



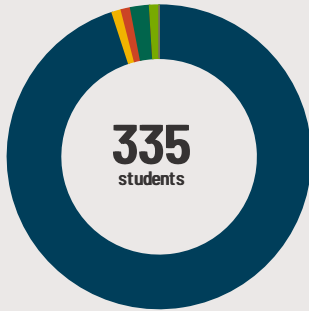
Beecher City CUSD 20

438 E State Highway 33 Beecher City, IL 62414 (618) 457-5100

Grades: PK - 12

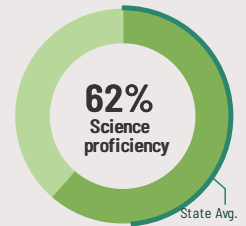
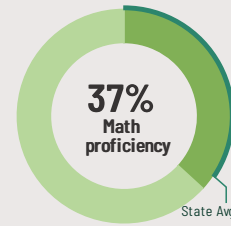
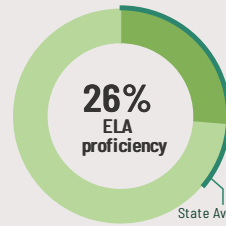
Superintendent: Mr.Philip Lark

Fast Facts



Student Characteristics

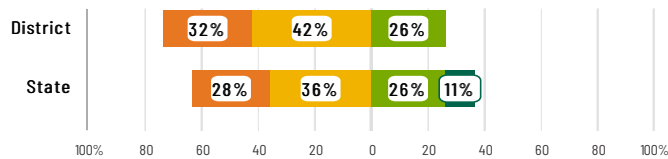
White	95%
Black	1%
Hispanic	1%
Asian	2%
American Indian	0%
Two or More Races	1%
Pacific Islander	0%
Low Income	41%
English Learners	0%
With IEPs	18%
With Disabilities	-
Homeless	7%



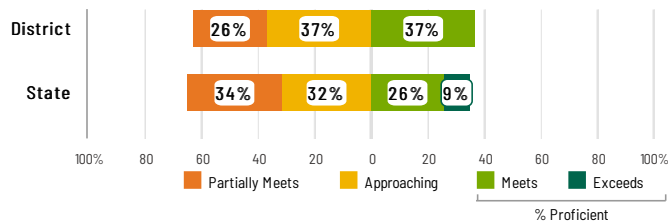
Academic Success

High school students take the SAT in English Language Arts and Math. The display shows SAT ELA & Math results in four performance levels.

English Language Arts



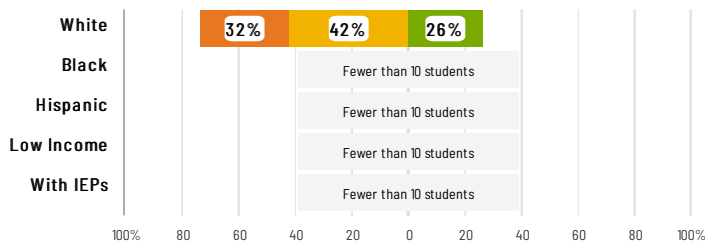
Mathematics



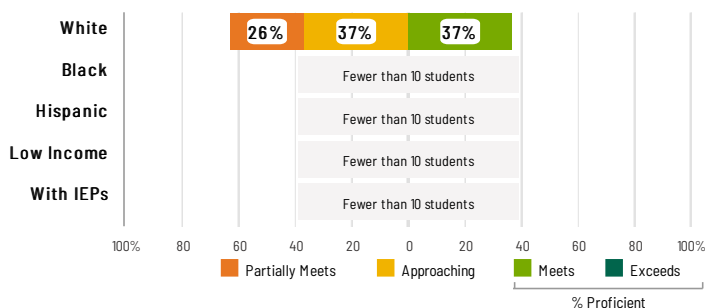
Success by Student Group

This display shows SAT ELA & Math performance levels for each student group. No data is shown for groups with fewer than 10 students.

English Language Arts



Mathematics



District Finance

Instructional Spending per Pupil includes only the activities directly dealing with the teaching of students or the interaction between teachers and students.

	2016	2017	2018	
District	\$5,732	\$5,297	\$5,620	\$9.0k
State	\$7,853	\$8,024	\$8,172	\$5.0k


Operational Spending per Pupil includes all costs for overall operations in this district, including Instructional Spending, but excluding summer school, adult education, capital expenditures, and long-term debt payments.

	2016	2017	2018	
District	\$10,993	\$10,666	\$11,640	\$14.5k
State	\$12,973	\$13,337	\$13,764	\$10.5k

College Readiness

Early College Coursework

Students taking early college coursework in grades 10, 11, and 12



Postsecondary Enrollment

Students who enroll at colleges and universities



Community College Remediation (lower is better)

Students enrolled in Illinois community colleges who require remedial coursework



Graduation Rate

Percentage of students who graduated within 4 years






Beecher City CUSD 20

Schools in District

School Name	Grades	Summative Designation	School Name	Grades	Summative Designation
Beecher City Jr-Sr High School	6 - 12	Commendable	Beecher City Grade School	PK - 5	Exemplary

Achievement Gap

Achievement gaps display the differences in academic performance between student groups. The display below shows the gap in readiness for the next level between low income (LI) students and non-low income (non-LI) students on the SAT for both English Language Arts (ELA) and Math.



	SAT ELA		SAT Math	
	District	State	District	State
Non-Low Income	-	50%	-	48%
Low Income	-	19%	-	17%
Gap	-	-31	-	-31

Educator Measures

This district has had an average of **1 principal(s)** at the same school over the past 6 years. District wide in the last three years, an average of **92% of teachers** return to the same school each year.

Student Attendance and Mobility

Attendance Rate

Rate at which students are present at school, not including excused or unexcused absences

Chronic Absenteeism

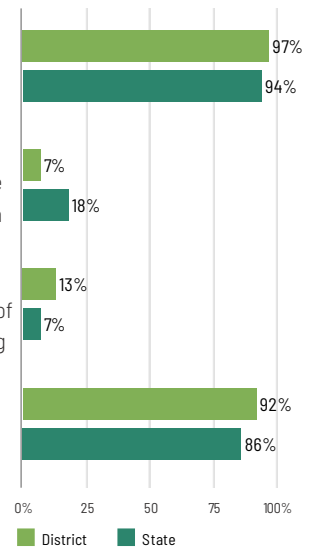
Percentage of students who miss 10% or more of school days per year either with or without a valid excuse

Student Mobility

Percentage of students who transfer in or out of the school during the school year, not including graduates

Teacher Retention

Percentage of full time teachers who return to the same school year to year



FOR MORE INFORMATION

Visit IllinoisReportCard.com to see additional details about each item of information for this school. There you will find charts spanning multiple years, detailed explanations, resources, more of the school's programs and activities, and powerful tools that let you dig deeper into data.

Most of this data has been collected by ISBE from school districts through data systems. Some information, such as the School Highlights, is entered directly by principals and can be updated throughout the year.