

KINDERGARTEN AMI

ACTIVITIES – Day 2

*(Please check off each activity when it is completed
and send back to school.)*

___ Read the Book The Oatmeal Man and have
your child complete the story map (have student
draw setting, characters, beginning, middle, and end
and parents can label what student drew.)

___ CVC Worksheet

___ Picture addition worksheet.

___ Fill in weather chart.

___ Spend 15 minutes exercising.

Student Name: _____



The Oatmeal Man

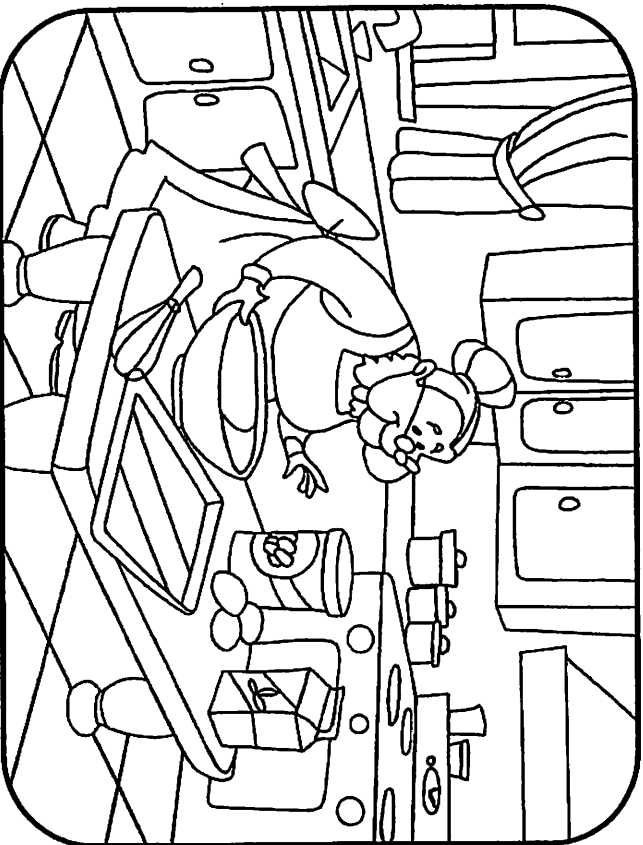
Please staple along this edge




Written by:
Charlene Holt
Illustrated by:
Dan Kuenster



Copyright © 2002-2005 istation. All rights reserved.




Gran said, "I will bake an oatmeal man." She got some oats, eggs, and milk.



She made an oatmeal man. She set him on a pan.




The fox said, "Come to my den. I do not like oatmeal. You will be safe."




He got up and ran. He said, "Run, run, fast as you can. You cannot eat the oatmeal man!"



The oatmeal man had to rest. He sat on a hillside.




He said, "No, you will not! Run, run, fast as you can. You cannot eat the oatmeal man!"




"Time to eat my oatmeal man,"
said Gran. He said, "No, you will
not eat me!"

3




The oatmeal man went into
his den. "Yum, yum," said the
sly fox.

12




The oatmeal man ran past a stork in some sage. "I spy an oatmeal man," the stork squeals. "Mmm, I will eat him for a snack."

7




He said, "No, you will not! Run, run, fast as you can. You cannot eat the oatmeal man!"

8



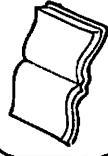
The oatmeal man ran up the hill and past a farm. A huge hog sat by a big barn. "Mmm, I will eat that oatmeal man," the hog brags.



A slim fox came by. He said to himself, "I will eat that oatmeal man. I must be sly."

Name _____

Story Map



Setting

--

Characters

--

Beginning

--

Middle

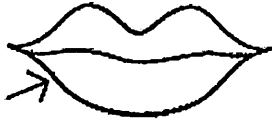
--

End

--

Name: _____

Color the Word




lip

lid



pin

pig



fin

fig



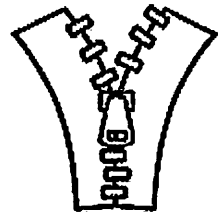
kit

kid




win

wig




zit

zip



bit

bib




bid

bin




mix

mid



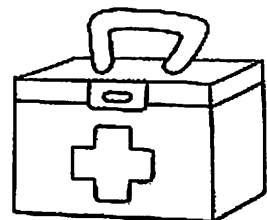
pit

pin



tip

tin



kid

kit

Name: _____

Green Thumb Addition



$$\text{Hand showing 2 fingers} + \text{Hand showing 1 finger} = \bigcirc$$

$$\text{Hand showing 2 fingers} + \text{Hand showing 3 fingers} = \bigcirc$$

$$\text{Hand showing 4 fingers} + \text{Hand showing 1 finger} = \bigcirc$$

$$\text{Hand showing 2 fingers} + \text{Hand showing 2 fingers} = \bigcirc$$

$$\text{Hand showing 5 fingers} + \text{Hand showing 2 fingers} = \bigcirc$$

$$\text{Hand showing 1 finger} + \text{Hand showing 3 fingers} = \bigcirc$$

$$\text{Hand showing 3 fingers} + \text{Hand showing 4 fingers} = \bigcirc$$

$$\text{Hand showing 2 fingers} + \text{Hand showing 4 fingers} = \bigcirc$$

$$\text{Hand showing 4 fingers} + \text{Hand showing 4 fingers} = \bigcirc$$

$$\text{Hand showing 5 fingers} + \text{Hand showing 1 finger} = \bigcirc$$


$$\text{Hand showing 5 fingers} + \text{Hand showing 3 fingers} = \bigcirc$$

$$\text{Hand showing 3 fingers} + \text{Hand showing 3 fingers} = \bigcirc$$

Today's weather

Today the weather is _____.

sunny



rainy



snowy



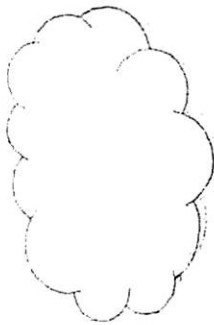
windy



foggy



cloudy



What I am wearing:

The season is:

Fall

Winter

Spring

Summer

Fun Animal Exercises

A is for Chomp like an Alligator

B is for Run like a Bull

C is for Pounce like a Cat

D is for Fetch like a Dog

E is for Stomp like an Elephant

F is for Hide like a Fox

G is for Stretch like a Giraffe

H is for Swim like a Hippo

I is for Lay like an Iguana

J is for Attack like a Jaguar

K is for Hop like a Kangaroo

L is for Hang like a Lemur

M is for Climb like a Monkey

N is for Sing like a Nightingale

O is for Slide like an Otter

P is for Strut like a Peacock

Q is for Flap your Wings like a Quail

R is for Slither like a Rattlesnake

S is for Dance like a Swan

T is for Roar like a Tiger

U is for Twirl like a Umbrellabird

V is for Hang Upsidedown like a Vampire Bat

W is for Howl like a Wolf

X is for Flip Out like an X-Ray Tetra

Y is for Graze like a Yak

Z is for Play like a Zebra

