

First Grade Memo

Date: June 2013

To: Parents

From: First Grade teachers

The summer before second grade is a growing and maturing time for every child. Parents can make all the difference between a good adjustment and a struggle when September begins. **Charles Street School requires every child to complete and return the attached summer packet. Your child must return the completed packet to their teacher on the first Friday of the first week of school. Failure to complete the summer packet will affect your child's first marking period grades.**

Here are some suggestions:

Review all of the high frequency and spelling words we have sent home throughout the year. Then encourage and praise them for reading and spelling the words.

Take time to read to your child and visit the library. Your child should read at least 15 minutes a day. Ask questions about the stories that you read.

Initiate conversations with your child. Ask questions.

Encourage your child to be a writer. Make paper and pencils, markers, colored pencils available for writing sentences and stories. Keep a journal, diary; write thank you letters and cards, etc.

Make use of experiences involving counting, adding and subtracting, (Keep practicing addition and subtraction facts, it is imperative that this skill be mastered in 2nd grade), measuring, telling time, and counting coins. The children are responsible for telling time to the hour and half hour and counting money to one dollar (using various coins).

Use the attached materials as summer review to maintain all of the "wonderful" skills that your child has acquired this year! Make everything you do a learning experience!

Journey's First Grade Sight Words **Study!**

and	my	our	far	starts
be	who	she	their	watch
help	friend	today	been	into
play	full	would	never	three
you	good	after	own	bird
with	hold	draw	brown	fly
for	many	pictures	off	those
what	pull	read	very	both
have	away	was	know	long
he	call	write	out	walk
look	come	eat	down	eyes
too	every	give	green	or
do	hear	one	open	around
find	said	put	fall	bring
funny	animal	small	grow	show
sing	how	take	yellow	because
no	make	blue	goes	carry
they	of	little	new	think
all	some	water	four	before
does	why	cold	over	light
here	her	live	two	about
me	now	where	five	by

Journey's First Grade Sight Words **Study!**

car	door	years	party	second
could	old	young	please	ball
don't	want	again	school	heard
maybe	more	along	seven	should
sure	try	began	above	cried
there	wash	boy	bear	large
first	mother	father	even	almost
food	use	house	pushed	gone
ground	better	nothing	studied	idea
right	night	together	surprised	any
sometimes	pretty	also	teacher	happened
these	saw	anything	toward	leaves
under	though	flower	always	behind
your	told	kind	happy	hello
done	turned	places	once	brothers
great	window	ready	different	loved
laugh	baby	upon	high	people
paper	begins	warm	stories	everyone
soon	eight	buy	enough	most
talk	follow	city	near	sorry
were	learning	family	across	field
work	until	myself	head	only

Compound Words

where	walk	ball	man
house	one	book	cage

Add words from the box to make compound words.

bird _____

bird _____

every _____

note _____

side _____

every _____

boat _____

snow _____

Circle each compound word you find.

B E O B I R D H O U S E
 O C A T W O S T N P I V
 A E V E R Y O N E S D E
 T S B A X S P O B I E R
 H N I N T O R S I D W Y
 O O R C O A T U P E A W
 U W D D P N U T E M L H
 S M C N O T E B O O K E
 E A A R U N M A N E O R
 T N G S N O W B A L L E
 R N E B I R D E R S T P

At Home: Ask children to write some compound words on cards. Cut the cards apart like puzzle, splitting the words. Then mix them up and have children match the parts.

Book 1.5/Unit 2
The Story of a Blue Bird

Fantasy and Reality

This story needs an ending.

Write about something that really could happen.





Kate and Will looked out the window. They saw a car stop. When they went outside,

Think of another ending to the story.

Write about something that is make-believe.

Kate and Will looked out the window. They saw a car stop. When they went outside,

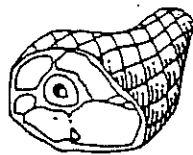
Unit Review: short vowels

- 1  Read the words in the box. 2  Say each word.
- 3  Listen for the short vowel sound.
- 4  Write each word under the correct heading and next to its vowel sound.

cab	hill	egg	fox	cat	chop	van	club	fig	sub
hen	nut	hut	bus	ham	pig	den	jet	ox	camp

Things You Can Eat

1. (e) _____
2. (o) _____
3. (i) _____
4. (u) _____
5. (a) _____




Things You Can Ride In

1. (a) _____
2. (o) _____
3. (u) _____
4. (u) _____
5. (e) _____

Kinds of Animals

1. (o) _____
2. (a) _____
3. (e) _____
4. (i) _____
5. (o) _____







Places You Can Go

1. (i) _____
2. (u) _____
3. (u) _____
4. (e) _____
5. (a) _____



Unit Review: long vowels

- 1  Read the words in the box. 2  Say each word.
- 3  Listen for the long vowel sound.
- 4  Write each word under the correct heading and next to its vowel sound.

cape	fruit	toad	jeep	beads	mule	train
toast	plane	mice	tie	rice	bike	suit
seal	meat	boat	robe	snake	grape	

Things You Can Wear




1. (ā) _____
2. (ē) _____
3. (ī) _____
4. (ū) _____
5. (ō) _____

Kinds of Animals

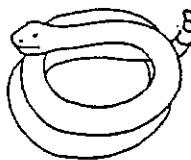
1. (ō) _____
2. (ū) _____
3. (ī) _____
4. (ē) _____
5. (ā) _____

Ways to Travel




1. (ē) _____
2. (ā) _____
3. (ā) _____
4. (ī) _____
5. (ō) _____




Things You Can Eat




1. (ū) _____
2. (ō) _____
3. (ī) _____
4. (ē) _____
5. (ā) _____



Reviewing Long and Short Vowels

- 1  Read each sentence.
- 2  Change the vowel sound in the underlined word to make a word that will complete the sentence.
- 3  Write the new word on the line.

1. Ron will get some water from the well.
2. Tie a rope around this case of _____ apples.
3. Can you read the _____ sign from here?
4. Jill wore a wide hat in the _____ sun.
5. The huge ball was too big to fit into the _____.
6. Tim rode one mile on his pet _____.
7. After the race Mimi ate a hot bowl of _____.
8. How much did you pay for that slice of _____ ?
9. Gail used the tip of her pencil to _____ the beat.
10. After school we like to play tug of war and _____.
11. Pam went for a sail and saw a _____ swim by.
12. Ben hurt his leg when he fell over the _____.



Long and Short Vowels

Directions: Read the word in the box. Listen to the vowel sound. Fill in the space below the word with the same vowel sound as the word in the box.

Example











ham	hail ○	man ○	hay ○
-----	-----------	----------	----------

1. rain	ran ○	rag ○	pail ○
2. hid	hide ○	hike ○	did ○
3. joke	job ○	toe ○	jog ○
4. feet	feel ○	fell ○	ten ○
5. tub	tune ○	tube ○	nut ○
6. lot	loan ○	log ○	tone ○
7. day	date ○	had ○	hat ○
8. rose	rob ○	soap ○	rot ○
9. tell	tea ○	leap ○	ten ○
10. nail	name ○	nap ○	lap ○
11. got	goal ○	hog ○	hole ○

12. hoe	hop ○	pot ○	home ○
13. due	dune ○	rub ○	dug ○
14. sad	sale ○	ham ○	say ○
15. like	lie ○	lip ○	kit ○
16. bet	team ○	beat ○	beg ○
17. tube	tug ○	tune ○	but ○
18. peak	keep ○	pet ○	pep ○
19. lie	lit ○	lime ○	pin ○
20. make	mail ○	mad ○	can ○
21. dime	did ○	mill ○	die ○
22. weed	wed ○	seat ○	set ○

Unit Review

Directions: Name the picture. Circle every word in the row that has the same vowel sound.

1.		fawn crawl	caught batch	blow pause	join raw
2.		spoon threw	book broom	crew shook	school took
3.		tree beam	dream sweater	thread speed	ten peach
4.		toys boys	tools soil	choice enjoy	boat hay
5.		mouse shower	mice blouse	blow found	crowd show
6.		boat doe	row mow	gloat cow	cot toe
7.		train stay	eight watch	day paid	track freight
8.		pie tried	pick lie	tie miss	lip die
9.		bread ahead	head team	leather ready	mean stream
10.		hook rookie	cookie loose	wood book	fool stool

Unit Review

Directions: Read the words in each row. Circle two words in the second box that have the same vowel sound as the word in the first box.

1. join	boy	boat	boil
2. mail	hat	hay	sailor
3. threw	screw	knew	know
4. frown	snow	pound	prowl
5. instead	ready	hen	leaves
6. cause	paw	cane	laundry
7. soy	voice	say	coy
8. grow	brown	throw	coal
9. shout	cloudy	cow	coat
10. eight	rain	bread	reindeer
11. room	zoom	lagoon	book
12. beach	great	green	cream
13. shook	crook	too	took
14. dawn	lawn	pause	rain
15. feet	seat	head	tree
16. moat	shout	hoe	soap

Inflectional Endings Review

Directions: Read the words below. Add **ing** to each base word. Print the new word on the line.

1. pin _____

7. stomp _____

2. save _____

8. poke _____

3. clean _____

9. swing _____

4. skip _____

10. ride _____

5. wave _____

11. hop _____

6. walk _____

12. hope _____

Directions: Add **ed** to the word beside each sentence to make it tell about the past. Print the word on the line.

13. Yesterday I _____ to the park.	skip
14. I _____ to school.	walk
15. I _____ to the party.	skate
16. He _____ with me on the playground.	play
17. I _____ the tail on the donkey.	pin

Suffixes -er and -est

RULE

The suffix **er** may be used to compare two things. The suffix **est** may be used to compare more than two things.

Directions: Read each sentence. Add **er** or **est** to each word below the line. Write the new word on the line to complete the sentence.

1. Jack is _____ than his brother.
smart
2. Sam is the _____ boy in his class.
small
3. Of the whole class, Harry is the _____ storyteller.
funny
4. My birthday party was my _____ day.
happy
5. I hope that tomorrow will be the _____ day.
great
6. The movie was the _____ of all.
scary
7. I will be the _____ after the race.
thirsty
8. Tammy is the _____ girl in the class.
smart


Directions: Add the ending **er** or **est** to each word below. Print the new words on the lines. Example: long, longer, longest

Base Word	More	Most
soft	_____	_____
cute	_____	_____
strange	_____	_____
mad	_____	_____











Name _____

Skill: Counting quarters, dimes, nickels and pennies

Match It!



Match each set of coins to the correct amount.





1.		-----	40¢
2.		-----	30¢
3.			46¢
4.			50¢
5.			35¢
6.			47¢
7.			42¢
8.			31¢
9.			45¢
10.			49¢

Brainwork! Write the amounts in order from smallest to largest.

Practice 36



Use the money chart to help you solve the problems.

			
1¢	5¢	10¢	25¢

1. Ashley has a quarter and a nickel in her pocket. How much money does she have in all?

$$+ \underline{\hspace{2cm}}$$

Ashley has ¢ in all.

2. Vincent had 35¢. He spent 10¢ buying a comic book. How much money does Vincent have left?

$$- \underline{\hspace{2cm}}$$

Vincent has ¢ left.

3. Wesley borrowed 8¢ from his mom and 10¢ from his dad. How much money did Wesley borrow in all?

$$+ \underline{\hspace{2cm}}$$

Wesley borrowed ¢ in all.

4. Veronica had 18¢. She lent one friend a nickel. How much money does Veronica have left?

$$- \underline{\hspace{2cm}}$$

Veronica has ¢ left.

Name _____

10.12
STRETCH YOUR
THINKING

Counting On from Nickels and Dimes

Problem Solving

Shelley and Jason sold pencils to earn money for their club. Count and write the money they earned. Use the table to answer each question.

Monday		_____ ¢
Tuesday		_____ ¢
Wednesday		_____ ¢
Thursday		_____ ¢
Friday		_____ ¢

- On which day did they earn the greatest amount? _____

- On which day did they earn the least amount? _____

- Did they earn more money on Monday or on Thursday? _____




Name _____

Thirty Minutes




USE WHAT YOU KNOW

Write each time.

1.






2.



Show the time. Draw the minute hand.

3.



Number Sense

4. Ring the better estimate.
How long will the movie last?
more than 30 minutes
less than 30 minutes




Name _____

10.8
USE WHAT YOU
KNOW


Problem-Solving Strategy

Use a Model



Use your  to solve each problem.

Draw the hands on the clocks to show the times.

1.



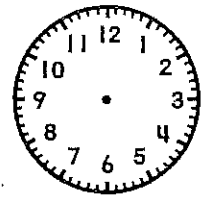
Brenda started her picture at 3:00. She finished 1 hour later. At what time did she finish?



2.



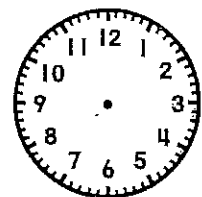

George started eating lunch at 12:00. He finished 30 minutes later. At what time did he finish?



3.





The music started at 8:00. It lasted 2 hours. At what time did it end?



Story Corner

4. Make up a story about the pictures.
Share your story with a friend.





1. The bus went 8 blocks, then 2 blocks, then 1 block. How many blocks did the bus go? _____

2. The bus left at 9:00. It came back at 11:00. The bus was out _____ hours.


3. 26 men got on the bus. 12 men got off. How many men are on the bus? _____




4. I got on the bus at 4:00. I got off at 4:30. I was on the bus _____ minutes.



5. What comes next?




6:00	<u>6:30</u>	2:00	_____
8:00	_____	_____	11:30
4:00	_____	_____	5:30



★ It cost 20¢ to ride the bus. How much will it cost for 3 trips on the bus?








1. There are 10  .
 5  are in the .
 How many  are not in
 the ?

2. How many more  are
 in than on  ?

3. 1  ate 5  .
 6  ate .
 (Hint: count by 5s)

4. There are 10  .
 7 hop away. How many
 are left?

5. What comes next?
    

★ If a frog can go 2 feet in a hop, how many feet can he go in 4 hops?

Should be completed in 3 minutes.

Practice Worksheet
MathFacts in a Flash®

Charles Street Elementary

Level: 9: Addition Review 2

Name: _____

$$\begin{array}{r} 3 \\ + 9 \\ \hline \end{array} \quad \begin{array}{r} 7 \\ + 10 \\ \hline \end{array} \quad \begin{array}{r} 10 \\ + 10 \\ \hline \end{array} \quad \begin{array}{r} 10 \\ + 8 \\ \hline \end{array} \quad \begin{array}{r} 6 \\ + 9 \\ \hline \end{array} \quad \begin{array}{r} 0 \\ + 10 \\ \hline \end{array} \quad \begin{array}{r} 9 \\ + 7 \\ \hline \end{array} \quad \begin{array}{r} 7 \\ + 0 \\ \hline \end{array}$$

$$\begin{array}{r} 3 \\ + 7 \\ \hline \end{array} \quad \begin{array}{r} 5 \\ + 7 \\ \hline \end{array} \quad \begin{array}{r} 8 \\ + 7 \\ \hline \end{array} \quad \begin{array}{r} 2 \\ + 9 \\ \hline \end{array} \quad \begin{array}{r} 1 \\ + 9 \\ \hline \end{array} \quad \begin{array}{r} 8 \\ + 9 \\ \hline \end{array} \quad \begin{array}{r} 6 \\ + 1 \\ \hline \end{array} \quad \begin{array}{r} 3 \\ + 10 \\ \hline \end{array}$$

$$\begin{array}{r} 8 \\ + 3 \\ \hline \end{array} \quad \begin{array}{r} 7 \\ + 4 \\ \hline \end{array} \quad \begin{array}{r} 9 \\ + 10 \\ \hline \end{array} \quad \begin{array}{r} 7 \\ + 6 \\ \hline \end{array} \quad \begin{array}{r} 1 \\ + 10 \\ \hline \end{array} \quad \begin{array}{r} 5 \\ + 8 \\ \hline \end{array} \quad \begin{array}{r} 8 \\ + 6 \\ \hline \end{array} \quad \begin{array}{r} 9 \\ + 4 \\ \hline \end{array}$$

$$\begin{array}{r} 1 \\ + 9 \\ \hline \end{array} \quad \begin{array}{r} 8 \\ + 9 \\ \hline \end{array} \quad \begin{array}{r} 8 \\ + 3 \\ \hline \end{array} \quad \begin{array}{r} 5 \\ + 7 \\ \hline \end{array} \quad \begin{array}{r} 10 \\ + 10 \\ \hline \end{array} \quad \begin{array}{r} 6 \\ + 9 \\ \hline \end{array} \quad \begin{array}{r} 7 \\ + 10 \\ \hline \end{array} \quad \begin{array}{r} 9 \\ + 4 \\ \hline \end{array}$$

$$\begin{array}{r} 8 \\ + 6 \\ \hline \end{array} \quad \begin{array}{r} 9 \\ + 10 \\ \hline \end{array} \quad \begin{array}{r} 7 \\ + 4 \\ \hline \end{array} \quad \begin{array}{r} 7 \\ + 6 \\ \hline \end{array} \quad \begin{array}{r} 5 \\ + 8 \\ \hline \end{array} \quad \begin{array}{r} 7 \\ + 0 \\ \hline \end{array} \quad \begin{array}{r} 2 \\ + 9 \\ \hline \end{array} \quad \begin{array}{r} 10 \\ + 8 \\ \hline \end{array}$$

Should be completed in 3 minutes.

Practice Worksheet
MathFacts in a Flash®

Charles Street Elementary

Level: 17: Subtraction Review 1

Name: _____

$\begin{array}{r} 2 \\ - 1 \\ \hline \end{array}$	$\begin{array}{r} 18 \\ - 9 \\ \hline \end{array}$	$\begin{array}{r} 3 \\ - 3 \\ \hline \end{array}$	$\begin{array}{r} 19 \\ - 9 \\ \hline \end{array}$	$\begin{array}{r} 8 \\ - 4 \\ \hline \end{array}$	$\begin{array}{r} 10 \\ - 3 \\ \hline \end{array}$	$\begin{array}{r} 11 \\ - 2 \\ \hline \end{array}$	$\begin{array}{r} 9 \\ - 6 \\ \hline \end{array}$
---	--	---	--	---	--	--	---

$\begin{array}{r} 9 \\ - 0 \\ \hline \end{array}$	$\begin{array}{r} 4 \\ - 1 \\ \hline \end{array}$	$\begin{array}{r} 6 \\ - 5 \\ \hline \end{array}$	$\begin{array}{r} 6 \\ - 3 \\ \hline \end{array}$	$\begin{array}{r} 4 \\ - 2 \\ \hline \end{array}$	$\begin{array}{r} 8 \\ - 7 \\ \hline \end{array}$	$\begin{array}{r} 7 \\ - 3 \\ \hline \end{array}$	$\begin{array}{r} 9 \\ - 1 \\ \hline \end{array}$
---	---	---	---	---	---	---	---

$\begin{array}{r} 12 \\ - 10 \\ \hline \end{array}$	$\begin{array}{r} 6 \\ - 2 \\ \hline \end{array}$	$\begin{array}{r} 9 \\ - 4 \\ \hline \end{array}$	$\begin{array}{r} 3 \\ - 2 \\ \hline \end{array}$	$\begin{array}{r} 4 \\ - 0 \\ \hline \end{array}$	$\begin{array}{r} 14 \\ - 10 \\ \hline \end{array}$	$\begin{array}{r} 5 \\ - 1 \\ \hline \end{array}$	$\begin{array}{r} 6 \\ - 5 \\ \hline \end{array}$
---	---	---	---	---	---	---	---

$\begin{array}{r} 12 \\ - 6 \\ \hline \end{array}$	$\begin{array}{r} 5 \\ - 3 \\ \hline \end{array}$	$\begin{array}{r} 12 \\ - 5 \\ \hline \end{array}$	$\begin{array}{r} 9 \\ - 8 \\ \hline \end{array}$	$\begin{array}{r} 6 \\ - 0 \\ \hline \end{array}$	$\begin{array}{r} 14 \\ - 4 \\ \hline \end{array}$	$\begin{array}{r} 14 \\ - 9 \\ \hline \end{array}$	$\begin{array}{r} 9 \\ - 2 \\ \hline \end{array}$
--	---	--	---	---	--	--	---

$\begin{array}{r} 15 \\ - 6 \\ \hline \end{array}$	$\begin{array}{r} 8 \\ - 8 \\ \hline \end{array}$	$\begin{array}{r} 16 \\ - 10 \\ \hline \end{array}$	$\begin{array}{r} 8 \\ - 6 \\ \hline \end{array}$	$\begin{array}{r} 19 \\ - 10 \\ \hline \end{array}$	$\begin{array}{r} 12 \\ - 5 \\ \hline \end{array}$	$\begin{array}{r} 19 \\ - 9 \\ \hline \end{array}$	$\begin{array}{r} 2 \\ - 1 \\ \hline \end{array}$
--	---	---	---	---	--	--	---

Solve the following addition and subtraction problems.

$$\begin{array}{r} 20 \\ - 10 \\ \hline \end{array}$$

$$\begin{array}{r} 69 \\ - 31 \\ \hline \end{array}$$

$$\begin{array}{r} 37 \\ + 7 \\ \hline \end{array}$$

$$\begin{array}{r} 73 \\ + 17 \\ \hline \end{array}$$

$$\begin{array}{r} 68 \\ - 14 \\ \hline \end{array}$$

$$\begin{array}{r} 92 \\ - 0 \\ \hline \end{array}$$

$$\begin{array}{r} 64 \\ + 21 \\ \hline \end{array}$$

$$\begin{array}{r} 93 \\ - 10 \\ \hline \end{array}$$

$$\begin{array}{r} 34 \\ + 30 \\ \hline \end{array}$$

$$\begin{array}{r} 46 \\ + 14 \\ \hline \end{array}$$

Score _____

Solve the following addition and subtraction problems.

$$\begin{array}{r} 20 \\ + 10 \\ \hline \end{array}$$

$$\begin{array}{r} 69 \\ - 21 \\ \hline \end{array}$$

$$\begin{array}{r} 37 \\ + 17 \\ \hline \end{array}$$

$$\begin{array}{r} 79 \\ - 17 \\ \hline \end{array}$$

$$\begin{array}{r} 68 \\ + 14 \\ \hline \end{array}$$

$$\begin{array}{r} 99 \\ - 0 \\ \hline \end{array}$$

$$\begin{array}{r} 64 \\ + 25 \\ \hline \end{array}$$

$$\begin{array}{r} 93 \\ - 71 \\ \hline \end{array}$$

$$\begin{array}{r} 34 \\ + 39 \\ \hline \end{array}$$

$$\begin{array}{r} 76 \\ + 14 \\ \hline \end{array}$$

Score _____