

2019-2020 Annual Report to the Public

Benton Public Schools
207 West Conway Street
Benton, Arkansas 72015
501-778-4861
bentonschools.org



2018-2019 School Year

#BPS PantherPride



Superintendent Dr. Mike Skelton

Dr. Mike Skelton, Superintendent, officially began his duties with the Benton School District in 2016. He is entering his 4th year at the helm of the BSD. He is starting his twenty-seventh (27) year in education. Dr. Skelton has earned his bachelor's, master's, specialist, and doctorate degrees from Arkansas State University. He has served in administration for 16 years and is a former biology teacher, coach, and bus driver. He has served as an adjunct professor for William Woods University (MO) and Arkansas State University. Dr. Skelton is the current president of the Dawson Learning Cooperative board of directors. His wife, Jamie, is a library/media specialist at Howard Perrin Elementary and their son, Tyler, is a special education teacher at Benton Middle School.

Welcome to the Benton School District!

I want to extend a sincere welcome to you on behalf of the entire faculty, staff, and Board of Education for the Benton School District. Benton is well known and admired for the quality of its educational system. Because of this, our school district has won the Niche, "Best School District in the Little Rock Area" award for 3 years in a row as well as being rated one of the top school districts in Arkansas over this time. The Benton School District is comprised of 4 elementary campuses (Caldwell, Perrin, Ringgold, and Grant), Benton Middle School, Benton Junior High School, Benton High School, and Fusion Academy.



We encourage all parents and guardians to get involved and be an active part of their child's education. In Benton Public Schools, we believe in "The Pursuit of Excellence Through Education". Please feel free to schedule a school tour to find out about the many opportunities that are available in the Benton School District for your child. We also invite you to learn more about the great things happening in our schools on a daily basis through our website <http://ww2.bentonschools.org>. There are other ways to find out more about our district. You can follow us on Twitter [@twitter.com/bentonschools](https://twitter.com/bentonschools) and you can also like Benton Public Schools on Facebook.com/bentonschools. Thank you for your interest in Benton School District! We look forward to sharing with you why your child needs to join our **Panther Family!**

Benton School Board

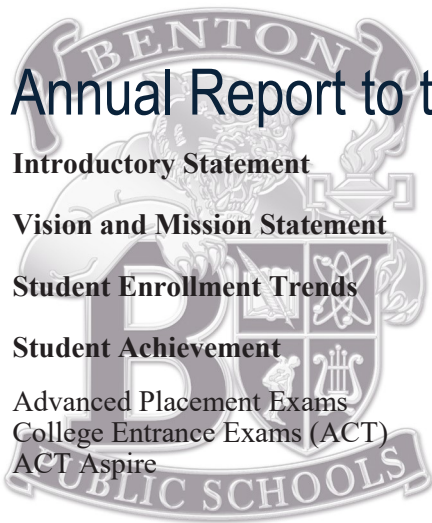


Required Board Member Training

Effective January 1, 2006, school board members are required to get six hours of training every calendar year in the state of Arkansas. The current hours of training for each board member are listed below: January 1 – December 31, 2018:

Dio Vannucci, President	7 hours
Randy Mitchell, Vice President	23 hours
Holley Little, Secretary	6.5 hours
Jarrold Hambric	13 hours
Jonathan Woolbright	10 hours
Chris Ledbetter	6 hours
Paul Childress	New Member

These are only the hours of training provided by the Arkansas School Boards Association and approved by the Arkansas Department of Education. In addition, we are fortunate to have board members who spend endless hours attending regular and special meetings, policy and study sessions, and strategic planning meetings and then serving on various committees. Benton School District has an excellent school board who strives each day to make students successful.



Annual Report to the Public

Introductory Statement

Vision and Mission Statement

Student Enrollment Trends

Student Achievement

Advanced Placement Exams
College Entrance Exams (ACT)
ACT Aspire

Academic Services and Information

Graduation Requirements
Alternative Education
Concurrent Credit
Parental Involvement

Special Programs

Gifted and Talented Program
Special Education/Section 504
English as a Second Language

Staffing

Competitive Salaries
Pupil/Teacher Ratio

Professional Development

Accountability

Accreditation
Audit report
Budget
Competitive Contracts
Required Board Member Training

Vision & Mission Statement

We believe that the Benton School District will:

- *Provide students a world-class education that prepares them for a globally competitive society*
- *Develop lifelong learners and students who can become self-directed in their learning by using a variety of learning strategies to enhance their educational experience*
- *Create opportunities for all students to succeed by becoming proficient or above in all content areas with an emphasis on literacy, mathematics, and the sciences*
- *Strive to be a district of excellence that competes at the state and national levels in all academic and extracurricular activities*
- *Instill a desire for ethical behavior, integrity, and good citizenship*

Benton School District Our Schools

Angie Grant Elementary

Lori Bacon, Principal
Mark Rash, Assist. Principal
501-778-3300

Caldwell Elementary

Diane Lovell, Principal
Jennifer Almond, Assist. Principal
501-778-4444

Howard Perrin Elementary

Stacye Shelnut, Principal
Kelly Keene, Assist. Principal
501-778-7411

Ringgold Elementary

Beverly Mayfield, Principal
Rhonda Redmond, Assist. Principal
501-778-3500

Benton Middle School

Steven Quinn, Principal
Karen Crosby, Assist. Principal
Ashley McKell, Assist. Principal
Benji White, Assist. Principal
501-776-5740

Fusion Academy

Kyle McGrew, Principal
501-507-0783

Benton Junior High

Chad Pitts, Principal
Charles Reynolds, Assist. Principal
Melissa White, Assist. Principal
501-778-7698

Benton High School

Curt Barger, Principal
Karen Heatherly, Assist. Principal
Karen Hilborn, Assist. Principal
501-778-3288

Introductory Statement

The Annual Report documents the Benton School District's progress in meeting the requirements set forth by the Arkansas Department of Education's Standards of Accreditation, student achievement data, and the status of various programs offered by the Benton Public School District to students and the community.

The purpose of this document is to provide a glimpse of what an exciting, challenging, and successful year it was for our schools. The Annual Report to the Public is not a one time, once a year snapshot; it is a living document that will be updated regularly. We hope you will visit our website regularly and stay informed about the good things happening in our schools. If our school district and community continue to work together, we can prepare our students to become intelligent, thoughtful, responsible citizens of our community and the world. It's our responsibility to fulfill that vision of greatness – for our community and for our students.

Each school in the district will report progress on its school improvement plan to the community at a public meeting scheduled by the building principal. For specific dates, contact the building-level principals.

Our Administration BENTON SCHOOL DISTRICT

Dr. Mike Skelton, Superintendent

Dr. Eric Saunders, Assistant Superintendent	Dr. Kim Anderson Assistant Superintendent
Dr. Larry Smith, Assistant Superintendent	Sherri Fite, Technology Director
Danny Revis, Transportation Director	Scott Neathery, Athletic Director
Angie McWhorter, SPED Supervisor	Chris Hinson, Chief Financial Officer
Kevin Chastain, Plant Manager	



STUDENT Enrollment trends

Year	Oct 1 Enrollment	1 st Quart ADM	2 nd Quart ADM	3 rd Quart ADM	4 th Quart ADM
2014-2015	5,000	5000.17	4976.74	4955.8	4932.66
2015-2016	5,045	5046.1	5010.94	4952.02	4946.32
2016-2017	5108	5098.56	5117.74	5082.99	5085.5
2017-2018	5,286	5286.75	5289.57	5300.28	5298.21
2018-2019	5547	5548.4	5539	5532.35	5518.65





It's a Great Day to be a Panther!



Attendance Data

Students must obtain 26 credits to graduate. We have listed our graduation rate, dropout rate, attendance rate, home school, and school choice numbers. (Reported years listed)

School Year	Graduation Rate	Dropout Rate	Attendance Rate	Home School	School Choice
2013-2014	92.7%	.93%	94.8%	123	5.81%
2014-2015	93.56%	1.05%	95.2%	153	5.74%
2015-2016	94.60%	.99%	95.0%	198	6.20%
2016-2017	92.8%	1.08%	94.8%	210	6.23%
2017-2018	95%	.59%	94.7%	198	9.26%

IN THE SPOTLIGHT:



Laura Kyzer Benton High School
Monica Zaremba Benton Junior High School
Jacqueline Daugherty Benton Middle School
Kathryn McCoy Ringgold Elementary
Sara Ward Howard Perrin Elementary
Kara Conrad Caldwell Elementary
Erin Hohman Angie Grant Elementary

Teacher Quality


Teachers with Bachelor's Degree	46.5%
Teachers with Master's Degree	52.5%
Teachers with Advanced Degrees	1%



Mark Rash
Assistant Principal of Angie Grant Elementary School

Mr. Rash was recently named the 2018 Arkansas Association of Elementary School Principals (AAESP) Assistant Principal of the Year.

Congratulations Mr. Rash!



Monica Zaremba
Teacher of the Year 2019

Monica Zaremba graduated from the University of Dayton with a degree in Secondary Education in 2002. She began her teaching career in Chicago that same year, where she taught high school for 10 years. During that time, she earned a Masters of Education from National Louis University in 2005 and achieved National Board Certification in 2009. Monica moved to Benton with her husband and three boys in 2012. After working briefly at Avilla Christian Academy, she joined the teaching force at BJH in January of 2016 and has been teaching freshmen there since.

Monica says, "I am extremely humbled and beyond honored to have been named the Teacher of the Year. I am grateful for all of the teaching mentors that I have had throughout my career. Teaching is very much a community effort and I love being a part of that family here in Benton."

When not at BJH, Monica spends her time with her husband, Jerome, who is also a teacher at Little Rock Central High School, and her three boys, Jerome, Charlie and James.

Congratulations Mrs. Zaremba!
We are so proud of you!





STAFFING

Competitive Salaries

Fiscal Year	Average Teacher Salary
2009-2010	\$47,762
2010-2011	\$50,413
2011-2012	\$52,645
2012-2013	\$52,875
2013-2014	\$53,195
2014-2015	\$55,079
2015-2016	\$55,626
2016-2017	\$53,042
2017-2018	\$54,135
2018-2019	\$55,290

Benton's average teacher salary has remained competitive with Arkansas school districts over the past few years. Our average teacher salary has risen \$7,528 within the last ten years.

Report To Our Patrons

The Benton School District is an outstanding school district. We are in full compliance with the Standards for Accreditation for Arkansas Public Schools. We are truly committed to our mission to provide excellence in education. We have a lot to be proud of in Benton.

Net STUDENT transfers:

This chart reports the net amount of students that transferred into and out of the Benton School District pursuant to the Arkansas Opportunity Public School Choice Act of 2004, 6-18-227 et seq. For more information visit arkleg.state.ar.us

Board To Board	OUT OF DISTRICT	INTO DISTRICT	NET
2016-2017	55	31	-24
2017-2018	56	47	-9
2018-2019	17	19	+2

School Choice	OUT OF DISTRICT	INTO DISTRICT	NET
2014-2015	16	58	+42
2015-2016	14	73	+59
2016-2017	26	113	+87
2017-2018	56	112	+56
2018-2019	11	87	+76



Pupil/Teacher Ratio

	October 1 Enrollment	Teacher FTE	Ratio
2014-2015	5,000	300.89	16.62:1
2015-2016	5,045	303.00	16.65:1
2016-2017	5,108	315.64	16.18:1
2017-2018	5,286	319.34	16.55:1
2018-2019	5,547	319.08	17.38:1

PANTHER *Pride*

We are a school district with ...

26 teachers with National Board Certification

2 schools with Outstanding Educational Performance Awards
from the University of Arkansas' Office of Educational Policy

Over 8 million dollars in scholarships awarded



2 National Merit Finalists

10 AP Scholar with Distinction, 8 AP Scholars with Honors and 39 AP Scholars

42 All State Athletes

9 All State Choir


5 All State Band, 2 All State Jazz



Conference Co-Champions BHS Volleyball



BHS Band- Class 6A State Marching
Contest Runner Up



State Runner-Up BHS Football




Overall State Champions
Weightlifting




Overall State Champions
Small Ensemble



Home of Champions



Conference Co-Champions
Softball



State Runner-up BHS Baseball BHS



Conference Champions - BHS Girls Soccer



Conference Champions
BHS Girls Swim



Conference Champions & State Champions
BHS Boys Bowling



Brandy Chumley
Arkansas HS Bowling Coach of the Year

Benton Public School Transportation

Number of school buses - 37
Number of miles driven daily - 1500

Number of routes - 22
Number of students transported each day - 1800



Benton District Demographics

Total Enrollment 5547 *October 1, 2018*

White 4,316 Students African American: 541 Students
Hispanic: 433 Students Other: 257 Students


Benton Public School Child Nutrition

Total Enrollment 5547 *October 1, 2018*

Free: 1830 Students Reduced: 413 Students
Full Paid: 3304 Students

Parental Involvement

Each year the Benton School District holds Parent-Teacher Conferences in the fall and spring semesters at each of our campuses. The district has a long history of a high percentage of our parents participating in those conference opportunities. Research indicates that parental involvement positively affects a student's performance, and our district is very fortunate to have parents who wish to be directly involved in the education of their children.



Gifted and Talented Program

The Benton School District is committed to providing students in the district equal opportunity to develop to their fullest potential. Furthermore, the Benton School District is committed to an educational program that recognizes the unique value, needs, and talents of each individual student. This commitment includes providing a program for identifying and meeting the needs of our gifted and talented students.

Gifted students are those with high potential whose educational needs, learning characteristics, and abilities require substantially different educational experiences and services not provided for in the regular instructional program.


The basic purposes of the gifted and talented program are to extend the scope and horizons and improve learning experiences for the gifted student by promoting higher level thought processes, creative and critical thinking skills, freedom to study in-depth areas of interest to expand levels of inquiry, and to develop within each individual a sense of self-worth and a responsibility to self and society.

The Benton School District provides services to 630 high-ability and identified gifted students through the GT pull-out program at the elementary and middle level and Pre-Advanced Placement classes and Advanced Placement classes. A certified GT facilitator is employed at each building. Information about our identification process and procedures can be found on our district website.

Academic competitions are also available for students in all grades. These include, but are not limited to, Scholastic Chess, Academic Quiz Bowl, Math Olympiad, Language Arts Olympiad, and Spelling Bee.

English as a Second Language Program

The Benton Schools' English as a Second Language Program provides services for students whose primary language is not English. We currently have 298 language minority students in our district. Of these language minority students, 94 are receiving direct services in our ESL instructional program. 130 are receiving indirect services and 74 are being monitored. For 2018-2019 we had 15 students exit the program and 18 graduated.



AP Scholars

2019	AP Scholar	AP Scholar with Honor	AP Scholar with Distinction	National AP Scholar
Number of Scholars	39	8	10	
2018	AP Scholar	AP Scholar with Honor	AP Scholar with Distinction	National AP Scholar
Number of Scholars	29	7	5	
2017	AP Scholar	AP Scholar with Honor	AP Scholar with Distinction	National AP Scholar
Number of Scholars	31	3	7	
2016	AP Scholar	AP Scholar with Honor	AP Scholar with Distinction	National AP Scholar
Number of Scholars	26	7	8	1
2015	AP Scholar	AP Scholar with Honor	AP Scholar with Distinction	National AP Scholar
Number of Scholars	37	6	3	1

Concurrent Credit Courses

The University of Arkansas at Little Rock and Benton School District created a partnership to benefit high school students beginning in the 2007-2008 school year. Students will have the opportunity to take college level classes on the high school campus and earn concurrent credit. UALR charges students \$50 for 3 credit hours.


The instructors for the dual enrollment concurrent credit classes must hold a Masters Degree in the specific field of study, submit a syllabus and receive approval by UALR, and work collaboratively with the college concerning subject matter and instruction.

AP Calculus AB
 AP English Language and Composition 11-COMP I
 AP English Literature and Composition 12 and Lit II
 AP United States History
 AP World History
 AP Statistics
 Computer Business Applications
 Orientation to Teaching II



College of the Ouachitas

Concurrent credit is defined as a student taking a course and receiving credit from the local high school and credit from a school of higher education. Benton High School offers College Algebra through COTO for our students.



Advanced Placement Exams

The Benton School District offered Advanced Placement (AP) classes in eighteen subject areas in 2017-2018 AP exams, administered during the first two weeks of May of each school year, are scored on a rubric of 1 to 5 as follows:

- | | |
|------------------------------|------------------------|
| 5 - Extremely well qualified | 4 - Well Qualified |
| 3 - Qualified | 2 - Possibly Qualified |
| 1 - No Recommendation | |

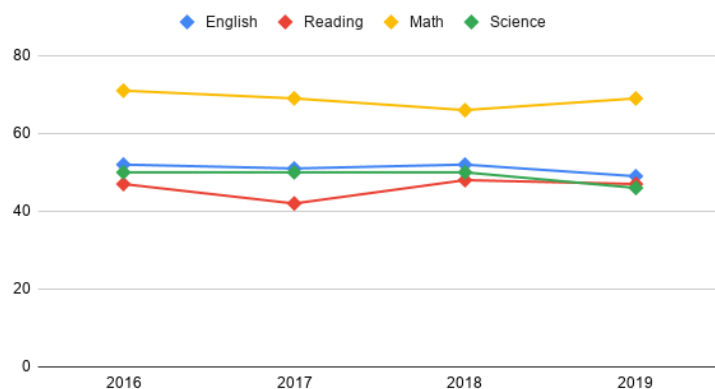
Most colleges and universities give advanced placement and college credit for students who receive a score of 4 or 5, and many give advanced placement or college credit for a score of 3. The College Board has recognized 29 Benton High School students as Advanced Placement Scholars based on their exceptional achievement on the college-level AP examinations this past May 2019. Five students were recognized as AP Scholars with Distinction by receiving an average grade of at least 4.0 on all exams taken and grades of 3 or higher on five or more of these exams. Seven students received recognition as an AP Scholar with Honor by receiving a grade of 3 or higher on four exams while maintaining an average of at least 3.35 on all AP exams taken and 17 students received the AP Scholar Award by scoring 3 or higher on at least three exams. **Last May, a total of 601 Advanced Placement exams were administered to Benton High School students. Of the exams given, 46% received a score of 3 or higher.**

AP Exams		2015	2016	2017	2018	2019
Art History	# taking exam	N/A	24	52	49	67
	% scoring 3 or higher	N/A	25%	21%	4%	15%
Biology	# taking exam	43	19	25	NA	28
	% scoring 3 or higher	49%	74%	68%	NA	79%
Calculus	# taking exam	14	24	24	33	28
	% scoring 3 or higher	21%	46%	71%	60%	71%
Chemistry	# taking exam	11	21	19	37	29
	% scoring 3 or higher	27%	29%	32%	16%	17%
English Language	# taking exam	62	49	80	88	84
	% scoring 3 or higher	53%	61%	31%	34%	75%
English Literature	# taking exam	55	64	50	63	66
	% scoring 3 or higher	64%	52%	36%	37%	48%
European History	# taking exam	14	N/A	N/A	NA	NA
	% scoring 3 or higher	50%	N/A	N/A	NA	NA
Music Theory	# taking exam	21	23	8	NA	18
	% scoring 3 or higher	19%	39%	38%	NA	33%
Psychology	# taking exam	59	46	29	50	53
	% scoring 3 or higher	68%	72%	35%	26%	32%
Spanish Language	# taking exam	6	6	15	8	20
	% scoring 3 or higher	83%	67%	33%	25%	45%
Statistics	# taking exam	30	26	33	16	NA
	% scoring 3 or higher	23%	50%	30%	81%	NA
Studio Art 2D Design Portfolio	# taking exam	N/A	N/A	4	8	4
	% scoring 3 or higher	N/A	N/A	50%	50%	100%
United States History	# taking exam	18	58	76	79	55
	% scoring 3 or higher	39%	24%	15%	33%	53%
United States Government	# taking exam	49	22	N/A	24	11
	% scoring 3 or higher	27%	32%	N/A	29%	36%
World History	# taking exam	45	60	83	88	82
	% scoring 3 or higher	53%	25%	46%	25%	20%
Physics	# taking exam	N/A	NA	NA	10	7
	% scoring 3 or higher	N/A	NA	NA	40%	29%
Environmental Science	# taking exam	NA	NA	NA	20	77
	% scoring 3 or higher	NA	NA	NA	45%	18%
Computer Science Principles	# taking exam	NA	NA	NA	28	33
	% scoring 3 or higher	NA	NA	NA	79%	76%

ACT Aspire

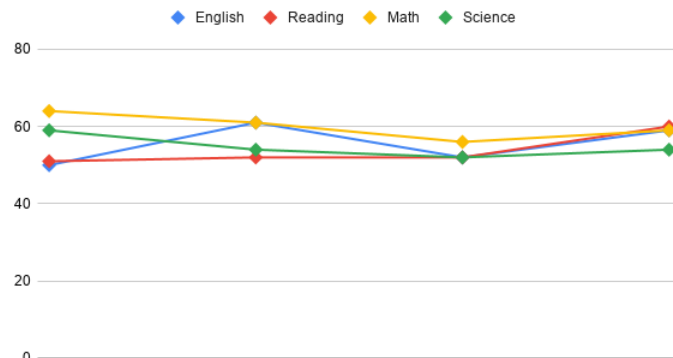
3rd Grade

Benton 3rd Grade Four-Year Trend



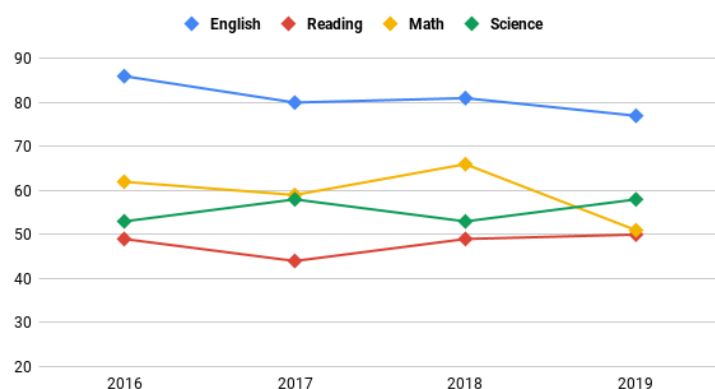
4th Grade

Benton 4th Grade Four-Year Trend



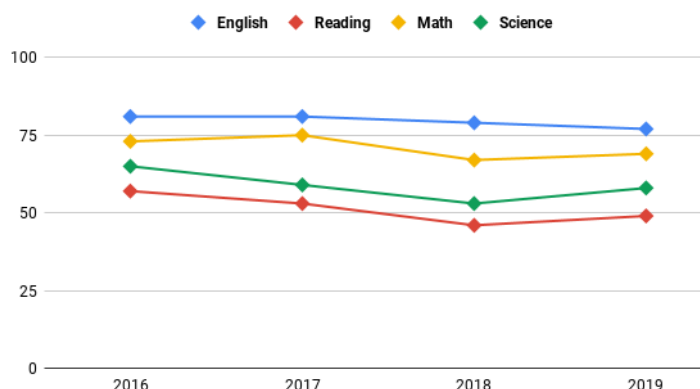
5th Grade

Benton 5th Grade Four-Year Trend



6th Grade

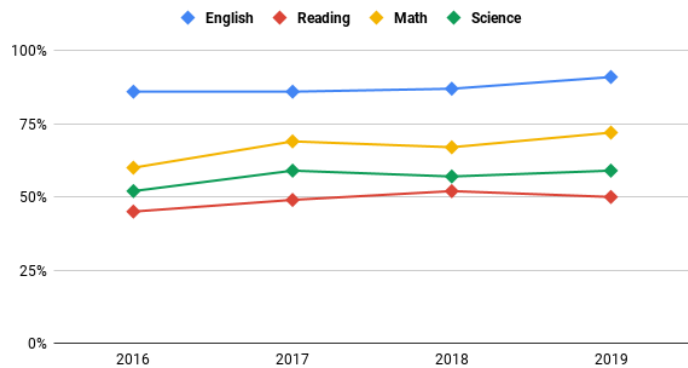
Benton 6th Grade Four-Year Trend



ACT Aspire

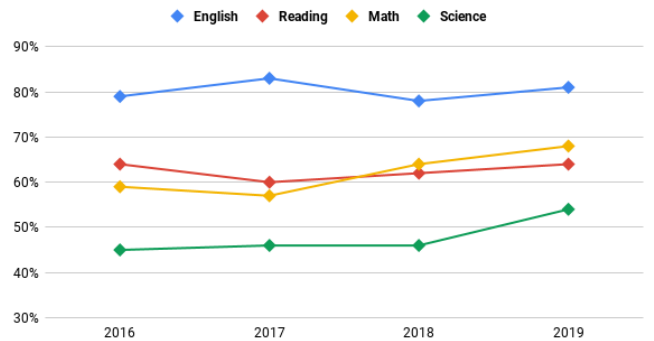
7th Grade

Benton 7th Grade Four-Year Trend



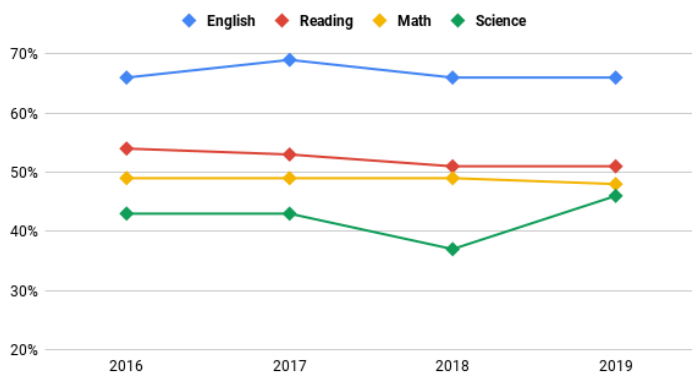
8th Grade

Benton 8th Grade Four-Year Trend




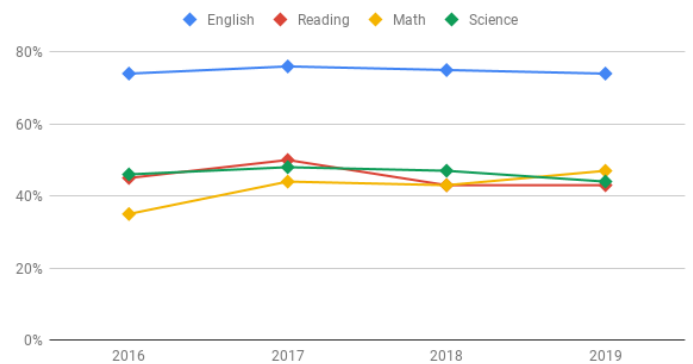
9th Grade

Benton 9th Grade Four-Year Trend



10th Grade

Benton 10th Grade Four-Year Trend

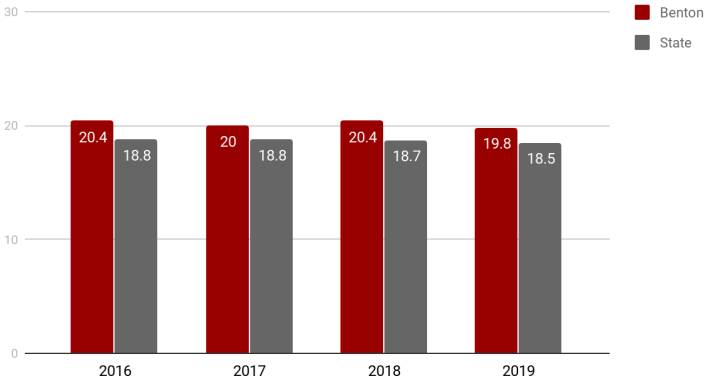


Student Achievement

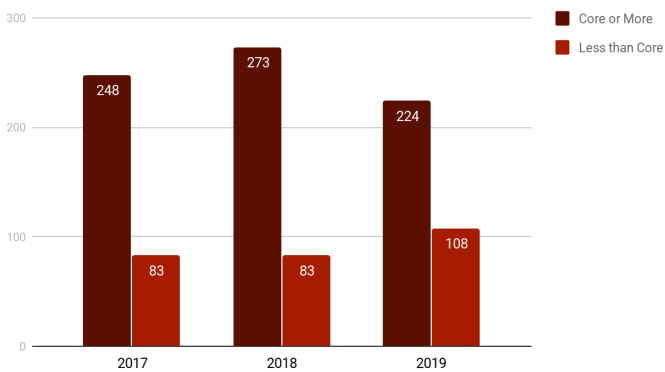
The Benton School District continually evaluates the district’s programs, curriculum and instruction practices as they relate to student achievement and the Arkansas standards. Various assessments are given throughout the year at different grade levels. Teachers evaluate students with classroom assessments and the Arkansas Department of Education mandates ACT Aspire Exams in grades 3-10.

2019 BHS ACT Scores Compared to State


Composite ACT Scores



Number of Benton Juniors Tested



The three-year trend analysis shows Benton is testing more juniors each year. Benton continues to outperform the State on the ACT. The average composite ACT score for Benton’s Junior class of 2018 was 20.4 in comparison to the State’s average composite of 18.7. Benton continues to encourage students to take Smart Core classes to prepare students for college readiness.



BHS Juniors State Testing

	ACT English	ACT Math	ACT Reading	ACT Science	ACT Composite
BHS 2016	20	20.3	20.6	20.2	20.4
BHS 2017	19.4	19.9	20.2	20.1	20
BHS 2018	20.3	20.1	20.4	20.2	20.4
BHS 2019	19.3	19.5	20.2	19.8	19.8

Special EDUCATION


The Benton School District Special Education Department is committed to providing our students an educational environment that supports academic, social and emotional well-being. Our department currently serves 573 students with disabilities. Our services include: Co-teach model, inclusion, resource services, community-based instruction, speech therapy, occupational therapy, physical therapy, behavioral support services, school-based mental health services, homebound services, para professional support, specialized transportation, and preschool services through Dawson Educational Cooperative. Our department is also excited to share the news that **Mrs. Keri Coats is the new Assistant Special Education Supervisor** for the Benton School District Special Education Department. Mrs. Coats has been with the Benton School District since 2010 as a special education teacher. We are very lucky to have her continue her career with our district as the Assistant Special Education Supervisor.



Benton School District — TEACHERS

*“Bring your best stuff to the present moment
and pour into the lives of others.”*

Kevin Brown– The Hero Effect





Graduation Requirements

Beginning with the class of 2005, students will be required to obtain 26 credits in grades nine through twelve or complete an appropriate individual education plan (IEP) for graduation. Specific graduation requirements include the following (grades 9-12): 4 units English, 4 units Math, 3 units Science, 3 units Social Studies, 1 unit

Senior Scholarship Earnings

The Benton Class of 2019 received more than

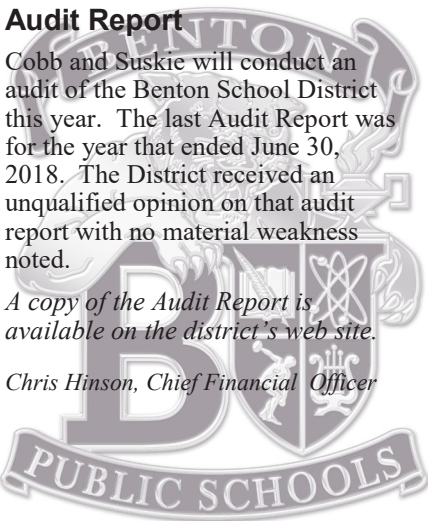
\$8 million dollars in awarded scholarships.

Audit Report

Cobb and Suskie will conduct an audit of the Benton School District this year. The last Audit Report was for the year that ended June 30, 2018. The District received an unqualified opinion on that audit report with no material weakness noted.

A copy of the Audit Report is available on the district's web site.

Chris Hinson, Chief Financial Officer



ACCOUNTABILITY

Accreditation

The Arkansas Department of Education reviews all Annual School Reports to determine the accreditation status of each school district in Arkansas. In addition, a monitoring team visits each campus every four years to ensure compliance with the Arkansas Standard's of Accreditation.



Competitive Contracts

The Benton School District has a competitive contract with Coke that was signed in August of 2009. The contract stated that we receive a \$20,000 signing bonus for scoreboard funding. The remainder of the coke money is spent in buildings to support teaching and learning.

Budget

Salary, Operating and Debt Service Funds				
	2018-2019	% of	2019-2020	% of
	<u>Budget</u>	<u>Budget</u>	<u>Budget</u>	<u>Budget</u>
Salary & Benefits	\$31,219,150	66%	\$32,042,446	65%
Purchased Services	\$1,680,614	4%	\$1,737,735	4%
Purchased Property Services	\$1,089,105	2%	\$1,988,825	4%
Insurance, Communication & Travel	\$676,893	1%	\$678,710	1%
Utilities & Supplies	\$3,646,916	8%	\$3,455,789	7%
Capital Outlay	\$1,098,399	2%	\$1,490,190	3%
Dues, Fees & Debt Service	<u>\$8,135,414</u>	17%	<u>\$8,118,288</u>	16%
Totals	\$47,546,494	100%	\$49,511,983	100%

BENTON PROFESSIONAL DEVELOPMENT

The Benton School District continually strives to find innovative ways to meet the needs of students and teachers by providing high quality professional development.

The Benton School District offers many hours of professional development within our district. We are members of the Dawson Cooperative in Arkadelphia. This allows our staff to attend many sessions nearby. We offer courses in the following categories: Technology, Arkansas History, Curriculum Alignment, Data Disaggregation, Assessment, Content, Special Services, Instructional Leadership, and Differentiated Instruction.

Benton is committed to developing in-house experts who will be able to share their knowledge and expertise with the other district faculty, and many of the courses offered during the beginning district in-service days

were presented by district teacher leaders.

In order to maintain a valid license with the Arkansas Department of Education, teachers must complete at least 36 hours of professional development annually. Courses are offered at various times throughout the year on ten scheduled in-service contract days.

The Benton District continually strives to exceed standards not only for students but also for teachers by providing high quality training. Well-trained teachers lead to increased student achievement and success inside and outside of the classroom. District initiatives include the following: Capturing Kids' Hearts, Professional Learning Communities, Cognitive Guided Instruction, Advanced Placement Training, Integrating Technology in the Classroom, Horizontal/Vertical Alignment of Essential

Standards, RISE, and

Em-

powering Writers.

The 2018-2019 school year was focused on the RISE Initiative for grades K-6 and 7-12 SPED, identifying essential standards, implementation of Professional Learning Communities, Capturing Kids' Hearts, Leader in Me, and Suicide Awareness & Prevention.



BENTON PUBLIC SCHOOLS

ww2.bentonschools.org

[@twitter.com/bentonschools](https://twitter.com/bentonschools)

[Facebook.com/bentonschools](https://facebook.com/bentonschools)

Chenault Administration Building

207 W. Conway Street, Benton

501-778-4861 fax: 501-776-5777

Our Schools

Benton High School

211 North Border Street

501-778-3288

Benton Junior High

411 North Border Street

501-778-7698

Benton Middle School

204 North Cox Street

501-776-5740

Fusion Academy

105 North Cox Street

501-507-0783

Angie Grant Elementary

1124 Hoover Street

501-778-3300

Caldwell Elementary

1800 W. Sevier Street

501-778-4444

Howard Perrin Elementary

1201 Smithers Drive

501-778-7411

Ringgold Elementary

536 River Street

501-778-3500

