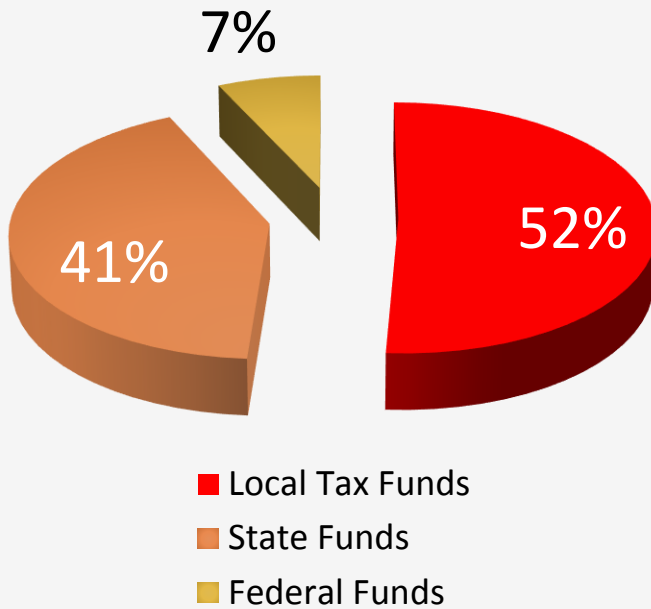


*STATE OF THE
DISTRICT 2017:*

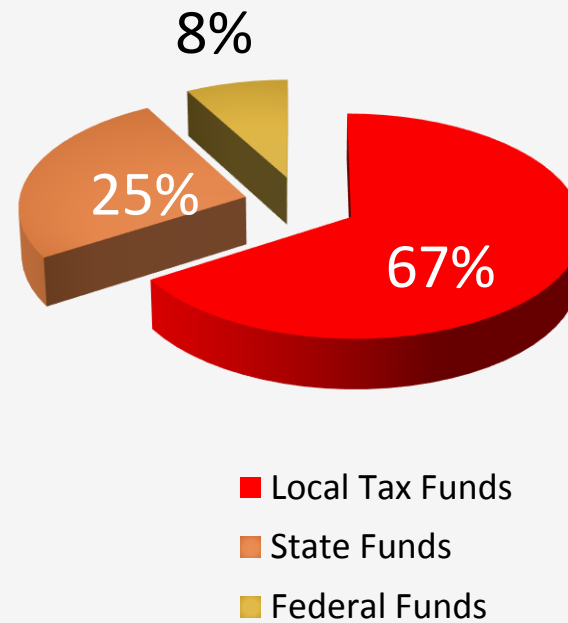
*UPDATED FROM THE NOVEMBER 16, 2016
CHAMBER MEETING PRESENTATION*

Revenue Sources

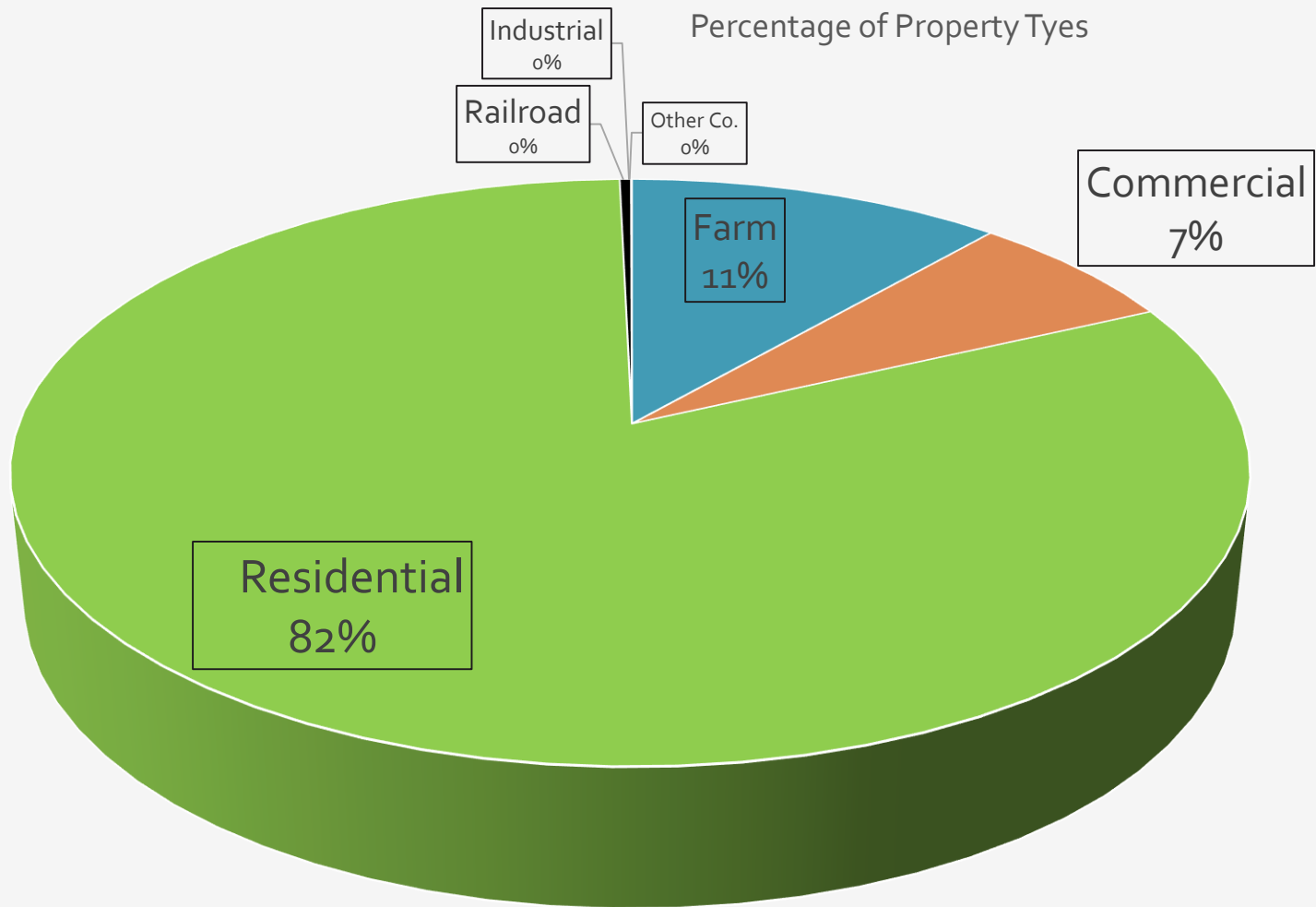
Mahomet-Seymour Operating Funds Revenue Sources




State Average Operating Funds Revenue Sources



Mahomet-Seymour School District Property Value Breakdown (EAV)



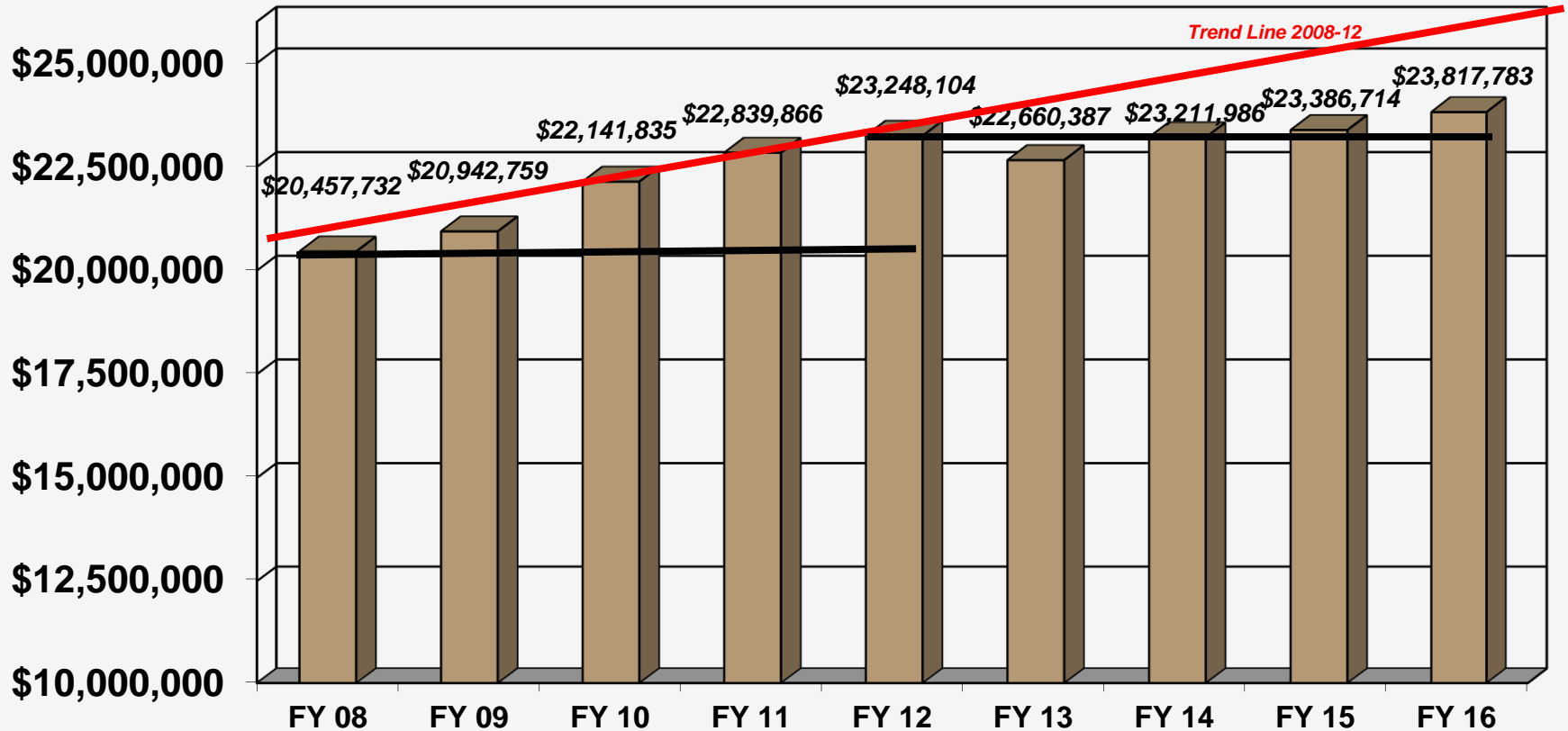
Mahomet-Seymour School District Historical Tax Rates



	Champaign County SCHOOL DISTRICT(S)	<i><u>Information provided by ROE #9</u></i>		TOTAL 2016 TAX RATE
1	Rantoul City Schools #137 (K-8) 4.8275	Rantoul Twp HSD #193 (9-12)	2.9526	7.7801
2	Ludlow #142 (K-8) 3.6069	Rantoul Twp HSD #193 (9-12)	2.9526	6.5595
3	Paxton-Buckley-Loda CUSD #10 (K-12)			6.2452
4	Prairieview-Ogden #197 (K-8) 3.0604	Rantoul Twp HSD #193 (9-12)	2.9526	6.0130
5	Thomasboro #130 (K-8) 3.0016	Rantoul Twp HSD #193 (9-12)	2.9526	5.9542
6	Urbana SD #116 (K-12)			5.9249
7	Gibson City-Melvin-Sibley #5 (K-12)			5.9050
8	Gifford #188 (K-8) 2.6412	Rantoul Twp HSD #193 (9-12)	2.9526	5.5938
9	Heritage #8 (K-12)			5.3737
10	Prairieview-Ogden #197 (K-8) 3.0604	St. Joseph-Ogden CHSD #305 (9-12)	1.9907	5.0511
11	Fisher CUSD #1 (K-12)			4.9732
12	St. Joseph #169 (K-8) 2.6646	St. Joseph-Ogden CHSD #305 (9-12)	1.9907	4.6553
13	Mahomet-Seymour #3 (K-12)			4.5594
14	Tolono #7 (K-12)			4.3528
15	Champaign Unit 4 (K-12)			4.2704

Mahomet-Seymour School District is the **THIRD LOWEST TAX RATE** where one could live out of the **FIFTEEN** schools districts in all of Champaign.

Expenditure History Last 8 Years



- **Increase in spending in yr. 2008 compared to yr. 2012 was 13% = \$2,790,372**
 - *Increase in spending 2012 compared to 2016 was 2.5% = \$569,679*
- **Accumulated Increased Spending from 2008-2012 was \$7,341,636**
 - *Accumulated Increased Spending from 2012-2016 was \$84,454*

Making Sense of Our District's Dollars and Cents

From the desk of Trent Nuxoll, Chief School Business Official at Mahomet-Seymour



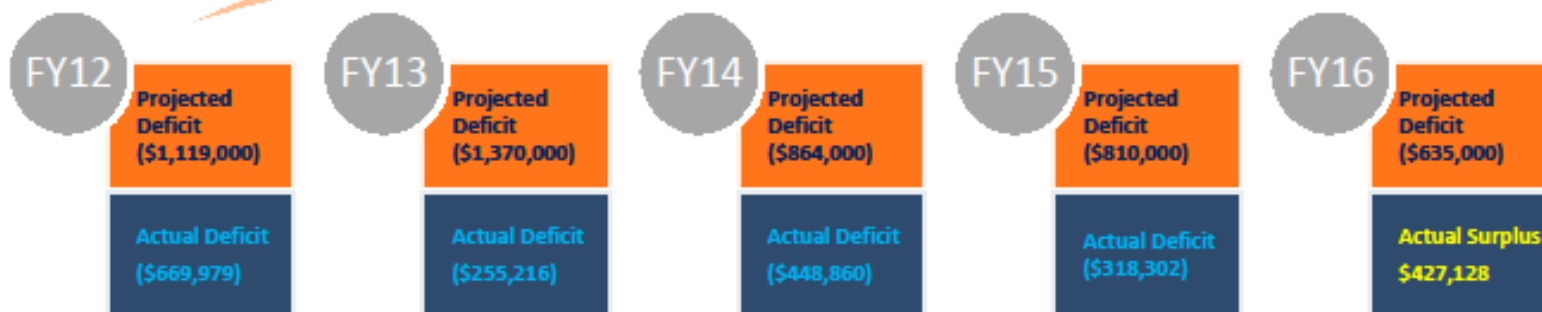
Admin Center
1301 S. Bulldog Dr.
Mahomet, IL 61853
(217) 586-2161
tnuxoll@ms.k12.il.us

In years past, it has been my pleasure to provide the community with MS School District financial information through a newsletter entitled *Making Sense of our District's Dollars and Cents*. Over the next few weeks, I will be releasing new editions to this newsletter. Thanks for reading!

Over the last five years, it has been the goal of our Board of Education and district administration to develop a **sustainable operating budget** that continues to support our District's exemplary performance despite the State of Illinois's funding shortcomings. Since 2012, we gradually became leaner and more efficient in our operations through spending cuts and reviewing all vendor contracts. The figures below illustrate our path to creating a sustainable budget by comparing our projected deficits to the actual deficits in our Operating Funds in each of the fiscal years leading up to 2016. Keep in mind that our average Operating Funds budget totals close to \$23.5 million. Upon the close of fiscal year 2016, we were thrilled to report that we achieved our goal of sustainability as we ended the year with a surplus.

I appreciate your interest in wanting to learn more about the financial make-up of Mahomet-Seymour CUSD #3.

Creating a Sustainable Budget



PHASE II CONSTRUCTION



Middletown Prairie Elementary School – Phase 2

Design Progress Meeting- November 09, 2016

ITTNER

