

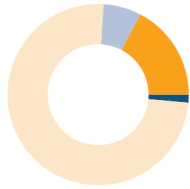


**Eisenhower Middle School -**  
**Liberal USD 480**

2000 N Western, Liberal, KS 67901  
 (620) 604-1400  
 www.usd480.net  
 Principal: **Randi Jones**

District Accreditation Status: **Accredited**  
 ESSA Annual Meaningful Differentiation: **2020 data not available**  
 Grades: **6-8**  
 Superintendent: **Renae Hickert**

**Demographics**



**562 Students**

- African American 1.42%
- Hispanic 74.56%
- Other 6.76%
- White 17.26%

**Academically Prepared for Postsecondary Success**

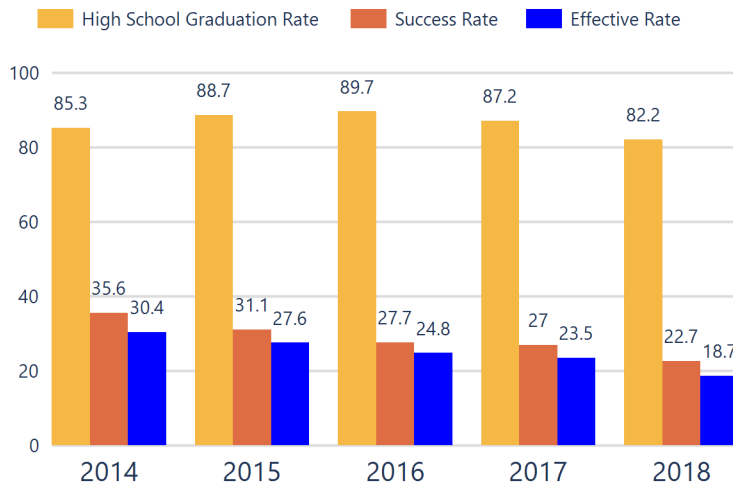
The percentage of students who scored at Levels 3 and 4 on the state assessment.

**Assessment scores are not available for the 2020 school year.**

**District Kansans Can Star Recognition**

	Gold	Silver	Bronze	Copper
Social-Emotional Growth				
Kindergarten Readiness				
Individual Plan of Study				
Academically Prepared for Postsecondary				
Civic Engagement				
High School Graduation				
Postsecondary Success				

**District Postsecondary Effectiveness**



**Kansans CAN lead the world!**  
 Graduation **95%**  
 Effective Rate 70-75%

**Five-Year Graduation Avg**  
**86%**

**Five-Year Success Avg**  
**29%**

**Five-Year Effective Avg**  
**25%**

**95% Confidence Interval for the Predicted Effectiveness Rate**  
**31.9 - 38.0%**

The numerator and denominator in the Five-Year Averages contain total student counts over five years (2014-2018) and are rounded to the nearest whole number.

- Graduation Rate:** The 4-year adjusted cohort graduation rate is the number of students who graduate in four years with a regular high school diploma divided by the number of students who entered high school as 9th graders four years earlier (adjusting for transfers in and out).
- Success Rate:** A student must meet one of the four following outcomes within two years of High School graduation.
  - Student earned an Industry Recognized Certification while in High School.
  - Student earned a Postsecondary Certificate.
  - Student earned a Postsecondary Degree.
  - Student enrolled in Postsecondary in both the first and second year following High School graduation.
- Effective Rate:** The calculated Graduation Rate multiplied by the calculated Success Rate.

**GRADUATION RATE**

The four-year adjusted cohort graduation rate is the percentage of students in a cohort, adjusted for transfers into and out of the school, district, or state, who graduate with a regular high school diploma within four years of entering high school.

**ATTENDANCE RATE**

Rate at which students are present at school, not including excused or unexcused absences.

**CHRONIC ABSENTEEISM**

Percentage of students who miss 10% or more of school days per year either with or without a valid excuse.

**DROPOUT RATE**

The dropout rate is calculated annually and reflects the number of seventh– twelfth grade students who drop out in any one school year. A dropout is any student who exits school between October 1 and September 30 with a dropout EXIT code AND does not re-enroll in school by September 30.

<p><b>N/A</b></p> <p><b>93.4%</b></p> <p><b>17.3%</b></p> <p><b>0.3%</b></p>	<p>State: <b>88.3</b></p> <p>State: <b>94.5</b></p> <p>State: <b>13.9</b></p> <p>State: <b>1.3</b></p>	<p><b>School ESSA Expenditures Per Pupil</b></p> <p>Expenditures reflect those for the normal day-to-day operation of schools as reported by the Local Education Agency. The following expenditures are excluded: capital outlay, school construction and building improvements, equipment and debt services.</p> <p><b>\$11,353</b></p> <p>State: <b>\$12,193</b></p> <p><b>Click here for State Financial Accountability.</b></p>
--	--	---



### School Academic Success

State Assessment scores are displayed by student subgroup over three years time in three subjects: Math, English Language Arts (ELA), and Science. Assessment scores are not available for the 2020 school year.

### Academically Prepared for Postsecondary Success

#### ALL STUDENTS

	2017-18			2018-19			2019-20		
	Math	ELA	Sci	Math	ELA	Sci	Math	ELA	Sci
Level 1	51.71	45.23	58.13	50.61	53.62	61.30	N/A	N/A	N/A
Level 2	32.13	35.03	26.04	37.52	31.15	29.64	N/A	N/A	N/A
Level 3	12.72	17.76	11.62	9.73	13.40	5.52	N/A	N/A	N/A
Level 4	3.42	1.97	4.18	2.12	1.81	3.51	N/A	N/A	N/A

#### FREE AND REDUCED LUNCH STUDENTS

	2017-18			2018-19			2019-20		
	Math	ELA	Sci	Math	ELA	Sci	Math	ELA	Sci
Level 1	59.49	53.24	66.66	57.27	58.87	70.39	N/A	N/A	N/A
Level 2	28.83	32.63	23.12	35.22	29.43	25.00	N/A	N/A	N/A
Level 3	10.52	13.88	8.16	6.81	11.44	3.28	N/A	N/A	N/A
Level 4	1.14	0.23	2.04	0.68	0.23	1.31	N/A	N/A	N/A

#### STUDENTS WITH DISABILITIES

	2017-18			2018-19			2019-20		
	Math	ELA	Sci	Math	ELA	Sci	Math	ELA	Sci
Level 1	90.32	82.25	84.61	82.53	90.32	84.61	N/A	N/A	N/A
Level 2	8.06	12.90	15.38	14.28	6.45	15.38	N/A	N/A	N/A
Level 3	1.61	4.83	0.00	3.17	3.22	0.00	N/A	N/A	N/A
Level 4	0.00	0.00	0.00	0.00	0.00	0.00	N/A	N/A	N/A

#### AFRICAN-AMERICAN STUDENTS

	2017-18			2018-19			2019-20		
	Math	ELA	Sci	Math	ELA	Sci	Math	ELA	Sci
Level 1	N/A	N/A	N/A	36.36	N/A	N/A	N/A	N/A	N/A
Level 2	N/A	N/A	N/A	54.54	N/A	N/A	N/A	N/A	N/A
Level 3	N/A	N/A	N/A	9.09	N/A	N/A	N/A	N/A	N/A
Level 4	N/A	N/A	N/A	0.00	N/A	N/A	N/A	N/A	N/A

#### HISPANIC STUDENTS

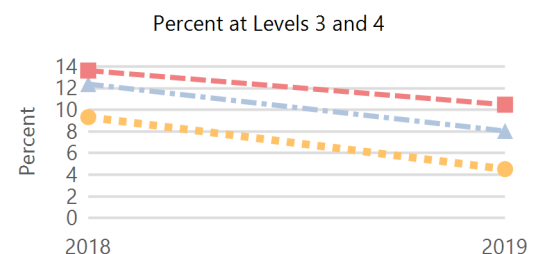
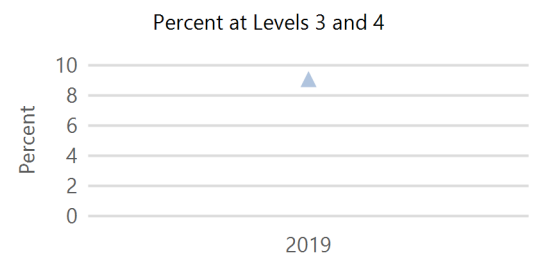
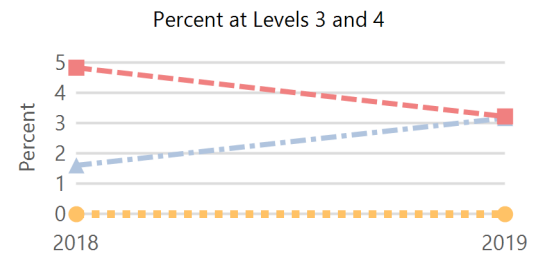
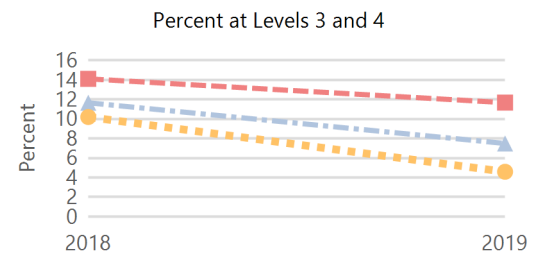
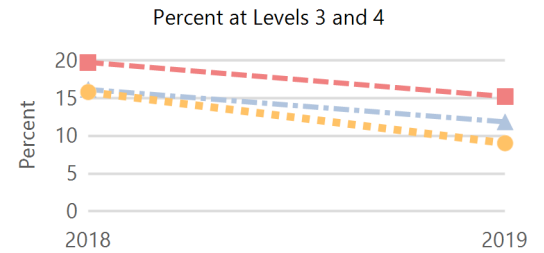
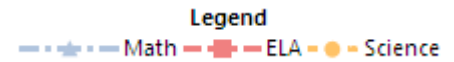
	2017-18			2018-19			2019-20		
	Math	ELA	Sci	Math	ELA	Sci	Math	ELA	Sci
Level 1	58.78	53.40	68.00	56.39	59.26	69.48	N/A	N/A	N/A
Level 2	28.82	32.95	22.66	35.54	30.24	25.97	N/A	N/A	N/A
Level 3	11.26	12.27	7.33	7.58	10.00	3.24	N/A	N/A	N/A
Level 4	1.12	1.36	2.00	0.47	0.48	1.29	N/A	N/A	N/A

N/A: To protect student privacy, when a subgroup has fewer than 10 students, the data are not displayed.

### ACT Performance (2020 School Year)

ACT is a national college admissions exam that includes subject level tests in English, Math, Reading and Science. Students receive scores that range from 1 to 36 on each subject and an overall Composite score. This report provides the average Composite score for the 2020 graduating seniors who took the ACT as sophomores, juniors, or seniors.

Note: Not all eligible students completed an ACT.



Building

State

20.4