

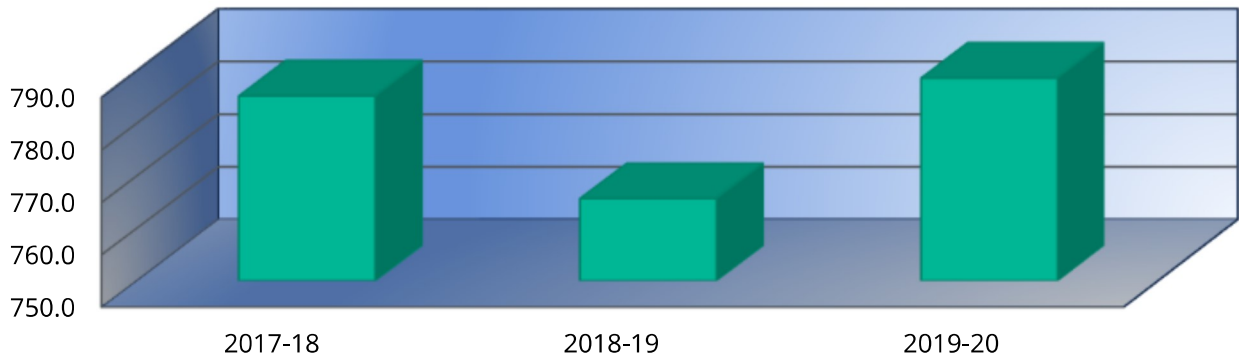
Financial Accountability Report

USD #: D0268
 USD Name: Cheney
 County Name: Sedgwick
 School Year: 2020



Full Time Equivalency (FTE) Enrollment*

	2017-18	2018-19
FTE Enrollment (incl. KAMS)	785.2	765.7
Virtual FTE Enrollment	0.0	0.0
Total FTE Enrollment	785.2	765.7





*Includes the 2/20 count.

General & Supplemental General (06 & 08)

	2017-18	2018-19
*Total Expenditures	\$7,600,354	\$7,768,090
Total Expenditures per Pupil	\$9,680	\$10,145
Local Revenue	\$759,077	\$740,335
State Revenue	\$6,841,277	\$7,027,755
Federal Revenue	\$0	\$0

Total Expenditures

Total Expenditure



Financial Accountability Report

USD #: D0268

USD Name: Cheney

County Name: Sedgwick

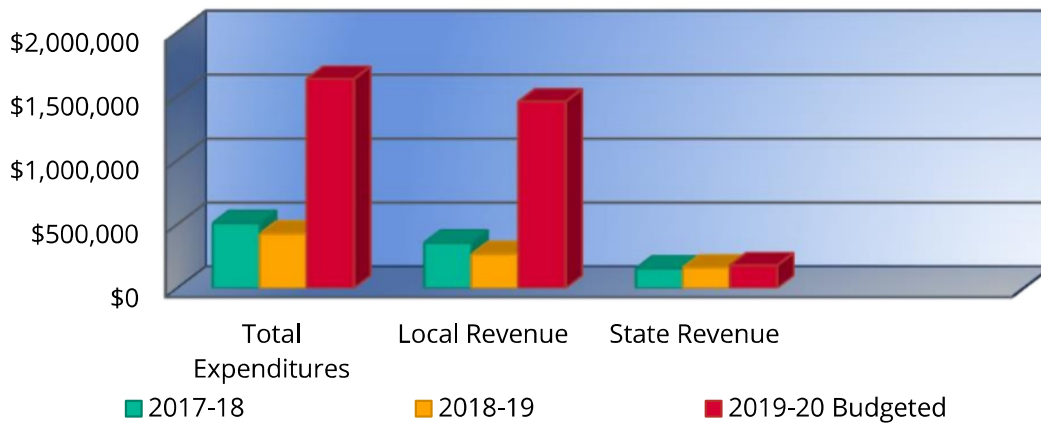
School Year: 2020



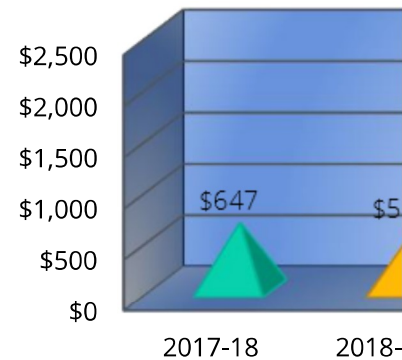
Capital Outlay (16)

	2017-18	2018-19
*Total Expenditures	\$508,256	\$426,368
Total Expenditures per Pupil	\$647	\$557
Local Revenue	\$354,445	\$266,173
State Revenue	\$153,811	\$160,195
Federal Revenue	\$0	\$0

Total Expenditures



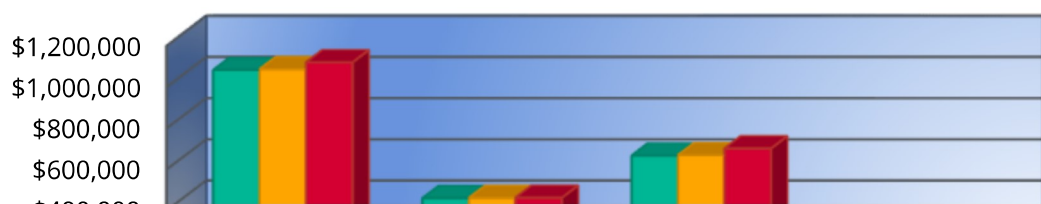
Total Expenditure



Bond & Interest (62 & 63)

	2017-18	2018-19
*Total Expenditures	\$1,039,335	\$1,043,248
Total Expenditures per Pupil	\$1,324	\$1,362
Local Revenue	\$415,734	\$417,239
State Revenue	\$623,601	\$626,009
Federal Revenue	\$0	\$0

Total Expenditures



Total Expenditure



Financial Accountability Report

USD #: D0268

USD Name: Cheney

County Name: Sedgwick

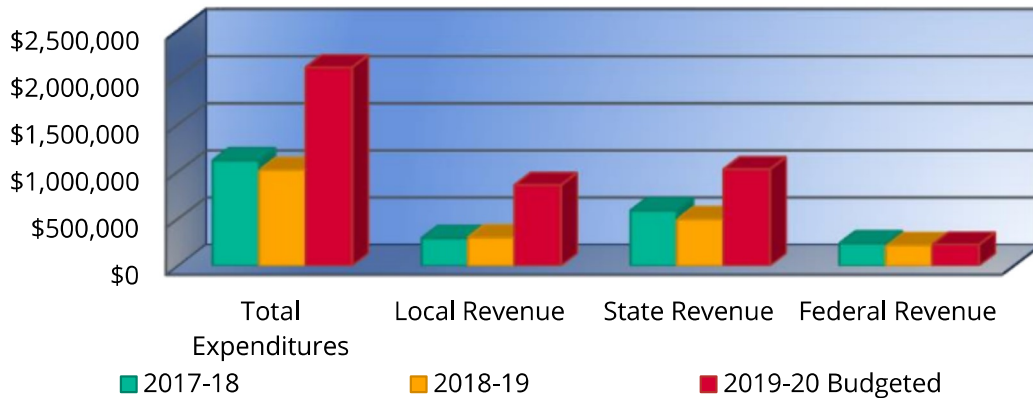
School Year: 2020



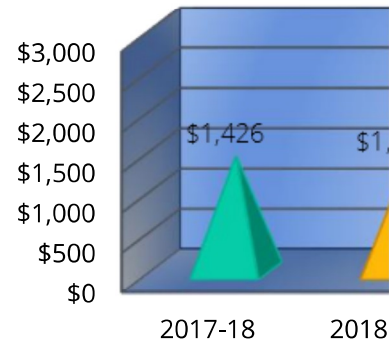
All Other Funds

	2017-18	2018-19
*Total Expenditures	\$1,119,960	\$1,017,473
Total Expenditures per Pupil	\$1,426	\$1,329
Local Revenue	\$294,179	\$301,881
State Revenue	\$587,610	\$495,366
Federal Revenue	\$238,171	\$220,226

Total Expenditures




Total Expenditure



Total of All Funds

	2017-18	2018-19
*Total Expenditures	\$10,267,905	\$10,255,179
Total Expenditures per Pupil	\$13,077	\$13,393
Local Revenue	\$1,823,435	\$1,725,628
State Revenue	\$8,206,299	\$8,309,325
Federal Revenue	\$238,171	\$220,226

Total Expenditures



Total Expenditure



Financial Accountability Report

USD #: D0268

USD Name: Cheney

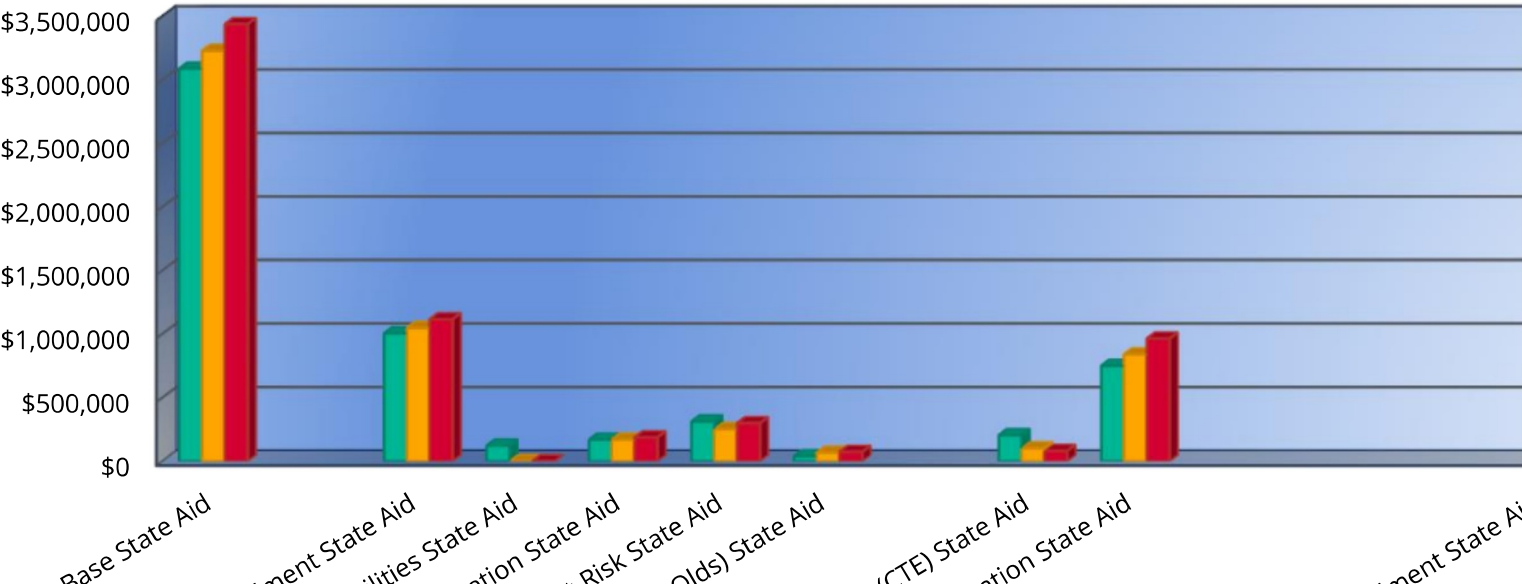
County Name: Sedgwick

School Year: 2020



State Aid

	2017-18	2018-19
Base State Aid	\$3,088,225	\$3,228,708
High Enrollment State Aid	\$0	\$0
Low Enrollment State Aid	\$1,003,503	\$1,045,415
School Facilities State Aid	\$122,584	\$0
Transportation State Aid	\$169,053	\$169,099
K-12 At-Risk State Aid	\$312,067	\$251,983
Preschool-Aged At-Risk (4 Year Olds) State Aid	\$40,060	\$66,640
High Density At-Risk State Aid	\$0	\$0
Career & Technical Education (CTE) State Aid	\$205,508	\$102,043
Special Education State Aid	\$749,726	\$837,753
Bilingual State Aid	\$0	\$0
Ancillary State Aid	\$0	\$0
Cost of Living State Aid	\$0	\$0
Declining Enrollment State Aid	\$0	N/A
Virtual State Aid	\$0	\$0
Extraordinary Need State Aid	\$0	N/A



Financial Accountability Report

USD #: D0268

USD Name: Cheney

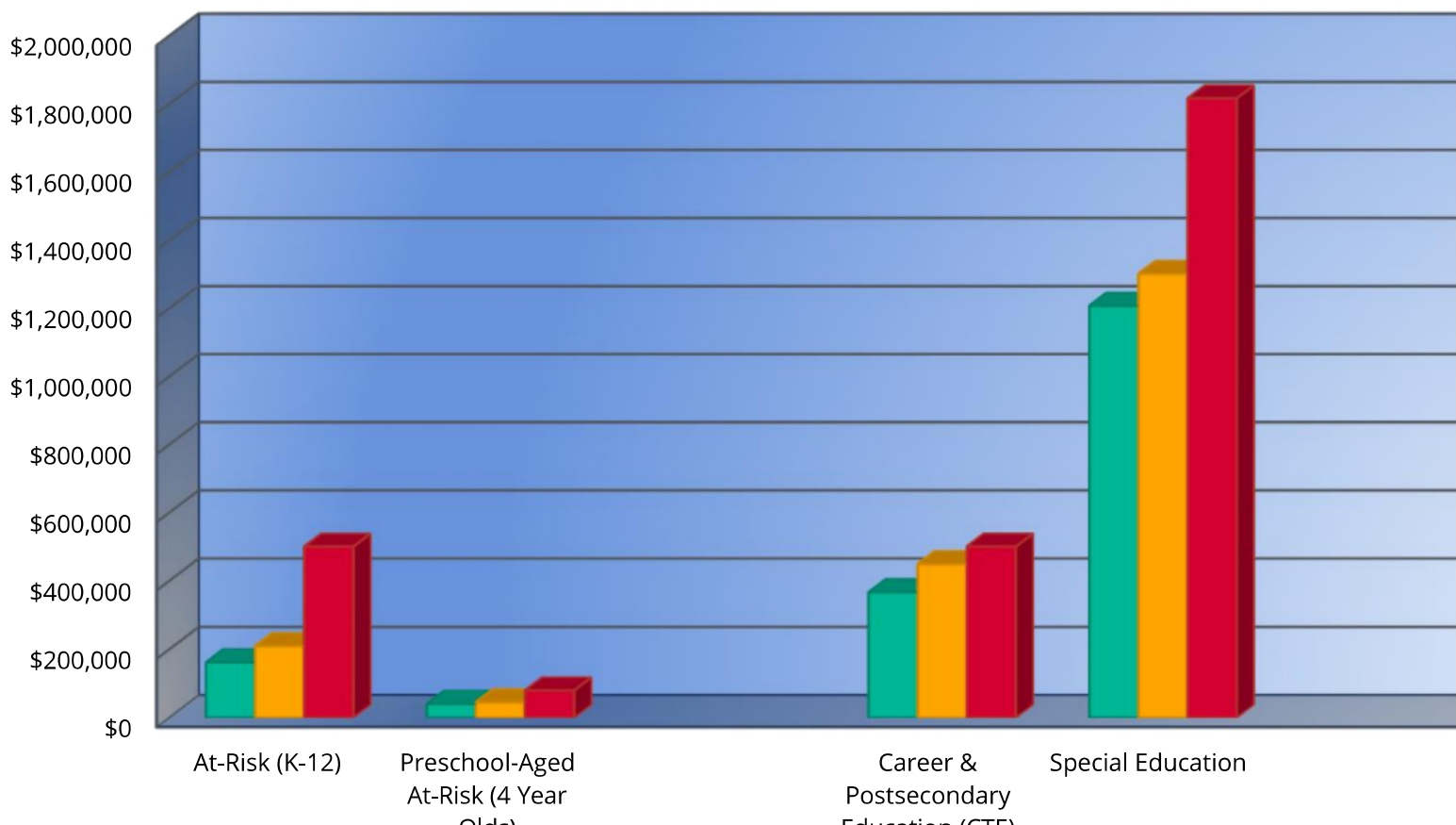
County Name: Sedgwick

School Year: 2020



Total Expenditures of Selected Funds

	2017-18	2018-19
At-Risk (K-12) - 13	\$161,776	\$209,396
Preschool-Aged At-Risk (4 Year Olds) - 11	\$40,534	\$45,311
Bilingual Education - 14	\$0	\$0
Career & Postsecondary Education (CTE) - 34	\$366,704	\$448,685
Special Education - 30	\$1,207,725	\$1,301,391
Virtual Education - 15	\$0	\$0
KPERS Special Retirement Contribution - 51	\$570,509	\$479,035



Financial Accountability Report

USD #: D0268
USD Name: Cheney
County Name: Sedgwick
School Year: 2020



Supplemental General (08) Transfers

	2017-18	2018-19
Adult Education - 10	\$0	\$0
Adult Supplemental Education - 12	\$0	\$0
Bilingual Education - 14	\$0	\$0
Virtual Education - 15	\$0	\$0
Driver Training - 18	\$0	\$0
Extraordinary School Program - 22	\$0	\$0
Food Service - 24	\$0	\$0
Professional Development - 26	\$0	\$4,281
Parent Education Program - 28	\$0	\$0
Summer School - 29	\$0	\$0
Special Education - 30	\$357,746	\$438,500
Career & Postsecondary Education (CTE) - 34	\$195,305	\$200,000
Special Reserve Fund - 47	\$0	\$0
Special Liability Expense Fund - 42	\$0	\$0
Textbook & Student Material Revolving - 55	\$0	\$0
Preschool-Aged At-Risk (4 Year Olds) - 11	\$20,000	\$27,254
At-Risk (K-12) - 13	\$111,050	\$139,300



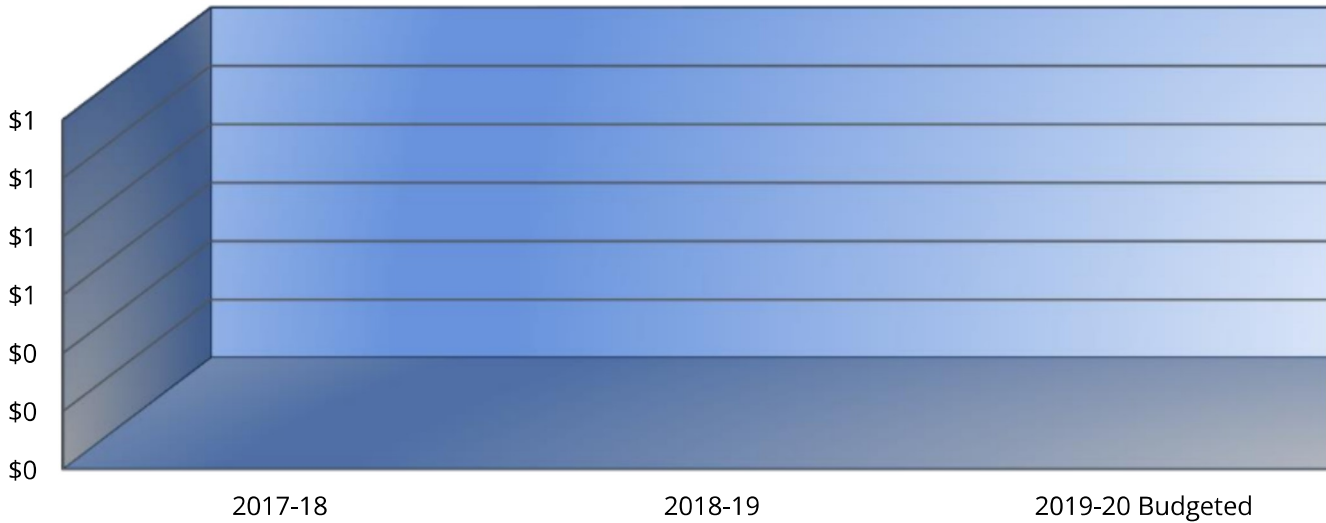
Financial Accountability Report

USD #:	D0268
USD Name:	Cheney
County Name:	Sedgwick
School Year:	2020



Article 6, Section 6 Constitutional Challenge

	2017-18	2018-19
Total Expenditures	\$0	\$0
Aggregate Expenditures from 7/1/2010 to 6/30/2019	\$0	



General Obligation Bonded Indebtedness

	2017-18	2018-19
Outstanding Principal (July 1)	\$14,360,000	\$13,735,000



Financial Accountability Report

USD #: D0268

USD Name: Cheney

County Name: Sedgwick

School Year: 2020



Demographic Headcount¹

	2017-18	2018-19
Headcount	804	786
Males	438	437
Females	366	349
Whites	720	717
African-Americans	4	3
Hispanics	45	41
American Indian or Alaska Natives	7	6
Asians	0	0
Multi-Ethnic	28	19
Free & Reduced Priced Meals	241	204
Students with Disabilities	109	104
English Language Learners	0	0
Migrant*	0	0

