



OREGON
DEPARTMENT OF
EDUCATION

Oregon achieves... together!


OREGON AT-A-GLANCE DISTRICT PROFILE

Crow-Applegate-Lorane SD 66

SUPERINTENDENT: Malcom McRae | 85955 Territorial Rd, Eugene 97402 | 541-935-2100


2018-19

Students We Serve




DEMOGRAPHICS


American Indian/Alaska Native




Asian




Black/African American




Hispanic/Latino



Multiracial



Native Hawaiian/Pacific Islander



White



*

Ever English
Learners



2
Languages
Spoken

17%

Students
with
Disabilities

15%

Mobile
Students

48%

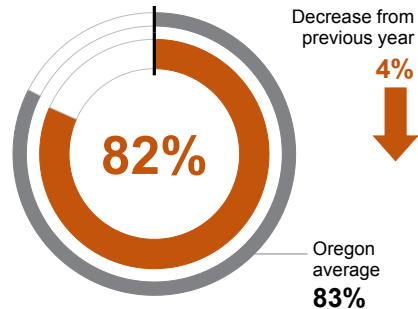
Free/
Reduced
Price Lunch

* <10 students or data unavailable

Start Strong

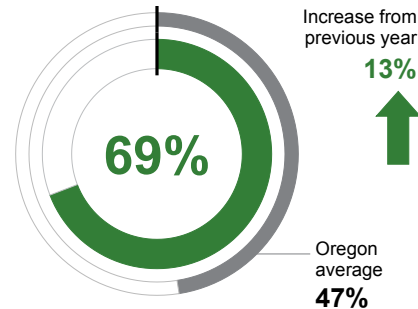
Grades K-2 REGULAR ATTENDERS

Students who attended more than 90% of their enrolled school days.



Grade 3 ENGLISH LANGUAGE ARTS

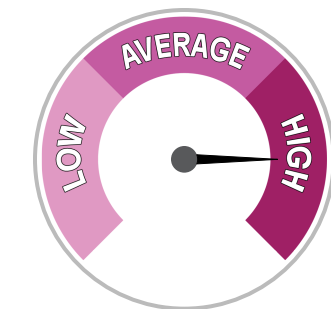
Students meeting state grade-level expectations.



Academic Progress

Grades 3-8 INDIVIDUAL STUDENT PROGRESS

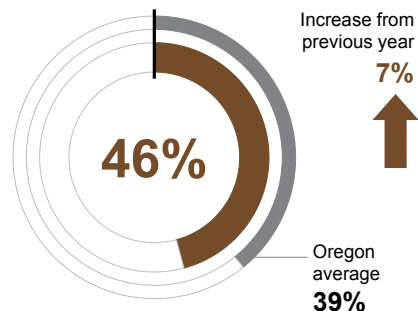
Year-to-year progress in English language arts and mathematics.



High School Success

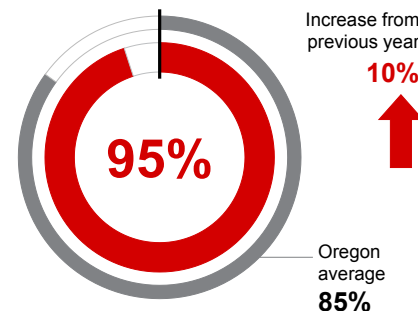
Grade 8 MATHEMATICS

Students meeting state grade-level expectations.



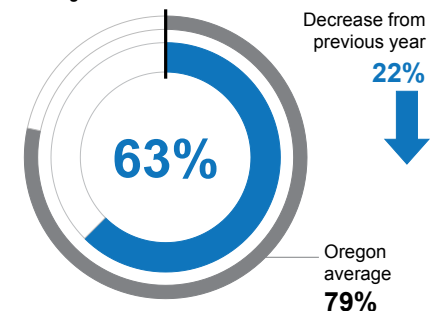
Grade 9 ON-TRACK TO GRADUATE

Students earning one-quarter of graduation credits in their 9th grade year.



Grade 12 ON-TIME GRADUATION

Students earning a diploma within four years. Cohort includes students who were first-time ninth graders in 2014-15.



District Goals

The District embraces Oregon's 40-40-20 goal that by 2025 40% of Oregon adults will hold a bachelor's or advanced degree, 40% will have an associates degree or post-secondary certificate, and the remainder will have graduated high school.

State Goals

The Oregon Department of Education is partnering with school districts and local communities to ensure a 90% on-time, four year graduation rate by 2025. To progress toward this goal, the state will prioritize efforts to improve attendance, provide a well-rounded education, invest in implementing culturally responsive practices, and promote continuous improvement to close opportunity and achievement gaps for historically and currently underserved students.



OREGON
DEPARTMENT OF
EDUCATION

Oregon achieves... together!

OREGON AT-A-GLANCE DISTRICT PROFILE CONTINUED

Crow-Applegate-Lorane SD 66

SUPERINTENDENT: Malcom McRae | 85955 Territorial Rd, Eugene 97402 | 541-935-2100

2018-19

Our Staff (rounded FTE)



2

Administrators



20

Teachers



2

Educational
assistants



0

Counselors



0

Licensed
Librarians



0

Psychologists



86%

% of licensed teachers
with more than 3 years
of experience

Outcomes

Grades K-2 REGULAR ATTENDERS

American Indian/Alaska Native	<10 students or data unavailable
Asian	<10 students or data unavailable
Black/African American	<10 students or data unavailable
Hispanic/Latino	<10 students or data unavailable
Multiracial	<10 students or data unavailable
Native Hawaiian/Pacific Islander	<10 students or data unavailable
White	80%
Free/Reduced Price Lunch	72%
Ever English Learner	<10 students or data unavailable
Students with Disabilities	<10 students or data unavailable
Migrant	<10 students or data unavailable
Talented and Gifted	<10 students or data unavailable
Female	83%
Male	81%
Non-Binary	<10 students or data unavailable

Grade 8 MATHEMATICS

American Indian/Alaska Native	<10 students or data unavailable
Asian	<10 students or data unavailable
Black/African American	<10 students or data unavailable
Hispanic/Latino	<10 students or data unavailable
Multiracial	<10 students or data unavailable
Native Hawaiian/Pacific Islander	<10 students or data unavailable
White	<10 students or data unavailable
Free/Reduced Price Lunch	<10 students or data unavailable
Ever English Learner	<10 students or data unavailable
Students with Disabilities	<10 students or data unavailable
Migrant	<10 students or data unavailable
Talented and Gifted	<10 students or data unavailable
Female	<10 students or data unavailable
Male	<10 students or data unavailable
Non-Binary	<10 students or data unavailable

Grade 3 ENGLISH LANGUAGE ARTS

<10 students or data unavailable
<10 students or data unavailable
<10 students or data unavailable
<10 students or data unavailable
<10 students or data unavailable
<10 students or data unavailable
64%
<10 students or data unavailable
<10 students or data unavailable
<10 students or data unavailable
<10 students or data unavailable
<10 students or data unavailable
<10 students or data unavailable
<10 students or data unavailable
<10 students or data unavailable

Grade 9 ON-TRACK TO GRADUATE

<10 students or data unavailable
<10 students or data unavailable
<10 students or data unavailable
<10 students or data unavailable
<10 students or data unavailable
<10 students or data unavailable
94%
90%
<10 students or data unavailable
<10 students or data unavailable
<10 students or data unavailable
<10 students or data unavailable
<10 students or data unavailable
<10 students or data unavailable
>95%
Coming in 2019-20

Grades 3-8 INDIVIDUAL STUDENT PROGRESS

<10 students or data unavailable	
<10 students or data unavailable	
<10 students or data unavailable	
<10 students or data unavailable	
<10 students or data unavailable	
<10 students or data unavailable	
High	
Average	
<10 students or data unavailable	
Average	
<10 students or data unavailable	
<10 students or data unavailable	
High	
Average	
<10 students or data unavailable	

Grade 12 ON-TIME GRADUATION

0%
<10 students or data unavailable
0%
<10 students or data unavailable
0%
<10 students or data unavailable
77%
57%
Data not available
60%
<10 students or data unavailable
<10 students or data unavailable
78%
43%
Coming in 2019-20