

2nd Grade AMI Packets 2019-2020

School: _____

Day 1:


- _____ Mark 'em Up and Making Words
- _____ Rewrite the sentences with bonus letters
- _____ Glossary, Main Idea & Details
- _____ Crossword & Vocabulary
- _____ Wilson: Foundations Alphabet Order
- Squares
- _____ Math - Place Value

Choose only one of the following enrichment assignments to do per AMI day.

Art: Draw a picture of your snow day with details.


P.E.: Count to 100 while doing jumping jacks, skipping, or running in place

Music: Make up a song about the perfect snow day.

Foundations® Alphabet Order Squares


Have your child lightly color the vowels (**a e i o u**) orange. Keep **this group of squares uncut** to use as the base. Have your child place the cut letters (from below) onto the matching letters on the uncut squares. Make sure your child says the name of the letter as it is placed.

Have your child lightly color the vowels (**a e i o u**) orange. **Then you can cut this group into individual squares.** Keep these letters in a baggie to do this activity again and for other activities.



Name: _____

Date: _____

Making Words



Directions: Write as many real words as you can for the bonus letters.

ff
ff
ff
ff
ff

ll
ll
ll
ll
ll

ss
ss
ss
ss
ss

Choose one word from above and use it in a sentence. Then draw a picture to match your sentence.

Name: _____ Date: _____

Directions: Rewrite each sentence correctly adding bonus letters to words that need them.

1. Bil felt very il after school.

2. Jef made a big mes in the hal.

3. Dan likes to play bal in the gras.

4. Jes put all of her old stuf in a box.

5. Tes had to clean up the bad spil.

Directions: Look at each word. Fill in **ing** or **ink** to form real words.

1. str _____	5. l _____
2. m _____	6. br _____
3. dr _____	7. spr _____
4. sw _____	8. shr _____



Name _____

Glossary

Some books have a list of words called a **glossary** at the back. A **glossary** tells you what words mean. Look at the glossary below. Answer the questions using the glossary.

- **Fall:** a season also known as autumn.
- **Leaf:** one of the usually green, flat parts of a plant or tree that grows from the stem or branch.
- **Pick:** to gather by pulling off or out; pluck.
- **Pumpkin:** a large, round, orange fruit that has a thick inside pulp that can be eaten. Pumpkins grow on vines.

1. A large round fruit is called _____.
2. Another name for the season autumn is _____.
3. What is something you can pick? _____

The words in a **glossary** are in **alphabetical order**. Circle the other things below that have lists in **alphabetical order**.

class roster

book index

story book

comic

telephone book

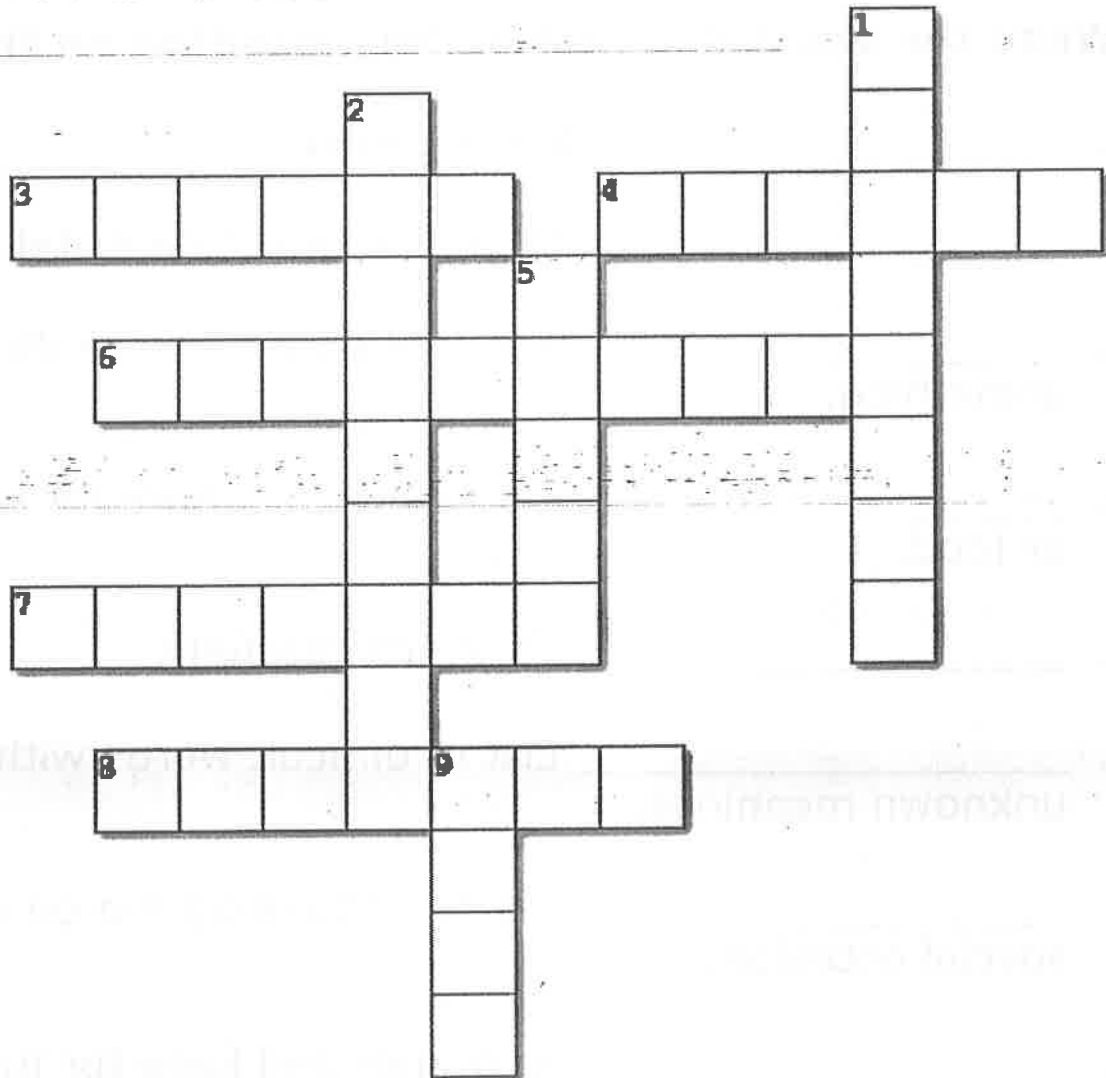
atlas

Name _____

How Do You Know It's Fall Vocabulary

Word Bank:

inform glossary migrate cooler store
ripe celebrate directions. observe



Across

3. To get colder.
4. To give information or tell.
6. Information on how to do something.
7. To move somewhere for warmth or food.
8. To watch carefully.

Down

1. List of difficult words with unknown meanings.
2. To do something fun on a special occasion.
5. To gather and keep for future use.
9. Ready to pick and eat

Name: _____

Place Value

 Directions: Write the value of the underlined digit.

54

50

47

7

83

80

35

89

33

74

25

44

51

37

62

55

42

18

39

16

38

40

89

99

70

28

48

2nd Grade AMI Packets 2019-2020

School:

Day 2:

- _____ Bonus Letters & Glued Sounds
- _____ Mark 'em Up and Making Words
- _____ Write - Signs of fall
- _____ Verbs
- _____ Crossword & Vocabulary
- _____ Place Value

Choose only one of the following enrichment assignments to do per AMI day.

Art: Draw a picture of your snow day with details.

P.E.: Count to 100 while doing jumping jacks, skipping, or running in place

Music: Make up a song about the perfect snow day.

Name: _____ Date: _____

Bonus Letters & Glued Sounds

Directions: Write each word on the line and mark them up. Star the bonus letters and box the glued sounds.

spill	_____	swing	_____
hall	_____	grass	_____
staff	_____	wall	_____
chill	_____	hang	_____
mess	_____	rink	_____
off	_____	bluff	_____
smell	_____	thrill	_____
honk	_____	mall	_____
junk	_____	huff	_____
tank	_____	dress	_____

Write down 4 words that rhyme with **bank**. Mark up each word.

1. _____

3. _____

2. _____


4. _____

Name _____

Write

What are some signs of fall?

Illustrate your writing.



Name _____

Little Yellow Leaf Vocabulary

Word Bank:

soar autumn shimmer
heaps beckoned amber

Write the word that match the definition on the line.

1. _____ To have brownish, yellow color.

2. _____ To shine with wavering light.

3. _____ To gesture somebody to come.

4. _____ To fly with little effort.

5. _____ To tack a lot of something together.

6. _____ Another name for fall; season after summer and before winter.

Name: _____

Place Value

 Directions: Write the digits in the correct place to form a number.

five tens, four ones

54

eight ones, six tens

nine tens, three ones

seven tens, seven ones

five ones, one ten

six ones, three tens

two tens, five ones

four tens, eight ones
