

1st Grade AMI Packets 2019-2020

School: _____

Day 1:

- _____ Short Vowels (2 pages)
- _____ Capitalization and punctuation
- _____ Retell Green Eggs and Ham
- _____ Math

1st grade

Choose only one of the following enrichment assignments to do per AMI day.

Art: Draw a picture of your snow day with details.

P.E.: Count to 100 while doing jumping jacks, skipping, or running in place




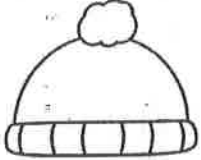




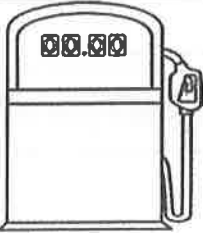


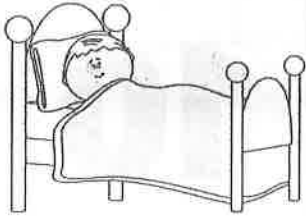

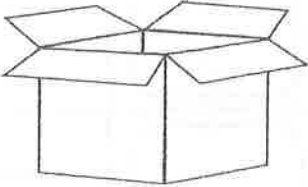
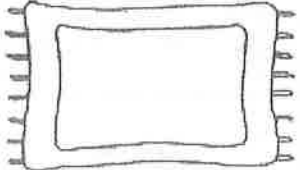
Music: Make up a song about the perfect snow day.

Name: _____

Date: _____

Short Vowel Words

Direction: Look at each picture. Fill in the missing vowel to complete each word.

 b _ _ t	 p _ _ g	 d _ _ g	 h _ _ t
 c _ _ t	 b _ _ s	 c _ _ b	 w _ _ b
 g _ _ s	 f _ _ x	 n _ _ t	 b _ _ d
 m _ _ g	 b _ _ x	10 t _ _ n	 r _ _ g

Name: _____ Date: _____

Capitalization & Punctuation

Directions: Rewrite each sentence using capital letters and correct ending punctuation.

1. the bug was on the rug

2. ted had to fix a rip in his hat

3. the kid ran to the bus

4. hē had a sip of pop

5. the cub was in his den


6. ben had a big quiz

Your turn! Write a sentence using correct capitalization and punctuation.

Assessment 26: Focusing Question Task 5

Name: _____

Directions: Write and illustrate to retell the story *Green Eggs and Ham*.






Assessment 26: Focusing Question Task 5

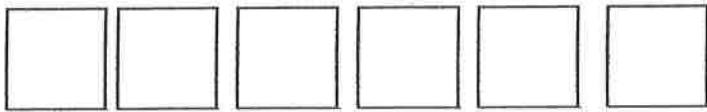
Name: _____

Directions: Write and illustrate to retell the story *Green Eggs and Ham*.

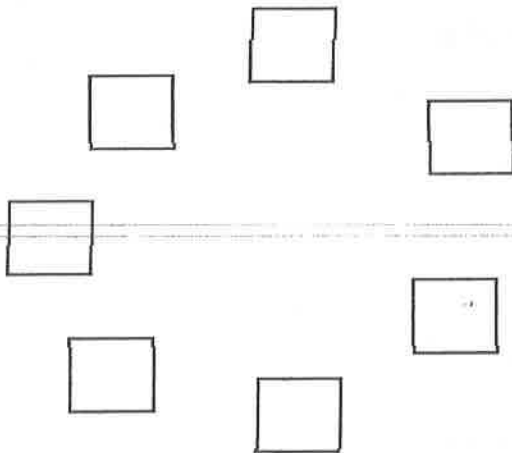


Name _____

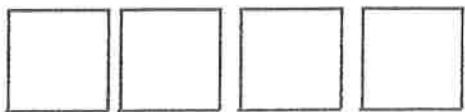
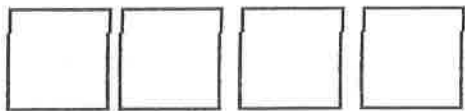
1. Count cubes and write how many there are.



2. Count the cubes. Write how many there are. Then color the 5 group that is hiding, the hidden partners.




3. How many cubes are there in this array?




Name _____


8. How many objects are in this array? Count and write the number.




8a. Show 1 less, write how many you have now:



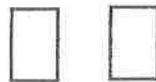
9. Find the hidden numbers in the numbers below by coloring. Write the hidden numbers.



_____ and _____



_____ and _____



_____ and _____

1st Grade AMI Packets 2019-2020

School: _____

Day 2:

_____ Short Vowels (2 pages)

_____ Fill in the missing word

_____ Nouns and Proper Nouns

_____ Math-word problem

- 1st grade

Choose only one of the following enrichment assignments to do per AMI day.

Art: Draw a picture of your snow day with details.

P.E.: Count to 100 while doing jumping jacks, skipping, or running in place

Music: Make up a song about the perfect snow day.







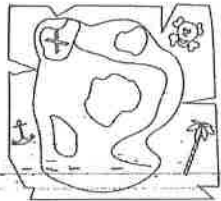



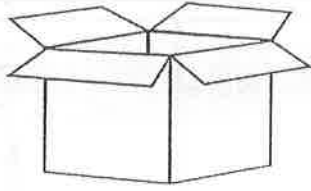



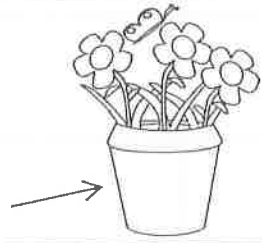

Name: _____

Date: _____

Short Vowel Words

Direction: Say the name of each picture, tap out each letter sound, and write the word on the line.

*Hint: Each word has 3 letters and 3 sounds. They are all short vowel words.

 _____ _____ _____	 _____ _____ _____	 _____ _____ _____	 _____ _____ _____
 _____ _____ _____	 _____ _____ _____	 _____ _____ _____	 _____ _____ _____
 _____ _____ _____	 _____ _____ _____	 _____ _____ _____	 _____ _____ _____
 _____ _____ _____	 _____ _____ _____	 _____ _____ _____	 _____ _____ _____

Name: _____ Date: _____

Fill in the Missing Word

Directions: Read each sentence. Fill in the word that best completes the sentence.

pet	red	nap	hot
den	net	sat	pup


1. Meg got a _____ hat at the shop.
2. The pig _____ in the mud.
3. The fox hid in his _____.
4. The _____ had a bath in the tub.
5. Ben and Tim had a _____ cat.
6. The dog had a _____ on the bed.
7. Ned had a big bug in his _____.
8. The sun is _____.

Name _____


Proper Nouns

Proper nouns are names of specific people and places. Proper nouns begin with a capital letter.


Examples: Ted Sarah Florida



Directions: Color the proper nouns.



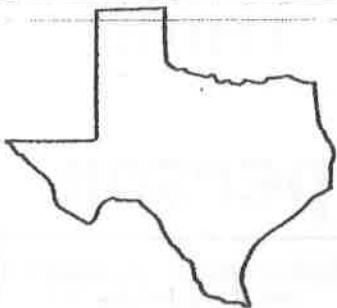
Mamá



tree



Tomás



Texas



Papá



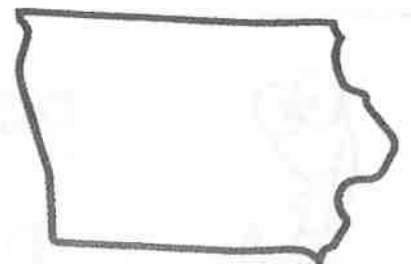
book



car



dog



Iowa

Name _____ Date _____


Jack unwrapped two boxes of puzzles. There are ___ pieces of puzzles in one box and ___ pieces of puzzle in the other box. How many puzzles pieces are there in total?

(12, 10) (24, 35) (46, 26)

Show your thinking.

Equation	Sum
___ + ___ = ___	

1	1	1	1	1
1	1	1	1	1
10	10	10	1	1
10	10	10	10	10

Foundations® Alphabet Order Squares


Have your child lightly color the vowels (**a e i o u**) orange. Keep **this group of squares uncut** to use as the base. Have your child place the cut letters (from below) onto the matching letters on the uncut squares. Make sure your child says the name of the letter as it is placed.

Have your child lightly color the vowels (**a e i o u**) orange. **Then you can cut this group into individual squares.** Keep these letters in a baggie to do this activity again and for other activities.

