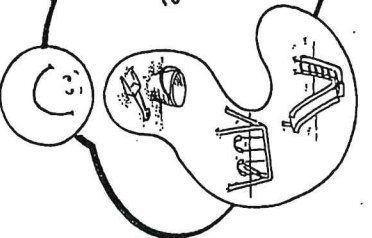


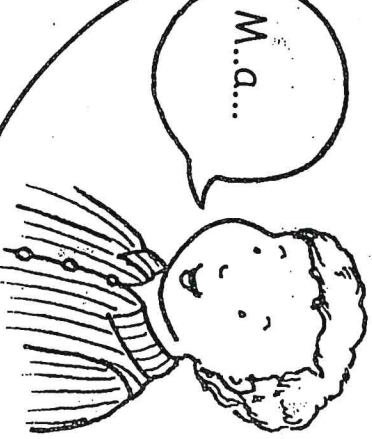
On Track To KINDERGARTEN

Question of the Week:
Where do you like to play on the playground?


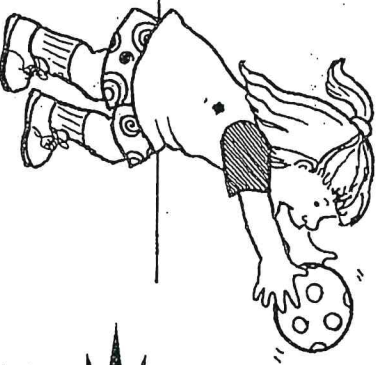


Day 1

Tell 5 people how you spell your first name.

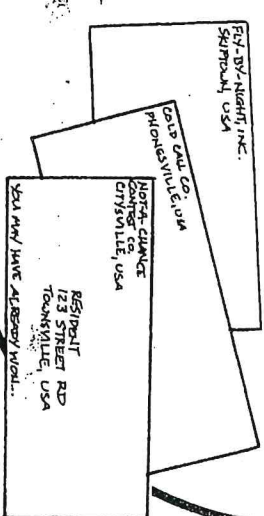


Play CATCH with a grown-up.



Learn and recite JACK AND JILL.

Ask Mom or Dad for some "junk mail." Fold each piece as small as you can.



BONUS GAME

Play WHAT'S WRONG?

Child's Name _____

Parent's Name _____

www.bblocksonline.com

BLOCKSONLINE.COM

WHAT'S WRONG?

Look at the picture and find all the things that are wrong.

JACK AND JILL

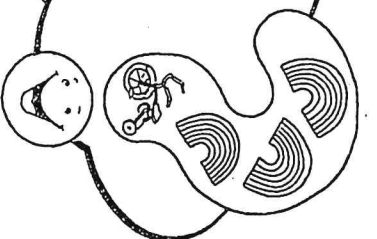
Jack and jill went up the hill
To get a pail of water.

Jack fell down
and broke his crown
And jill came
tumbling after.




On Track To KINDERGARTEN

Question of the Week:
What color bike would you like to have?



Day 2

Tell 3 people your first, middle, and last name.




Play BOUNCE-CATCH with a ball.

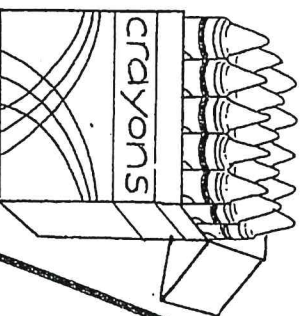


How many times can you catch it?

Have someone read to you.



Draw and color a picture of how you look when you are happy and when you are sad.



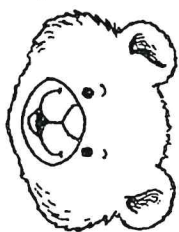
Child's Name

Parent's Name

Building Blocks

www.bblocksonline.com

I am happy.



I am sad.



Mary had a little lamb,
Little lamb, little lamb.
Mary had a little lamb,
Its fleece was white as snow.

It followed her to school one day,
School one day, school one day.
It followed her to school one day
Which was against the rules.

It made the children laugh and play,
Laugh and play, laugh and play.
It made the children laugh and play
To see a lamb at school.

And so the teacher turned it out,
Turned it out, turned it out.
And so the teacher turned it out,
But still it lingered there.

What makes the lamb love Mary so
Mary so, Mary so?
What makes the lamb love Mary so?
The eager children cry.

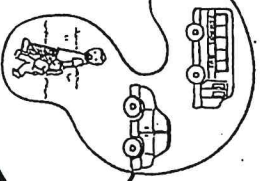
Why Mary loves the lamb you know,
Lamb you know, lamb you know.
Why Mary loves the lamb you know,
The teacher did reply.

MARY HAD A LITTLE LAMB



On Track To KINDERGARTEN


Question of the Week:
How do you get to school
each day? _____



Day 3

 Sing THE WHEELS ON THE BUS. 

Tell 5 people your
teacher's name.




Jump up and
down with
your 2 feet
together.

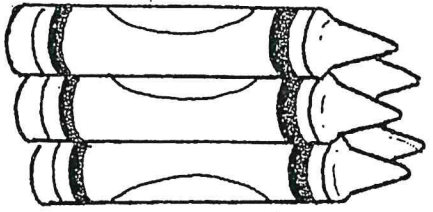


How many
times can
you jump
without
stopping?

Have
someone
read
to you.



Draw and
color a
picture of
yourself.



Child's Name _____

Parent's Name _____

Building Blocks

www.bblocksonline.com

This is me.



THE WHEELS ON THE BUS

The wheels on the bus go round and round, (Roll arms.)
Round and round, round and round.

The wheels on the bus go round and round.
All around the town.

Additional Verses

The children on the bus go up and down...
(Stand up and down.)

The wipers on the bus go swish, swish, swish...
(Wave arms back and forth.)

The door on the bus go open and shut.
(Swing arm open and closed.)

The horn on the bus goes honk, honk, honk.
(Honk with hand.)

The babies on the bus go "waa, waa, waa" ...
(Wipe tears from eyes.)

The parents on the bus
go "shh, shh, shh" ...
(Index finger on mouth.)

