



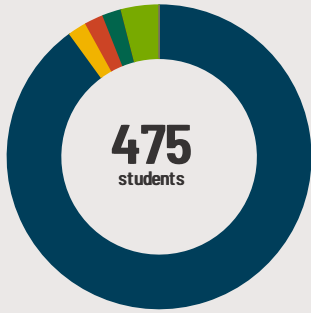
Washington Middle School

1100 N Main St Washington, IL 61571 (309)444-3361

Grades: 5 - 8
District: Washington SD 52

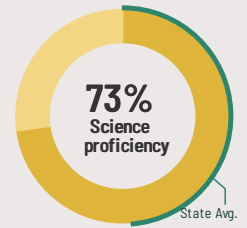

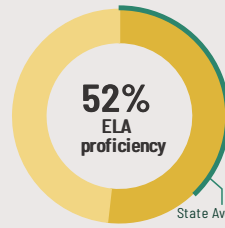
Principal: Mr.Dan Foehrkolb
Superintendent: Mr.Patreak Minasian

Fast Facts



Student Characteristics

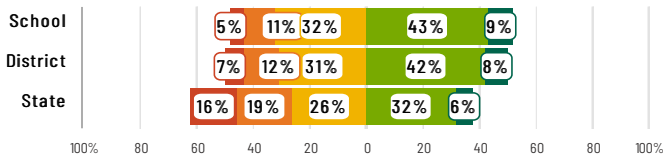
White	90%
Black	2%
Hispanic	2%
Asian	2%
American Indian	0%
Two or More Races	4%
Pacific Islander	0%
Low Income	23%
English Learners	0%
With IEPs	12%
With Disabilities	-
Homeless	0%



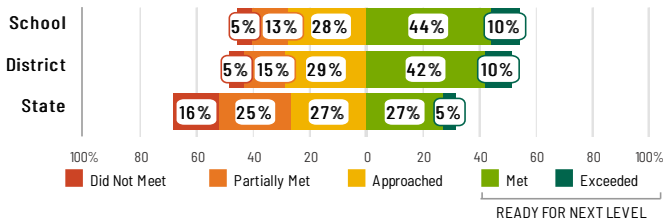
Academic Success

All Illinois students in grades 3-8 take the IAR assessment each year. High school students take the SAT in English Language Arts and Math.

English Language Arts



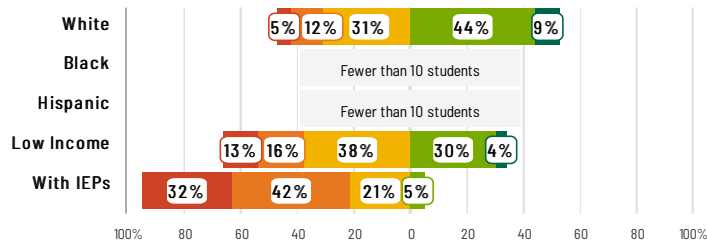
Mathematics



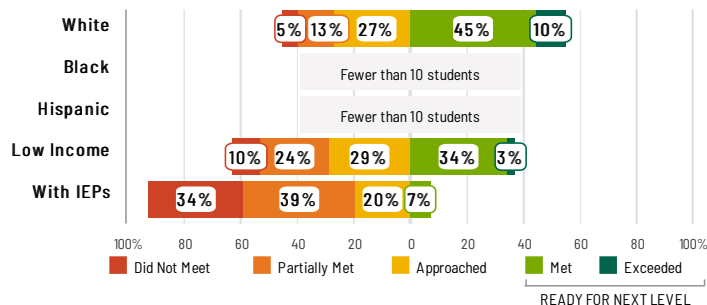
Success by Student Group

This display shows IAR ELA & Math performance levels for each student group. No data is shown for groups with fewer than 10 students.

English Language Arts



Mathematics



School Environment



The **5Essentials Survey** allows students in grades 6-12 and all teachers to share their perspectives on essential conditions for learning. The anonymous survey consists of 5 components.

- Most implementation
- More implementation
- Average implementation
- Less implementation
- Least implementation
- Not Applicable/Low Response

Response Rates

Students	98%
Teachers	95%

Effective Leaders

Do principals and teachers implement a shared vision for success?

Collaborative Teachers

Do teachers collaborate to promote professional growth?

Ambitious Instruction

Are classes challenging and engaging?

Supportive Environment

Is the school safe, demanding, and supportive?

Involved Families

Does the entire staff build strong external relationships?

Student Attendance and Mobility

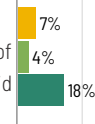
Attendance Rate

Rate at which students are present at school, not including excused or unexcused absences



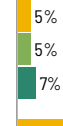
Chronic Absenteeism

Percentage of students who miss 10% or more of school days per year either with or without a valid excuse



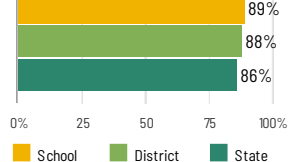
Student Mobility

Percentage of students who transfer in or out of the school during the school year, not including graduates



Teacher Retention

Percentage of full time teachers who return to the same school year to year





Washington Middle School

School Highlights

Academic Courses

WMS offers a variety of services through our Multi-Tiered System of Supports. We offer research-based interventions through our RtI program in both Reading and Math. We also offer advanced courses in math from grades 5-8 as well as an advanced ELA course. Our Mission Statement is "Working Together...Achieving Excellence...Everyday!"

Physical Education, Health and Wellness

We offer excellent courses in Physical Education. We have low class sizes in P.E. and are able to give direct attention to our students. The goal of our P.E. program is to educate and encourage healthy living through an active lifestyle.

Other Programs and Activities

After School Care, Before School Care, Career Education, DARE, Family Nights, Parent Associations, Religious Partnerships, Art Club, Tech Crew, Musical, Marching Band, Jazz Band, Madrigal Choir, Chess Club, Math Club, Scholastic Bowl, Student Council, Yearbook, Spelling Bee, Bridge Building

School Awards

5th Grade Marjorie DuBois Award, 5th Grade Principal's Award, American Legion Award, Board of Education Award, Earl Hietter Math Award, Honor Roll, National Junior Honor Society, Perfect Attendance, Presidential Academic Award, Scholastic Award

Career Development Courses and Programs

Throughout their education at WMS, students are exposed to various career opportunities. We administer interest surveys that allow students to better understand how their interests could lead to career opportunities.

Athletics

WMS has a rich athletic history. We are proud of our programs and have an active Athletic Booster organization. We are a member of the IESA and have teams for most of the competitive sports available.

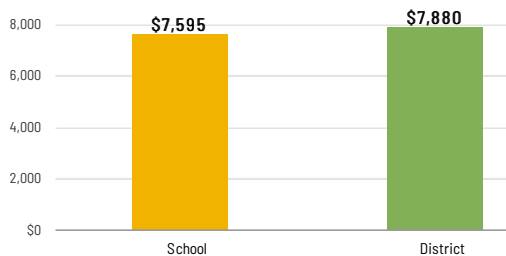
School Personnel Resources

Curriculum Specialist, Paraprofessional, Reading Specialist, School Guidance Counselor, School Nurse, School Psychologist, School Social Worker, Special Education Teacher, Speech Language Pathology Teacher, Technology Specialist

Facilities

School-Level Finance

The Every Student Succeeds Act requires LEAs to report school-level expenditure data, beginning with School Year 18-19 data. LEAs are required to report actual personnel and non-personnel expenditures of both site-specific and district centralized expenditures. Expenditures are shown at the site level and must be disaggregated by source of funds (federal vs. state/local). These data are self-reported and may differ from AFR data.



Educator Measures

This school has had **2 principal(s)** over the past 6 years. In the last three years, an average of **89% of teachers** return to this school each year.

FOR MORE INFORMATION

Visit IllinoisReportCard.com to see additional details about each item of information for this school. There you will find charts spanning multiple years, detailed explanations, resources, more of the school's programs and activities, and powerful tools that let you dig deeper into data.

Most of this data has been collected by ISBE from school districts through data systems. Some information, such as the School Highlights, is entered directly by principals and can be updated throughout the year.