



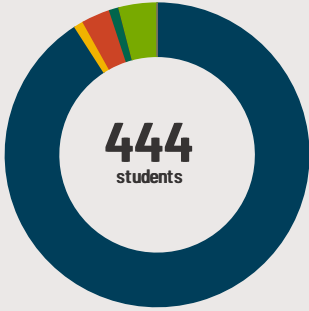
# Lincoln Grade School

303 Jackson St Washington, IL 61571 (309)444-3321

Grades: PK - 4  
District: Washington SD 52

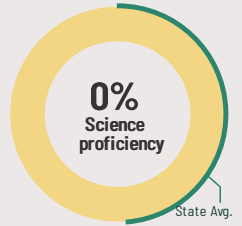

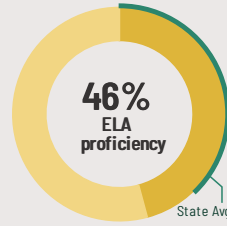
Principal: Mrs.Heather Bowman  
Superintendent: Mr.Patreak Minasian

## Fast Facts



### Student Characteristics

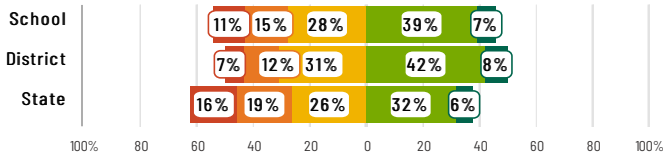
White	90%
Black	1%
Hispanic	3%
Asian	1%
American Indian	0%
Two or More Races	4%
Pacific Islander	0%
Low Income	25%
English Learners	1%
With IEPs	16%
With Disabilities	-
Homeless	1%



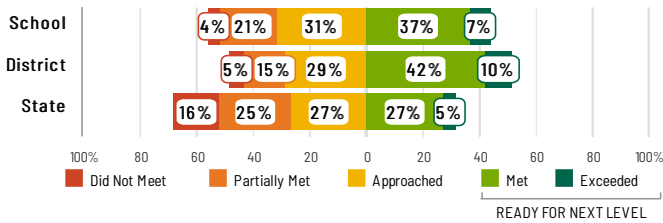
## Academic Success

All Illinois students in grades 3-8 take the IAR assessment each year. High school students take the SAT in English Language Arts and Math.

### English Language Arts



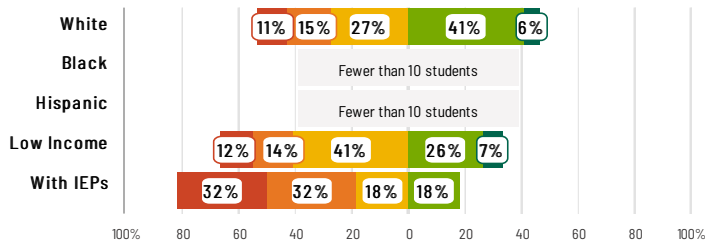
### Mathematics



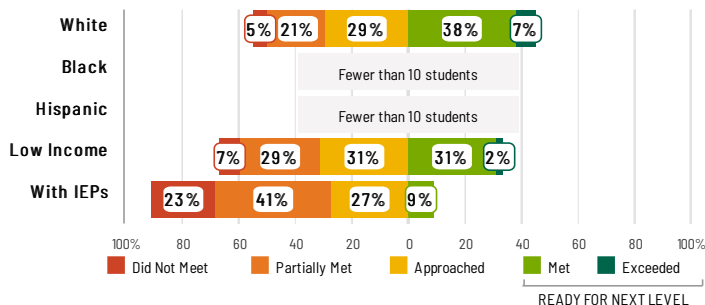
## Success by Student Group

This display shows IAR ELA & Math performance levels for each student group. No data is shown for groups with fewer than 10 students.

### English Language Arts



### Mathematics



## School Environment



The 5Essentials Survey allows students in grades 6-12 and all teachers to share their perspectives on essential conditions for learning. The anonymous survey consists of 5 components.

- Most implementation
- More implementation
- Average implementation
- Less implementation
- Least implementation
- Not Applicable/Low Response

### Response Rates

Students	89%
Teachers	89%

### Average Effective Leaders

Do principals and teachers implement a shared vision for success?

### Average Collaborative Teachers

Do teachers collaborate to promote professional growth?

### More Ambitious Instruction

Are classes challenging and engaging?

### Most Supportive Environment

Is the school safe, demanding, and supportive?

### More Involved Families

Does the entire staff build strong external relationships?

## Student Attendance and Mobility

### Attendance Rate

Rate at which students are present at school, not including excused or unexcused absences



### Chronic Absenteeism

Percentage of students who miss 10% or more of school days per year either with or without a valid excuse



### Student Mobility

Percentage of students who transfer in or out of the school during the school year, not including graduates



### Teacher Retention

Percentage of full time teachers who return to the same school year to year





# Lincoln Grade School

## School Highlights

### Academic Courses

LGS uses a balanced literacy framework for reading and writing instruction. The five areas of reading are integrated into this framework, with direct instruction in specific comprehension strategies. In math, LGS implemented the Everyday Math program which is aligned to the Illinois Learning Standards. Advanced courses in Math begin in Grade 4.

### Physical Education, Health and Wellness

At Lincoln Grade School, we offer physical education everyday to all students in grades K-4. The LGS average PE class ratio is 1:21.

### Other Programs and Activities

LGS has a before and after school program (ECP). We offer Chess Club for students of all ages. Our 3rd and 4th graders have an opportunity to participate in Science Club which has a culminating science fair. Grandparents Day is celebrated each fall. The D52 Parent Teacher Club actively organizes many events throughout the year.

### School Awards

LGS Students are rewarded for various accomplishments throughout the year. We have a Student of the Month celebration. We recognize good attendance, Young Author's Awards, Library Top Hat Awards, and PE Awards.

## Career Development Courses and Programs

### Athletics

### School Personnel Resources

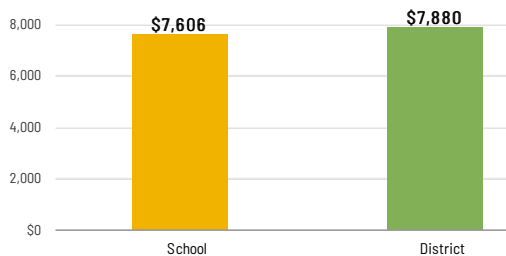
Assistant Director (Special Education), Curriculum Specialist, Early Childhood Program, General Administrator or General Supervi, Librarian/Media Specialist, Paraprofessional, Reading Specialist, Reading Teacher, School Counselor, School Nurse, School Psychologist, School Social Worker, Special Education Teacher, Speech Language Pathology Teacher, Speech/Language Paraprofessional, State-Approved Director of

### Facilities

Art Room, Gymnasium, Library, Music Roon, OT/PT Room, Playground

## School-Level Finance

The Every Student Succeeds Act requires LEAs to report school-level expenditure data, beginning with School Year 18-19 data. LEAs are required to report actual personnel and non-personnel expenditures of both site-specific and district centralized expenditures. Expenditures are shown at the site level and must be disaggregated by source of funds (federal vs. state/local). These data are self-reported and may differ from AFR data.



## Educator Measures

This school has had **2 principal(s)** over the past 6 years. In the last three years, an average of **87% of teachers** return to this school each year.

## FOR MORE INFORMATION

Visit [IllinoisReportCard.com](http://IllinoisReportCard.com) to see additional details about each item of information for this school. There you will find charts spanning multiple years, detailed explanations, resources, more of the school's programs and activities, and powerful tools that let you dig deeper into data.

Most of this data has been collected by ISBE from school districts through data systems. Some information, such as the School Highlights, is entered directly by principals and can be updated throughout the year.