



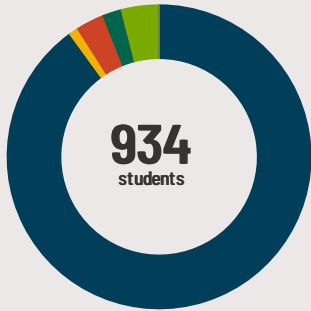
Washington SD 52

303 Jackson St Washington, IL 61571 (309)444-4182

Grades: PK - 8

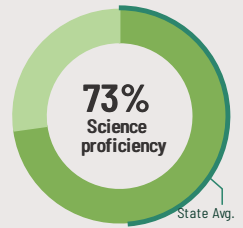

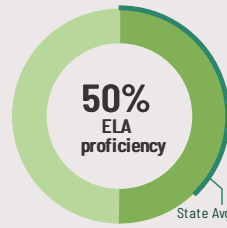
Superintendent: Mr. Patreak Minasian

Fast Facts



Student Characteristics

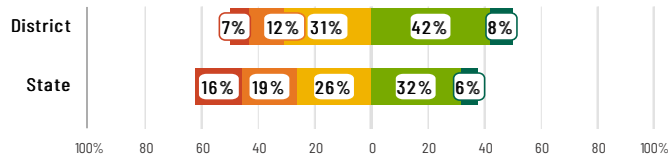
White	90%
Black	1%
Hispanic	3%
Asian	2%
American Indian	0%
Two or More Races	4%
Pacific Islander	0%
Low Income	25%
English Learners	1%
With IEPs	15%
With Disabilities	-
Homeless	1%



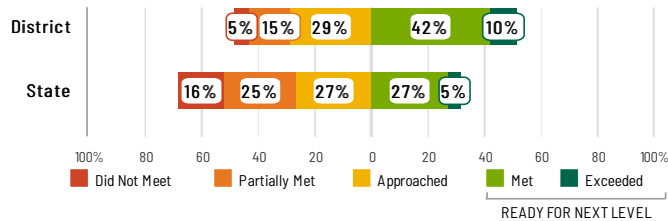
Academic Success

All Illinois students in grades 3-8 take the IAR assessment each year. High school students take the SAT in English Language Arts and Math.

English Language Arts



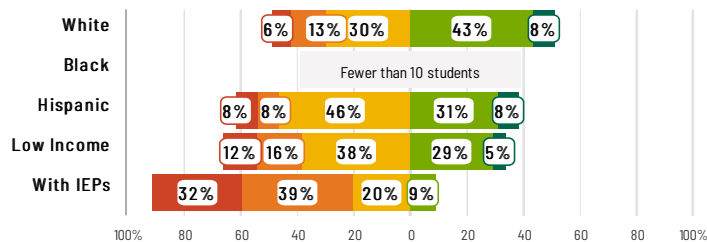
Mathematics



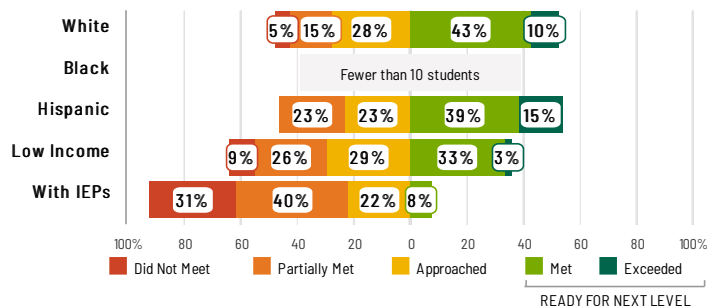
Success by Student Group

This display shows IAR ELA & Math performance levels for each student group. No data is shown for groups with fewer than 10 students.

English Language Arts



Mathematics



District Finance

Instructional Spending per Pupil includes only the activities directly dealing with the teaching of students or the interaction between teachers and students.

	2016	2017	2018
District	\$4,330	\$4,275	\$4,506
State	\$7,853	\$8,024	\$8,172

Operational Spending per Pupil includes all costs for overall operations in this district, including Instructional Spending, but excluding summer school, adult education, capital expenditures, and long-term debt payments.

	2016	2017	2018
District	\$7,425	\$7,044	\$7,178
State	\$12,973	\$13,337	\$13,764

Student Attendance and Mobility

Attendance Rate

Rate at which students are present at school, not including excused or unexcused absences



Chronic Absenteeism

Percentage of students who miss 10% or more of school days per year either with or without a valid excuse



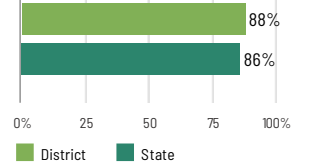
Student Mobility

Percentage of students who transfer in or out of the school during the school year, not including graduates



Teacher Retention

Percentage of full time teachers who return to the same school year to year






Washington SD 52

Schools in District

School Name	Grades	Summative Designation	School Name	Grades	Summative Designation
Washington Middle School	5 - 8	Exemplary	Lincoln Grade School	PK - 4	Commendable

Achievement Gap

Achievement gaps display the differences in academic performance between student groups. The display below shows the gap in readiness for the next level between low income (LI) students and non-low income (non-LI) students on the IAR assessment for both English Language Arts (ELA) and Math.



	IAR ELA		IAR Math	
	District	State	District	State
Non-Low Income	56%	53%	57%	47%
Low Income	34%	23%	36%	17%
Gap	-22	-30	-21	-30

Educator Measures

This district has had an average of **2 principal(s)** at the same school over the past 6 years. District wide in the last three years, an average of **88% of teachers** return to the same school each year.

FOR MORE INFORMATION

Visit IllinoisReportCard.com to see additional details about each item of information for this school. There you will find charts spanning multiple years, detailed explanations, resources, more of the school's programs and activities, and powerful tools that let you dig deeper into data.

Most of this data has been collected by ISBE from school districts through data systems. Some information, such as the School Highlights, is entered directly by principals and can be updated throughout the year.