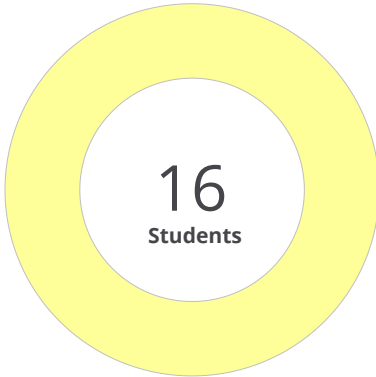


SCHOOL ENROLLMENT



Race/Ethnicity

American Indian/Alaska Native	0.0%
Asian	0.0%
Black/African American	0.0%
Hispanic/Latino	0.0%
Native Hawaiian/Pacific Islander	0.0%
Two or More Races	0.0%
White/Caucasian	100.0%

Additional Services

Economically Disadvantaged	0.0%
English Learners	56.3%
Foster Care	0.0%
Homeless	0.0%
Migrant	0.0%
Military Connected	0.0%
Students with Disabilities	12.5%

Teachers

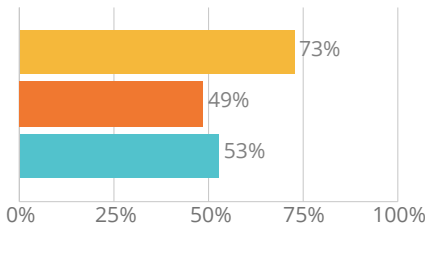
2.00

Administrators

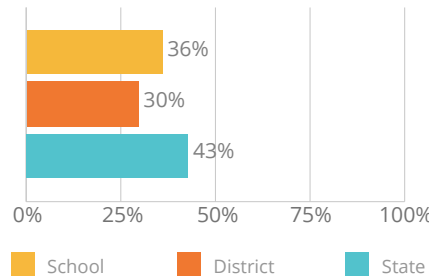
1.00

STUDENT PERFORMANCE

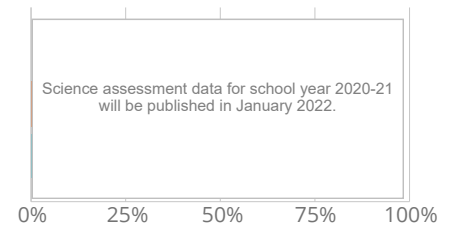
English Language Arts



Mathematics

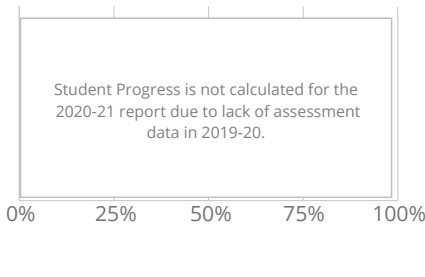


Science

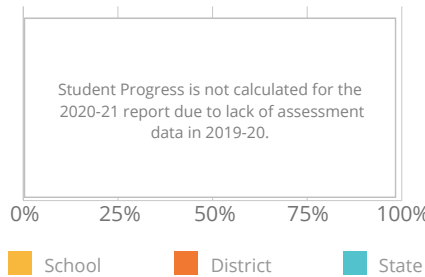


STUDENT PROGRESS

English Language Arts

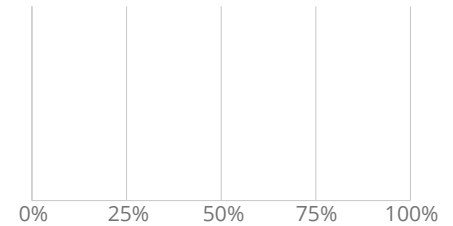


Mathematics



ENGLISH LEARNERS ON TRACK

Access



OVERALL SCORE

Overall district and school scores will not be calculated for the 2020-2021 school year due to COVID-19. All districts and schools will retain their 2018-2019 Targeted and Comprehensive Support designations for the 2021-2022 school year.

Attendance Rate

100%

Chronic Absenteeism Rate

0%