

ALDEN-HEBRON S.D. #19
Hebron, IL 60034-9799
"Strive For Excellence"

BOARD OF EDUCATION MEETING
NOVEMBER 20, 2019 – 7:00 P.M., ELEMENTARY GYM

STRATEGIC PLAN MISSION STATEMENT

Alden-Hebron School District #19, in partnership with our community, will educate and inspire our students to reach their individual potential enabling them to be responsible members of society.

AGENDA

- I. **Call to Order** – Pledge of Allegiance
- II. **Roll Call**
- III. **Correspondence**
- IV. **Communications**

NOTE: "Communications" are a time for community members and district employees to express a point of view, not to debate an issue. There will be a sign-up sheet for the public to identify their name, address, phone number, name of the organization you represent (if any) and a brief description of the topic to be addressed. According to Board Policy 2:230, comments are limited to 5 minutes. If there is an item that you would like discussed, please contact Dr. Debbie Ehlenburg- Interim Superintendent, Tiffany Elswick-Assistant Superintendent, or Mike Norton, Board President, and we will consider the appropriateness of placing the item on an upcoming agenda.

1. Public Comments
 2. Staff Comments
Ms. Erica Schwanke and Ms. Michelle Fay—presentation "Global Citizen Skype"
 3. Board Comments
- V. Consent Agenda**
- *A. Approval of October 16 and October 23, 2019 Regular Meeting minutes
 - *B. Recap of October 2019 Expenditures
 - *C. Treasurer's Report for October 2019
 - *D. Approval of Current Invoices & Payroll
 - *E. Personnel Report
 - *F. Fund Raising Requests:
 - Student Ambassadors—Paper goods drive for Veterans at New Horizons
 - Life Skills—Holiday Cookie Jar Fundraiser for field trips and job outing opportunities
- VI. Business**
- A. ADMINISTRATION**
1. ES Principal/Asst. Supt. Report
Illinois School Report Cards
 2. MS/HS Principal Report
Mr. Hayunga-presentation: College and Career Readiness
 3. Superintendent's Report
Update on Community Engagement Plan
*Approve times and dates for 2020 Board of Education meetings

4. Village Report

B. FINANCE

1. Discussion of 2019 Levy
- *2. Approval of 2019 Levy

C. PHYSICAL STRUCTURES/MAINTENANCE

Building and Grounds Report

D. TRANSPORTATION

Transportation Report

E. TECHNOLOGY

F. CURRICULUM/POLICY

G. SPECIAL EDUCATION

H. ATHLETICS

Mr. Lalor with fall athletic wrap up

I. MUSIC/ARTS

J. DIETARY/FOOD SERVICE

VII. Future Agenda Items

VIII. Communications

1. Public Comments
2. Staff Comments
3. Board Comments

IX. Executive Session

The appointment, employment, compensation, discipline, performance, or dismissal of specific employees; possible litigation.

X. Return to Open Session

*Consideration of any other action deemed necessary as a result of executive session.

XI. Adjournment

*Requires Board Action

NEXT MEETING: **December 4, 2019 - 7:00 P.M.**

ALDEN-HEBRON SCHOOL DISTRICT 19

October, 2019

REVENUE AND EXPENDITURE SUMMARY

REVENUE	<u>Budget</u>	<u>MTD</u>	<u>YTD</u>	<u>BALANCE</u>	<u>% REMAINING</u>
EDUCATION FUND	5,240,885.00	263,236.36	2,101,542.79	3,139,342.21	40.10
BLDS/GRNDS	566,840.00	7,063.38	245,520.52	321,319.48	43.31
DEBT SERVICE FUND	38,800.00	482.78	16,781.30	22,018.70	43.25
TRANSPORTATION	508,728.00	4,733.94	176,691.09	332,036.91	34.73
IMRF/SS FUND	161,310.00	2,130.34	86,479.50	74,830.50	53.61
Capital Projects	10,000.00	0.00	3,179.66	6,820.34	31.80
WORKING CASH	0.00	0.00	0.00	0.00	0.00
TOTAL REVENUE	6,526,563.00	277,646.80	2,630,194.86	3,896,368.14	40.30
EXPENDITURES					
EDUCATION FUND	5,372,896.00	411,568.39	1,447,562.47	3,925,333.53	26.94
BLDS/GRNDS	556,490.00	35,768.19	226,746.47	329,743.53	40.75
DEBT SERVICE FUND	38,765.00	0.00	0.00	38,765.00	0.00
TRANSPORTATION	428,841.00	23,157.65	241,339.89	187,501.11	56.28
IMRF/SS FUND	189,835.00	14,268.60	52,011.07	137,823.93	27.40
WORKING CASH	0.00	0.00	0.00	0.00	0.00
TOTAL EXPENDITURES	6,586,827.00	484,762.83	1,967,659.90	4,619,167.10	29.87
REVENUE-EXPENDITURES	(60,264.00)	(207,116.03)	662,534.96	8,515,535.24	35.06

COST						
EMPLOYER PD						
456 002 EMPLOYEE COST MEDICAL INSURANCE	(47,301)	1,290	-	(1,766)	-	(47,777)
457 FICA PAYABLE/DIST COST	(37)	-	-	-	-	(37)
458 MEDICARE/EMP	(9)	-	-	-	-	(9)
459 PAYROLL DEDUCTIONS PAY	(145)	-	-	54	-	(90)
462 IMRF PEN W/H-TRANS	(56)	(470)	-	(341)	-	(866)
463 WISC TAXES W/H-ED FUND	(167)	(54)	-	-	-	(220)
467 EMPLR/1.8% EARN	(282)	-	-	-	-	(282)
Current Liabilities	(53,994)	848	-	(2,154)	(4,842)	(60,141)
Other Liabilities						
601 BUDGETED EXPENDITURES	5,372,896	556,490	38,765	428,841	189,835	6,586,827
602 LESS: EXPENDITURES TO DATE	(1,447,562)	(226,746)	-	(241,340)	(52,011)	(1,967,660)
Other Liabilities	3,925,334	329,744	38,765	187,501	137,824	4,619,167
Fund Balance						
703 FUND NET CHANGE	(402,186)	89,623	(8,543)	(137,993)	(33,546)	10,949
704 Imprest FUND BALANCE	3,734,212	566,869	146,946	598,878	121,572	46,200
706 BUDGETED FUND BALANCE	(132,011)	10,350	35	79,887	(28,525)	10,000
714 OTHER RESERVD FUND BALANCE	-	-	-	-	216,546	-
730 UNRESERVED FUND BALANCE	7,628	-	-	(11,015)	(227,375)	-
Fund Balance	3,207,642	666,841	138,438	529,757	48,671	46,786
Total Liabilities AND FUND BALANCE	7,078,982	997,433	177,203	715,104	181,653	57,149
						9,254,312

Treasurer's Report

Alden-Hebron District 19

October, 2019

<u>Operations and Maintenance</u>						
	<u>Revenue</u>	<u>Budget</u>	<u>Month to Date</u>	<u>Year to Date</u>	<u>Budget Balance</u>	<u>% of Budget</u>
Local Sources	\$	566,840	\$ 7,063	\$ 245,521	\$ 321,319	43%
State Sources						
Federal Sources						
Transfer In from WC						
Total Revenue	\$	566,840	\$ 7,063	\$ 245,521	\$ 321,319	43%
<u>Expenses</u>						
Salary	\$	174,940	\$ 13,443	\$ 61,307	\$ 113,633	35%
Benefits	\$	51,350	\$ 4,259	\$ 16,490	\$ 34,860	32%
Purchased Services	\$	175,700	\$ 9,536	\$ 110,396	\$ 65,304	63%
Supplies and Mat	\$	129,500	\$ 8,530	\$ 38,553	\$ 90,947	30%
Capital Outlay	\$	10,000	\$ -	\$ -	\$ 10,000	0%
Contingency	\$	15,000	\$ -	\$ -	\$ 15,000	0%
Total Expenses	\$	556,490	\$ 35,768	\$ 226,746	\$ 329,744	41%

**Treasurer's Report
October, 2019**

Alden-Hebron District 19

<u>Debt Service Fund</u>									
	<u>Revenue</u>	<u>Budget</u>	<u>Month to Date</u>	<u>Year to Date</u>	<u>Budget Balance</u>				
Local Sources	\$ 38,800	\$ 38,800	\$ 483	\$ 16,781	\$ 22,019				43%
State Sources									
Federal Sources									
Total Revenue	\$ 38,800	\$ 38,800	\$ 483	\$ 16,781	\$ 22,019				43%
	<u>Expenses</u>								
Dues and Fees	\$ 38,765	\$ 38,765	\$ -	\$ -	\$ -				0%
Total Expenses	\$ 38,765	\$ 38,765	\$ -	\$ -	\$ 38,765				0%

Treasurer's Report

Alden-Hebron District 19

October, 2019

<u>Transportation Fund</u>										
	<u>Revenue</u>	<u>Budget</u>	<u>Month to Date</u>	<u>Year to Date</u>	<u>Budget Balance</u>					
Local Sources	\$ 283,728		\$ 4,734	\$ 124,674	\$ 159,054					44%
State Sources	\$ 225,000		\$ -	\$ 52,017	\$ 172,983					23%
Federal Sources			\$ -	\$ -						
Sales of Assets	\$ -		\$ -							
Total Revenue	\$ 508,728		\$ 4,734	\$ 176,691	\$ 332,037					35%
<u>Expenses</u>										
Salary	\$ 173,000		\$ 15,375	\$ 52,985	\$ 120,015					31%
Benefits	\$ 16,461		\$ 1,247	\$ 4,783	\$ 11,678					29%
Purchased Services	\$ 65,940		\$ 1,203	\$ 37,359	\$ 28,581					57%
Supplies and Mat	\$ 37,000		\$ 5,333	\$ 10,742	\$ 26,258					29%
Capital Outlay	\$ 106,000		\$ -	\$ 105,038	\$ 962					99%
Bus Lease Payments	\$ 30,440		\$ -	\$ 30,433	\$ 7					100%
Total Expenses	\$ 428,841		\$ 23,158	\$ 241,340	\$ 187,501					56%

Treasurer's Report

Alden-Hebron District 19

October, 2019

	<u>Revenue</u>	<u>Budget</u>	<u>Month to Date</u>	<u>Year to Date</u>	<u>Budget Balance</u>				
IMRF/SS Fund									
Local Sources	\$ 161,310	\$ 161,310	\$ 2,130	\$ 86,480	\$ 74,831			51%	
State Sources									
Federal Sources									
Total Revenue	\$ 161,310	\$ 161,310	\$ 2,130	\$ 86,480	\$ 74,831			51%	
	\$ -	-							
	<u>Expenses</u>								
Salary									
Benefits	\$ 189,835	\$ 189,835	\$ 14,269	\$ 52,011	\$ 137,824			27%	
Purchased Services									
Supplies and Mat									
Capital Outlay									
Dues and Fees									
Total Expenses	\$ 189,835	\$ 189,835	\$ 14,269	\$ 52,011	\$ 137,824			27%	

Treasurer's Report
October, 2019 Alden-Hebron District 19

<u>Capital Projects</u>	<u>Revenue</u>	<u>Budget</u>	<u>Month to Date</u>	<u>Year to Date</u>	<u>Budget Balance</u>	
Local Sources	\$ 10,000	\$ 10,000	\$ -	\$ 3,180	\$ 6,820	32%
State Sources	\$ -	\$ -	\$ -	\$ -	\$ -	
Federal Sources	\$ -	\$ -	\$ -	\$ -	\$ -	
Total Revenue	\$0	\$ 10,000	\$ -	\$ 3,180	\$ 6,820	32%
	<u>Expenses</u>					
Salary			\$ -	\$ -	\$ -	
Benefits		\$ -	\$ -	\$ -	\$ -	
Purchased Services		\$ -	\$ -	\$ -	\$ -	
Supplies and Mat		\$ -	\$ -	\$ -	\$ -	
Dues and Fees/Tuition		\$ -	\$ -	\$ -	\$ -	
Total Expenses		\$ -	\$ -	\$ -	\$ -	T

Treasurer's Report
October, 2019

Alden-Hebron District 19

Working Cash Fund	Revenue		Budget		Month to Date		Year to Date		Budget Balance	
Local Sources		\$ -		\$ -		\$ -		\$ -		\$ -
State Sources		\$ -		\$ -		\$ -		\$ -		\$ -
Federal Sources		\$ -		\$ -		\$ -		\$ -		\$ -
Total Revenue		\$ -		\$ -		\$ -		\$ -		\$ -
<u>Expenses</u>										
Salary		\$ -		\$ -		\$ -		\$ -		\$ -
Benefits		\$ -		\$ -		\$ -		\$ -		\$ -
Purchased Services		\$ -		\$ -		\$ -		\$ -		\$ -
Supplies and Mat		\$ -		\$ -		\$ -		\$ -		\$ -
Capital Outlay		\$ -		\$ -		\$ -		\$ -		\$ -
Dues and Fees/Tuition		\$ -		\$ -		\$ -		\$ -		\$ -
Total Expenses		\$ -		\$ -		\$ -		\$ -		\$ -

PAYROLL AND LIABILITIES 10/11/2019 \$ 235,003.02
 ERC-ACCOUNTS PAYABLE ON 10/11/2019 \$ 34,597.43
 PAYROLL AND LIABILITIES 10/24/2019 \$ 255,667.95
 ERC-ACCOUNT PAYABLE ON 10/24/2019 \$ 66,661.77
 OCTOBER 2019 P-CARD AND ACCOUNT PAYABLES 11/2019 \$ 107,125.71

TOTAL \$ 699,055.88

OCTOBER 2019 PAYROLL AND NOVEMBER 2019 PAYABLES EXPENDITURE BREAKDOWN

	<u>INVOICES</u>	<u>PAYROLLS</u>	<u>TOTALS</u>
FUND 10	163525.97	\$412,184.11	\$ 575,710.08
FUND 20	39076.21	\$27,545.06	\$ 66,621.27
FUND 30			\$ -
FUND 40	5782.73	\$21,910.94	\$ 27,693.67
FUND 50		\$29,030.86	\$ 29,030.86
FUND 60			\$ -
FUND 70			\$ -
TOTAL			\$ 699,055.88

INVOICES ISSUED THROUGH NOVEMBER 14, 2019 AND
 PAYROLL ISSUED THROUGH OCTOBER 24, 2019 TOTALING:
 APPROVED ON NOVEMBER 20, 2019. \$699,055.88

PRESIDENT

SECRETARY

Alden-Hebron Schools Dist 19
 11/14/2019 01:40 PM
 Vendor Name

Board Report - Detail after checks are printed
 Posted - All; Batch Description ERC OCT 11 2019 CHECKS; Processing Month 10/2019

Page: 1
 User ID: MRA

Account Number	Detail Description	Amount
Checking Account ID 1	Fund Number 10 EDUCATION FUND	
ARTHUR J. GALLAGHER & CO.	138.00	
10 2310 380 900	BONDS/TREAS & OTHER-BOARD - RENEWAL	138.00
Vendor Name ARTHUR J. GALLAGHER & CO.		<u>138.00</u>
AT & T	43.82	
10 1120 340 200	TELEPHONE - MS - E911	10.52
10 1120 340 100	TELEPHONE - ES - E911	22.57
10 1120 340 300	TELEPHONE - HS - E911	10.73
Vendor Name AT & T		<u>43.82</u>
DASH J CONSULTING LLC	3,808.00	
10 2310 341 900	COMMUNITY ENGAGEMENT PROCESS - FEE	3,750.00
10 2310 341 900	COMMUNITY ENGAGEMENT PROCESS - MILEAGE	58.00
Vendor Name DASH J CONSULTING LLC		<u>3,808.00</u>
FLAG - FOUNDATION FOR LIBERTY AND AMERICAN GREATNESS	200.00	
10 2210 300 000 96	TITLE IIA Workshops - BRADLEY	200.00
Vendor Name FLAG - FOUNDATION FOR LIBERTY AND AMERICAN GREATNESS		<u>200.00</u>
FONTANA, LAUREN	127.00	
10 2210 300 000 10	BIRTH TO 3 TRAINING WORKSHOPS	127.00
Vendor Name FONTANA, LAUREN		<u>127.00</u>
FRONTIER	774.31	
10 1120 340 100	TELEPHONE - ES - 815-648-2442	398.77
10 1120 340 200	TELEPHONE - MS - 815-648-2442	185.83
10 1120 340 300	TELEPHONE - HS - 815-648-2442	189.71
Vendor Name FRONTIER		<u>774.31</u>
INDEPENDENCE HEALTH & THERAPY	181.77	
10 4120 314 000 46	IDEA OT/PT PRE SCHOOL - 2 HRS/MILEAGE	90.89
10 4120 314 000 49	IDEA OT/PT - 2 HRS/MILEAGE	90.88
Vendor Name INDEPENDENCE HEALTH & THERAPY		<u>181.77</u>
KLEIN, THORPE AND JENKINS, LTD.	132.50	
10 2310 310 900	LEGAL EXP - BOARD	132.50
Vendor Name KLEIN, THORPE AND JENKINS, LTD.		<u>132.50</u>
LANTER DISTRIBUTING LLC	161.62	
10 2560 410 900	FOOD SUPPLIES-LUNCH PROG	161.62
Vendor Name LANTER DISTRIBUTING LLC		<u>161.62</u>
MEDIACOM LLC	1,100.00	
10 1120 340 100	TELEPHONE - ES - INTERNET	566.50
10 1120 340 200	TELEPHONE - MS- INTERNET	264.00
10 1120 340 300	TELEPHONE - HS- INTERNET	269.50
Vendor Name MEDIACOM LLC		<u>1,100.00</u>
SEAL OF ILLINOIS	10,039.24	

11/14/2019 01:40 PM

Posted - All; Batch Description ERC OCT 11 2019 CHECKS; Processing Month 10/2019

User ID: MRA

Vendor Name	Account Number	Detail Description	Amount
	10 1912 600	ALEJANDRO MERCADO SEPT 20 DAYS @ \$228.41	4,568.20
	10 1912 600	KIARA JOHNSON SEPT 20 DAYS @ \$228.41	4,568.20
	10 1912 600	MORIAH WILLIAMS SEPT 4 DAYS @ \$228.41	913.64
	10 1912 600	-27 BILLABLE DAYS AUG RATE CHANGE .40	(10.80)
Vendor Name	SEAL OF ILLINOIS		<u>10,039.24</u>
	10 2150 310 900	SPEECH THERAPY PROFESSIONAL SERVICES	3,900.00
Vendor Name	SELF TALK THERAPY SERVICES, INC.		3,900.00
	10 2150 310 900	SPEECH THERAPY PROFESSIONAL SERVICES	6,890.00
Vendor Name	SELF TALK THERAPY SERVICES, INC.		<u>10,790.00</u>
	10 2310 410 900	403(b) AND/OR 457(b) ADMINISTRATION	50.00
Vendor Name	TSA CONSULTING GROUP		<u>50.00</u>
	10 3000 390 000 10	PI BIRTH TO 3 - GROUP CONNECTS	16.40
Vendor Name	WAL-MART COMMUNITY/RFCSELLC		<u>16.40</u>
	10 1120 323 200	Xerox Contract District	1,249.37
	10 1120 323 200	SUPPLIES AND FREIGHT	23.00
Vendor Name	XEROX FINANCIAL SERVICES LLC		<u>1,272.37</u>
Fund Number	10		<u>28,835.03</u>
Checking Account ID	1	Fund Number	20
			BLDS/GRNDS
	MECHANICAL INC. - FREEPORT		842.29
	20 2540 300 901	MAINT PURCHASED SVCS- UNIT MAKING NOISE	842.29
	MECHANICAL INC. - FREEPORT		781.22
	20 2540 300 901	MAINT PURCHASED SERVICES- CLASS A/C DOWN	781.22
	MECHANICAL INC. - FREEPORT		485.00
	20 2540 300 901	MAINT PURCHASED SERVICES- CLASS A/C DOWN	485.00
Vendor Name	MECHANICAL INC. - FREEPORT		<u>2,108.51</u>
Fund Number	20		<u>2,108.51</u>
Checking Account ID	1	Fund Number	40
			TRANSPORTATION
	HARVARD CHEVROLET		392.09
	40 2550 320 900	MAINT/REPAIRS - BLUE VAN/2010 DODGE 2	348.66
	40 2550 320 900	MAINT/REPAIRS - WHITE FORD VAN	43.43
Vendor Name	HARVARD CHEVROLET		<u>392.09</u>
	40 2550 410 900	REGULAR BUS SUPPLIES - R102013100:01	2,963.80
	40 2550 410 900	REGULAR BUS SUPPLIES -	28.98

Vendor Name	Amount
Account Number	Amount
	X101049571:01
40 2550 410 900	REGULAR BUS SUPPLIES - X101049571:02 49.02
Vendor Name	
MIDWEST TRANSIT EQUIPMENT	3,041.80
PAHCS II/NORTHWESTERN MED OCC HEALTH	220.00
40 2550 310 900	NIDA 5PANEL DRUG SCREEN - ERCKFRITZ 50.00
40 2550 310 900	ANNUAL EXAM - ERCKFRITZ 60.00
40 2550 310 900	NIDA 5PANEL DRUG SCREEN - SACHS 50.00
40 2550 310 900	ANNUAL EXAM - SACHS 60.00
Vendor Name	
PAHCS II/NORTHWESTERN MED OCC HEALTH	220.00
Fund Number	
40	3,653.89
Checking Account ID	
1	34,597.43

Vendor Name	Account Number	Detail Description	Amount
	Checking Account ID 1	Fund Number 10	EDUCATION FUND
	BECK FARMS EXCAVATING & CONCRETE		165.00
	10 3000 410 000 10	PI BIRTH TO 3 - MATERIALS/SUPPLIES	165.00
Vendor Name	BECK FARMS EXCAVATING & CONCRETE		<u>165.00</u>
	BENEFIT ADVANTAGE		19.00
	10 2310 410 900	DCA/MED - 1	4.75
	10 2310 410 900	MED - 3	14.25
Vendor Name	BENEFIT ADVANTAGE		<u>19.00</u>
	BLICK		1,033.27
	10 1130 414 300	SUPPLIES, ART - PO#2538	1,033.27
Vendor Name	BLICK		<u>1,033.27</u>
	CARD SERVICE CENTER		154.20
	10 2310 325 900	POSTAGE - STAMPED ENVELOPES	154.20
Vendor Name	CARD SERVICE CENTER		<u>154.20</u>
	ESKRIDGE, GRACE		144.87
	10 3000 400 900	AFTER SCHOOL SUPPLIES - MANIPULATIVES	64.75
	10 3000 400 900	AFTER SCHOOL SUPPLIES - CRAFTS/MOVIE FEE	80.12
Vendor Name	ESKRIDGE, GRACE		<u>144.87</u>
	GREAT AMERICA FINANCIAL SVCS.		1,127.50
	10 1120 323 200	Xerox Contract District	1,127.50
Vendor Name	GREAT AMERICA FINANCIAL SVCS.		<u>1,127.50</u>
	IASB		400.00
	10 2310 319 900	OTHER/PROF-TECH/BOAR- FS STARTING RIGHT	400.00
Vendor Name	IASB		<u>400.00</u>
	LeadingIT SOLUTIONS		3,673.00
	10 2220 310 000	PROFESSIONAL & TECHNICAL SERVICES DISTR	3,673.00
Vendor Name	LeadingIT SOLUTIONS		<u>3,673.00</u>
	LITTLE CITY FOUNDATION		9,301.86
	10 1912 600	CHILDBRIDGE TUITION RATE INCREASE 8/14	756.99
	10 1912 600	CHILDBRIDGE TUITION KEITH WILLIAMS	8,544.87
Vendor Name	LITTLE CITY FOUNDATION		<u>9,301.86</u>
	NEURO RESTORATIVE		8,310.03
	10 1912 600	SEPT 19 DAYS @ \$437.37 - MORIAH WILLIAMS	8,310.03
Vendor Name	NEURO RESTORATIVE		<u>8,310.03</u>
	SAM'S CLUB		184.77
	10 2560 410 900	FOOD SUPPLIES-LUNCH PROG	184.77
Vendor Name	SAM'S CLUB		<u>184.77</u>

Vendor Name	Amount		Amount
Account Number	Detail Description		Amount
SCHOOL SPECIALTY		115.83	
10 1130 414 300	SUPPLIES, ART - PO #2537		115.83
Vendor Name	SCHOOL SPECIALTY		115.83
SEAL OF ILLINOIS		6,177.87	
10 1912 600	ALEJANDRO MERCADO AUG 9 DAYS @ \$228.81		2,059.29
10 1912 600	KIARA JOHNSON AUG 9 DAYS @ \$228.81		2,059.29
10 1912 600	MORIAH WILLIAMS AUG 9 DAYS @ \$228.81		2,059.29
Vendor Name	SEAL OF ILLINOIS		6,177.87
WAL-MART COMMUNITY/RFCSELLC		112.20	
10 3000 390 000 10	PI BIRTH TO 3 - GROUP CONNECTS		112.20
Vendor Name	WAL-MART COMMUNITY/RFCSELLC		112.20
WOODSTOCK COMM. UNIT SCHOOL DIST #200		30,117.61	
10 4220 600 900	TUITION S. BOHN - 26 DAYS @ \$224.14		5,827.64
10 4220 600 900	TUITION P. ELSWICK - 32 DAYS @ \$206.90		6,620.80
10 4220 600 900	TUITION S. MATHIEU - 15 DAYS @ \$206.90		3,103.50
10 4220 600 900	TUITION C. WAITE - 31 DAYS @ \$206.90		6,413.90
10 4220 600 900	TUITION J. WAITE - 32 DAYS @ \$224.14		7,172.48
10 4220 600 900	TUTOR J. WAITE		775.71
10 4220 600 900	MILEAGE CHARGE TUTOR AUG & SEPT		203.58
Vendor Name	WOODSTOCK COMM. UNIT SCHOOL DIST #200		30,117.61
Fund Number	10		61,037.01
Checking Account ID	1	Fund Number	20
			BLDS/GRNDS
BLUE RIBBON ELECTRICAL, INC.		185.00	
20 2540 300 901	MAINT PURCHASED SERVICES- HS GYM BREAKER		185.00
Vendor Name	BLUE RIBBON ELECTRICAL, INC.		185.00
BRICK BY BRICK		800.00	
20 2540 300 901	MAINT PURCHASED SVCS - ES REPLACE BRICK		800.00
Vendor Name	BRICK BY BRICK		800.00
BUG MAN, THE		324.00	
20 2540 321 900	SANITATION/BUILDING FUND - ES OCT		37.00
20 2540 321 900	SANITATION/BUILDING FUND - MS/HS OCT		37.00
20 2540 321 900	EXTERIOR FALL TREATMENT - ES		125.00
20 2540 321 900	EXTERIOR FALL TREATMENT - MS/HS		125.00
Vendor Name	BUG MAN, THE		324.00
HOME DEPOT PRO, THE		83.52	
20 2540 410 900	REGULAR BUILDING SUPPLIES		135.00
20 2540 410 900	CREDIT INVOICE #516307303		(51.48)

Vendor Name	Account Number	Detail Description	Amount
HOME DEPOT PRO, THE			83.52
JENSEN'S PLUMBING & HEATING			175.43
20 2540 300 901		MAINT PURCHASED SERVICES - NEW COLS SUPP	175.43
JENSEN'S PLUMBING & HEATING			175.43
MECHANICAL INC. - FREEPORT			2,589.57
20 2540 300 901		MAINT PURCH SVCS - BOILER INSPECTION REP	2,589.57
MECHANICAL INC. - FREEPORT			171.22
20 2540 300 901		MAINT PURCHASED SVCS - CRACKED DRAIN PAN	171.22
MECHANICAL INC. - FREEPORT			2,760.79
VILLAGE OF HEBRON-WATER			830.51
20 2540 370 100		WATER/SEWER SERVICES - ELEMENTARY	532.41
20 2540 370 300		WATER/SEWER SERVICES - MS/HS	280.20
20 2540 370 900		WATER/SEWER SERVICES - ATHLETIC FIELD	17.90
VILLAGE OF HEBRON-WATER			830.51
Fund Number 20			5,159.25
Checking Account ID 1	Fund Number 40	TRANSPORTATION	
MIDWEST TRANSIT EQUIPMENT			465.51
40 2550 320 900		MAINT/REPAIRS BUSES - REPLACED BELT TENS	465.51
MIDWEST TRANSIT EQUIPMENT			465.51
Fund Number 40			465.51
Checking Account ID 1			66,661.77

Account Number	Detail Description	Amount
Checking Account ID 1	Fund Number 10 EDUCATION FUND	
BMO FINANCIAL GROUP	5,929.18	
10 2560 410 902	A-LA CARTE - PIGGLY WIGGLY - SALAD BAR	7.97
10 2560 410 902	A-LA CARTE - WALMART - SALAD BAR	10.92
10 2560 410 902	A-LA CARTE - WALMART - SALAD BAR	7.08
10 2560 410 902	A-LA CARTE - WALMART - SALAD BAR	6.48
10 2560 410 900	FOOD SUPPLIES-LUNCH PROG -ALDI	77.55
10 2560 410 900	FOOD SUPPLIES-LUNCH PROG -ALDI	54.66
10 3000 410 000 10	PI BIRTH TO 3 - MATERIALS - AMAZON	14.44
10 3000 410 000 10	PI BIRTH TO 3 - MATERIALS - AMAZON	10.05
10 3000 410 000 10	PI BIRTH TO 3 - MATERIALS - AMAZON	5.99
10 3000 410 000 10	PI BIRTH TO 3 - MATERIALS - AMAZON	117.02
10 3000 410 000 10	PI BIRTH TO 3 - MATERIALS - AMAZON	51.20
10 3000 410 000 10	PI BIRTH TO 3 - MATERIALS - AMAZON	11.07
10 3000 410 000 10	PI BIRTH TO 3 - MATERIALS - AMAZON	10.96
10 3000 410 000 10	PI BIRTH TO 3 - MATERIALS - AMAZON	13.64
10 3000 410 000 10	PI BIRTH TO 3 - MATERIALS - AMAZON	40.98
10 3000 410 000 10	PI BIRTH TO 3 - MATERIALS - AMAZON	5.11
10 3000 410 000 10	PI BIRTH TO 3 - MATERIALS - AMAZON	90.04
10 3000 410 000 10	PI BIRTH TO 3 - MATERIALS - AMAZON	12.56
10 3000 410 000 10	PI BIRTH TO 3 - MATERIALS - AMAZON	5.49
10 3000 410 000 10	PI BIRTH TO 3 - MATERIALS - AMAZON	3.99
10 3000 410 000 10	PI BIRTH TO 3 - MATERIALS - AMAZON	7.13
10 3000 410 000 10	PI BIRTH TO 3 - MATERIALS - AMAZON	5.98
10 3000 410 000 10	PI BIRTH TO 3 - MATERIALS - AMAZON	18.49
10 3000 410 000 10	PI BIRTH TO 3 - MATERIALS - AMAZON	5.10
10 3000 410 000 10	PI BIRTH TO 3 - MATERIALS - AMAZON	8.26
10 3000 410 000 10	PI BIRTH TO 3 - MATERIALS - AMAZON	7.82
10 3000 410 000 10	PI BIRTH TO 3 - MATERIALS - AMAZON	6.08
10 3000 410 000 10	PI BIRTH TO 3 - MATERIALS - AMAZON	30.74
10 3000 410 000 10	PI BIRTH TO 3 - MATERIALS - AMAZON	9.99
10 3000 410 000 10	PI BIRTH TO 3 - MATERIALS - AMAZON	20.27
10 3000 410 000 10	PI BIRTH TO 3 - MATERIALS - AMAZON	54.94
10 3000 410 000 10	PI BIRTH TO 3 - MATERIALS - AMAZON	10.99
10 3000 410 000 10	PI BIRTH TO 3 - MATERIALS - AMAZON	231.23

11/14/2019 01:39 PM

Posted - All; Batch Description P-CARD OCT 2019; Processing Month 10/2019

User ID: MRA

Vendor Name	Amount	
Account Number	Detail Description	Amount
10 3000 410 000 10	PI BIRTH TO 3 - MATERIALS - AMAZON	9.77
10 3000 410 000 10	PI BIRTH TO 3 - MATERIALS - AMAZON	5.93
10 3000 410 000 10	PI BIRTH TO 3 - MATERIALS - AMAZON	10.84
10 1110 410 100	SUPPLIES,GENERAL - WALMART - BEHAVIOR AW	37.76
10 3000 332 000 10	PI BIRTH TO 3 - PARENTS AS TEACHERS - SU	175.00
10 3000 332 000 10	PI BIRTH TO 3 - PARENTS AS TEACHERS - SU	50.00
10 3000 410 000 10	PI BIRTH TO 3 - MATERIALS - AMAZON	15.99
10 3000 410 000 10	PI BIRTH TO 3 - MATERIALS - TEACHERS PAY	3.25
10 3000 410 000 10	PI BIRTH TO 3 - MATERIALS - AMAZON	33.49
10 2225 490 000	TECH SUPPLIES - EBAY - PROJ - USED	79.99
10 2225 490 000	TECH SUPPLIES - AMAZON - SPEAKERS	31.98
10 2225 490 000	TECH SUPPLIES - AMAZON - ETHERNET CONNEC	5.87
10 2225 490 000	TECH SUPPLIES - AMAZON - HARD DRIVE	29.99
10 2225 490 900 00	TECH NEW COMPUTERS - AMAZON - IPAD	249.99
10 2225 490 000	TECH SUPPLIES - AMAZON - 5 HEADSETS	119.90
10 1120 410 200	MS REG SUPPLIES - AMAZON - BOOKS	104.85
10 1130 410 300	HS SUPPLIES GENERAL - SHOWMARK -HS AWARD	147.50
10 2210 310 900	PROF. DEV. / WORKSHOPS - HAYUNGA IPA	199.00
10 1120 410 200	MS REG SUPPLIES - AMAZON - CALCULATORS	295.00
10 1130 410 300	HS SUPPLIES GENERAL - AMAZON BREATHALYZE	59.97
10 2225 490 000	TECH SUPPLIES - EBAY - PROJ BULB	69.00
10 2320 332 900	TRAVEL, ETC-DIST OFFICE - WYNDHAM - CON	309.62
10 2320 332 900	TRAVEL, ETC-DIST OFFICE - KALAHARI- CON	133.58
10 1110 410 100	SUPPLIES,GENERAL - BANK OF SPRINGFIELD	2.00
10 2410 410 100	ES OFFICE SUPPLIES - SMORE - NEWSLETTER	149.00
10 2310 325 900	POSTAGE - STAMPS.COM - PMETER SVC	17.99
10 2310 325 900	POSTAGE - HSVB FUNDRAISER CERTIFIED MAIL	7.60
10 2225 390 000	TECHNOLOGY REPAIRS - ROYAL CAMERA - PROJ	820.00
10 2225 490 000	TECH SUPPLIES - AMAZON - IPAD CASE	13.99
10 2225 390 000	TECH REPAIRS - AMAZON - SCREEN REPLACEME	43.26
10 2225 490 000	TECH SUPPLIES - AMAZON - CHAIR	39.99
10 2560 410 900	FOOD SUPPLIES-LUNCH PROG -ALDI	46.61
10 2560 410 900	FOOD SUPPLIES-LUNCH PROG -ALDI	101.54
10 2560 410 900	FOOD SUPPLIES-LUNCH PROG -ALDI	105.53
10 1110 412 100	SUPPLIES, PE 100 - AMAZON - HAND	48.36

Alden-Hebron Schools Dist 19
 11/14/2019 01:39 PM
 Vendor Name

Board Report - Detail after checks are printed
 Posted - All; Batch Description P-CARD OCT 2019; Processing Month 10/2019

Page: 3
 User ID: MRA

Account Number	Detail Description	Amount
	WHISTL	
10 2310 410 900	BOARD REGULAR SUPPLIES - AMAZON - ID INK	36.49
10 1400 410 000 74	VOC ED CTEI SUPPLIES & MATERIALS - SCHOO	1,344.33
Vendor Name	BMO FINANCIAL GROUP	<u>5,929.18</u>
Fund Number	10	<u>5,929.18</u>

Checking Account ID	Fund Number	BLDS/GRNDS	Amount
1	20		
BMO FINANCIAL GROUP		697.60	
20 2540 410 900		REG BLDG SUPPLIES-AMERICAN LEGION- FLAGS	257.40
20 2540 410 900		REG BLDG SUPPLIES-MENARDS-MISC	83.32
20 2540 410 900		REG BLDG SUPPLIES-MENARDS- BATTERIES ETC	97.44
20 2540 410 900		REG BLDG SUPPLIES-MENARDS- SAND BAGS	9.16
20 2540 410 900		REG BLDG SUPPLIES-GLOBAL IND- PEG BOARD	149.87
20 2540 410 900		REG BLDG SUPPLIES-1000 BULBS- BALLAST	100.41
Vendor Name	BMO FINANCIAL GROUP		<u>697.60</u>
Fund Number	20		<u>697.60</u>

Checking Account ID	Fund Number	TRANSPORTATION	Amount
1	40		
BMO FINANCIAL GROUP		90.92	
40 2550 330 900		TRAVEL, ETC-RE:BUSSES - PUBLIC HOUSE	15.00
40 2550 410 900		REG BUS SUPPLIES - FARM & FLEET - DEF	75.92
Vendor Name	BMO FINANCIAL GROUP		<u>90.92</u>

Fund Number	40	<u>90.92</u>
Checking Account ID	1	<u>6,717.70</u>

Vendor Name	Account Number	Detail Description	Amount
	Checking Account ID 1	Fund Number 10	EDUCATION FUND
	ALDEN - HEBRON IMPREST FUND		2,254.74
	10 1214 410 100	FULL DAY PK SUPPLIES - F/T	284.00
	10 1500 310 300	OFFICIALS/OTHERS/EX CURR	1,418.00
	10 2310 325 900	POSTAGE - CURRICULUM MAILER	552.74
Vendor Name	ALDEN - HEBRON IMPREST FUND		<u>2,254.74</u>
	ALEXIAN BROTHERS BEHAVIORAL		440.00
	10 4220 600 900	OTHER SPED - 11 DAYS MATHIEU STALLONE	440.00
Vendor Name	ALEXIAN BROTHERS BEHAVIORAL		<u>440.00</u>
	AT & T		44.15
	10 1120 340 200	TELEPHONE - MS - E911	10.60
	10 1120 340 100	TELEPHONE - ES - E911	22.74
	10 1120 340 300	TELEPHONE - HS - E911	10.81
Vendor Name	AT & T		<u>44.15</u>
	BENEFIT ADVANTAGE		225.00
	10 2310 410 900	ADJUSTMENT TO MEET COBRA MINIMUM FEE	15.00
	10 2310 410 900	COBRA RENEWAL FEE A	200.00
	10 2310 410 900	COBRA PARTICIPANTS - 1 @ \$5.00/EACH	5.00
	10 2310 410 900	1 TERM NOTIFICATION	5.00
	BENEFIT ADVANTAGE		19.00
	10 2310 410 900	DCA/MED - 1	4.75
	10 2310 410 900	MED - 3	14.25
Vendor Name	BENEFIT ADVANTAGE		<u>244.00</u>
	BIESZCZAD, JENNIFER		32.44
	10 2210 300 000 10	BIRTH TO 3 TRAINING WORKSHOPS	32.44
Vendor Name	BIESZCZAD, JENNIFER		<u>32.44</u>
	BOWDEN FAMILY DAIRY		1,122.58
	10 2560 410 900	FOOD SUPPLIES-LUNCH PROG - ES	752.99
	10 2560 410 900	FOOD SUPPLIES-LUNCH PROG - MS/HS	369.59
Vendor Name	BOWDEN FAMILY DAIRY		<u>1,122.58</u>
	CARD SERVICE CENTER		1,000.00
	10 1110 410 100	SUPPLIES,GENERAL - TYPESY	1,000.00
Vendor Name	CARD SERVICE CENTER		<u>1,000.00</u>
	ESKRIDGE, GRACE		36.94
	10 3000 400 900	AFTER SCHOOL SUPPLIES	27.96
	10 3000 410 900	AFTER SCHOOL FOOD	8.98
Vendor Name	ESKRIDGE, GRACE		<u>36.94</u>
	GREAT AMERICA FINANCIAL SVCS.		1,127.50
	10 1120 323 200	Xerox Contract District	1,127.50
Vendor Name	GREAT AMERICA FINANCIAL SVCS.		<u>1,127.50</u>
	HARVARD COMMUNITY UNIT SCHOOL DISTRICT #50		12,527.00

Vendor Name	Account Number	Detail Description	Amount
	10 4220 600 900	FRANCISCO TIRADOR 2019-20 YR 176 DAYS	12,527.00
Vendor Name	HARVARD COMMUNITY UNIT SCHOOL DISTRICT #50		12,527.00
IAHPERD	10 2210 310 900	PROF. DEV. / WORKSHOPS - GROVER	150.00
Vendor Name	IAHPERD		150.00
IASB	10 2310 640 900	BOARD DUES & FEES - PRESS MEMBERSHIP	490.00
Vendor Name	IASB		490.00
JUDY'S FLORIST SHOP	10 1500 640 300	SENIOR NIGHT	30.00
Vendor Name	JUDY'S FLORIST SHOP		30.00
KIDS	10 2210 310 900	PROF. DEV. / WORKSHOPS - ELSWICK	200.00
Vendor Name	KIDS		200.00
LAKE COUNTY TECH CAMPUS	10 4240 600	LakeTuition - OCT 2019	9,184.53
Vendor Name	LAKE COUNTY TECH CAMPUS		9,184.53
LAKESHORE LEARNING MATERIALS	10 1110 420 101	ES SUPPLIES PROJECT LEAD THE WAY	424.29
Vendor Name	LAKESHORE LEARNING MATERIALS		424.29
LITTLE CITY FOUNDATION	10 1912 600	CHILDBRIDGE TUITION - KEITH WILLIAMS	9,444.33
Vendor Name	LITTLE CITY FOUNDATION		9,444.33
MCHENRY COUNTY COLLEGE	10 4240 600	MCC Tuition - MADISON BALDWIN REG FEE	7.00
	10 4240 600	MCC Tuition - MORGAN BALDWIN REG FEE	7.00
	10 4240 600	MCC Tuition - CAROLINE NORTON	767.50
	10 4240 600	MCC Tuition - KARLY STRAND	767.50
	10 4240 600	MCC Tuition - ANNA WEBBER	442.25
Vendor Name	MCHENRY COUNTY COLLEGE		1,991.25
NEURO RESTORATIVE	10 1912 600	MORIAH WILLIAMS 22 DAYS @ \$437.37/DAY	9,622.14
Vendor Name	NEURO RESTORATIVE		9,622.14
PERFORMANCE FOODSERVICE FOX RIVER	10 2560 410 900	FOOD SUPPLIES-LUNCH PROG	4,545.24
	10 2560 410 901	FOOD SUPPLIES - BREAKFAST PROGRAM	817.83

Vendor Name	Account Number	Detail Description	Amount
	10 2560 410 902	FOOD SUPPLIES - A-LA CARTE	1,470.75
	10 2560 410 900 11	FOOD SUPPLIES - PK AT RISK	549.37
	10 3000 410 900	AFTER SCHOOL FOOD	182.83
Vendor Name	PERFORMANCE FOODSERVICE FOX RIVER		<u>7,566.02</u>
	10 1500 640 300	ASEP CLASSES	185.00
Vendor Name	PICKRUM, SARAH		<u>185.00</u>
	10 1500 410 300	ATHLETIC SUPPLIES	1,108.03
Vendor Name	RIDDELL/ALL AMERICAN SPORTS CORPS		<u>1,108.03</u>
	10 2210 300 000 10	BIRTH TO 3 TRAINING WORKSHOPS	50.16
Vendor Name	SCOTT, WHITNEY		<u>50.16</u>
	10 2150 310 900	SPEECH THERAPY PROFESSIONAL SERVICES	7,101.25
Vendor Name	SELF TALK THERAPY SERVICES, INC.		<u>7,101.25</u>
	10 1500 640 300	ASEP CLASSES	185.00
Vendor Name	SMITH, EMILY		<u>185.00</u>
	10 1120 340 200	TELEPHONE - MS - CELL	9.60
	10 1120 340 100	TELEPHONE - ES - CELL	20.60
	10 1120 340 300	TELEPHONE - HS - CELL	9.80
Vendor Name	SPRINT		<u>40.00</u>
	10 1110 420 101	ES SUPPLIES PROJECT LEAD THE WAY	73.40
Vendor Name	STEM SUPPLIES		<u>73.40</u>
	10 2310 319 900	OTHER/PROF-TECH/BOARD	500.00
	10 2310 319 900	RE-ISSUE OCT,2019 LOST CHECK	500.00
Vendor Name	SYENS, PATRICIA		<u>1,000.00</u>
	10 2310 410 900	403(b) AND/OR 457(b) ADMINISTRATION	50.00
Vendor Name	TSA CONSULTING GROUP		<u>50.00</u>
Fund Number	10		<u>67,724.75</u>
Checking Account ID	1	Fund Number	20
			BLDS/GRNDS
	20 2540 390 900	Special Approved Projects - HS DRIVEWAY	14,500.00
	20 2540 390 900	Special Approved Projects - REMOVE TREE	3,000.00

Vendor Name	Account Number	Detail Description	Amount
Vendor Name	BECK FARMS EXCAVATING & CONCRETE		17,500.00
BUG MAN, THE			74.00
20 2540 321 900		SANITATION/BUILDING FUND - ES	37.00
20 2540 321 900		SANITATION/BUILDING FUND - MS/HS	37.00
Vendor Name	BUG MAN, THE		74.00
CONSTELLATION NEWENERGY GAS DIVISION, LLC			564.91
20 2540 465 900		NATURAL GAS-BLDG HEATING	564.91
Vendor Name	CONSTELLATION NEWENERGY GAS DIVISION, LLC		564.91
ENGIE RESOURCES			4,524.34
20 2540 466 900		ELECTRICITY-BUILDINGS	4,524.34
Vendor Name	ENGIE RESOURCES		4,524.34
HEBRON LUMBER COMPANY			24.41
20 2540 410 900		REGULAR BUILDING SUPPLIES	24.41
Vendor Name	HEBRON LUMBER COMPANY		24.41
HOME DEPOT PRO, THE			160.00
20 2540 410 900		REGULAR BUILDING SUPPLIES	160.00
Vendor Name	HOME DEPOT PRO, THE		160.00
MECHANICAL INC. - FREEPORT			1,167.37
20 2540 300 901		MAINT PURCHASED SVCS - REPAIR BOILER 2	1,167.37
MECHANICAL INC. - FREEPORT			4,952.04
20 2540 300 901		MAINT PURCHASED SVCS - REPLACE CRACKED B	4,952.04
Vendor Name	MECHANICAL INC. - FREEPORT		6,119.41
UNITED LABORATORIES			416.11
20 2540 410 900		REGULAR BUILDING SUPPLIES	416.11
Vendor Name	UNITED LABORATORIES		416.11
VILLAGE OF HEBRON-WATER			772.44
20 2540 370 900		WATER/SEWER SERVICES- ATHLETIC FIELD	17.90
20 2540 370 300		WATER/SEWER SERVICES- MS/HS	235.51
20 2540 370 100		WATER/SEWER SERVICES- ELEMENTARY	519.03
Vendor Name	VILLAGE OF HEBRON-WATER		772.44
WASTE MANAGEMENT			598.45
20 2540 321 900		SANITATION/BUILDING FUND - ES	598.45
WASTE MANAGEMENT			356.78
20 2540 321 900		SANITATION/BUILDING FUND - MS/HS	356.78
Vendor Name	WASTE MANAGEMENT		955.23
Fund Number	20		31,110.85
Checking Account ID	1	Fund Number	40
ALDEN - HEBRON IMPREST FUND		TRANSPORTATION	8.00

Vendor Name	Amount	
Account Number	Detail Description	Amount
40 2550 390 900	LICEN/INSP/PERMITS	8.00
Vendor Name ALDEN - HEBRON IMPREST FUND		<u>8.00</u>
BOTTS WELDING	42.00	
40 2550 320 900	MAINT/REPAIRS BUSES - 2015 FORD #653964	21.00
40 2550 320 900	MAINT/REPAIRS BUSES - 2014 TRUCK #654019	21.00
Vendor Name BOTTS WELDING		<u>42.00</u>
INTERSTATE BILLING SERVICE, INC	1,522.41	
40 2550 320 900	MAINT/REPAIRS BUSES - #6	1,149.77
40 2550 320 900	MAINT/REPAIRS BUSES	17.74
40 2550 320 900	MAINT/REPAIRS BUSES - #8	354.90
Vendor Name INTERSTATE BILLING SERVICE, INC		<u>1,522.41</u>
Fund Number 40		<u>1,572.41</u>
Checking Account ID 1		<u>100,408.01</u>

Vendor Name	Amount		
Account Number	Detail Description		Amount
Checking Account ID 3	Fund Number 99	IMPREST FUND	
BABICZ, MIKE		75.00	
99 1500 310 000	Officials payments HSF		<u>75.00</u>
Vendor Name BABICZ, MIKE			75.00
BACH, FREDDIE		75.00	
99 1500 310 000	Officials payments HSF		<u>75.00</u>
Vendor Name BACH, FREDDIE			75.00
BUTTS, DAVID		82.00	
99 1500 310 000	Officials payments HSV		<u>82.00</u>
Vendor Name BUTTS, DAVID			82.00
CUMMINGS, MICHAEL		82.00	
99 1500 310 000	Officials payments HSV		<u>82.00</u>
Vendor Name CUMMINGS, MICHAEL			82.00
ENGEN, LUKE		75.00	
99 1500 310 000	Officials payments HSF		<u>75.00</u>
Vendor Name ENGEN, LUKE			75.00
HAGER, JOEY		82.00	
99 1500 310 000	Officials payments HSV		<u>82.00</u>
Vendor Name HAGER, JOEY			82.00
HARRIS, HOWARD		75.00	
99 1500 310 000	Officials payments HSF		<u>75.00</u>
Vendor Name HARRIS, HOWARD			75.00
HAYUNGA, TIM		55.00	
99 1500 310 000	Officials payments MSV		<u>55.00</u>
Vendor Name HAYUNGA, TIM			55.00
HILL-MOTON, KAMERON		200.00	
99 1500 310 000	Officials payments MSF		<u>200.00</u>
Vendor Name HILL-MOTON, KAMERON			200.00
HOUSTON, DARRYL		75.00	
99 1500 310 000	Officials payments HSF		<u>75.00</u>
Vendor Name HOUSTON, DARRYL			75.00
Hurwitz, Mark		55.00	
99 1500 310 000	Officials payments MSV		<u>55.00</u>
Vendor Name Hurwitz, Mark			55.00
KNIGHT, ANTHONY		200.00	
99 1500 310 000	Officials payments MSF		<u>200.00</u>
Vendor Name KNIGHT, ANTHONY			200.00
LEA, MIKE		75.00	
99 1500 310 000	Officials payments HSF		<u>75.00</u>
Vendor Name LEA, MIKE			75.00

Vendor Name	Amount		Amount
Account Number	Detail Description		Amount
McINTEE, BILL		55.00	
99 1500 310 000	Officials payments MSVB		55.00
Vendor Name	McINTEE, BILL		<u>55.00</u>
MROZ, GREG		55.00	
99 1500 310 000	Officials payments MSVB		55.00
Vendor Name	MROZ, GREG		<u>55.00</u>
NIELSEN, GLENN		75.00	
99 1500 310 000	Officials payments HSFB		75.00
Vendor Name	NIELSEN, GLENN		<u>75.00</u>
O'HERRON, MICHAEL		75.00	
99 1500 310 000	Officials payments HSFB		75.00
Vendor Name	O'HERRON, MICHAEL		<u>75.00</u>
PFAFF, DEAN		75.00	
99 1500 310 000	Officials payments HSFB		75.00
Vendor Name	PFAFF, DEAN		<u>75.00</u>
SEC OF STATE		4.00	
99 2550 390 000	Licen/Insp/Permits - TOSCANO RE- CERT		4.00
SEC OF STATE		4.00	
99 2550 390 000	Licen/Insp/Permits - NORTON RE- CERT		4.00
Vendor Name	SEC OF STATE		<u>8.00</u>
STEPHENSON, DAVE		200.00	
99 1500 310 000	Officials payments MSFB		200.00
Vendor Name	STEPHENSON, DAVE		<u>200.00</u>
TAYLOR, DAVID		82.00	
99 1500 310 000	Officials payments HSVB		82.00
Vendor Name	TAYLOR, DAVID		<u>82.00</u>
VON BERGEN COUNTRY MARKET		284.00	
99 2310 410 000	GENERAL SUPPLIES DISTRICT - PK FT		284.00
Vendor Name	VON BERGEN COUNTRY MARKET		<u>284.00</u>
Fund Number	99		<u>2,115.00</u>
Checking Account ID	3		<u>2,115.00</u>

Alden-Hebron Community Consolidated Unit Schools

DISTRICT NO. 19 – HEBRON, ILLINOIS 60034

ELEMENTARY SCHOOL
11915 Price Road
815-648-2442

DISTRICT ADMINISTRATIVE OFFICE
9604 Illinois Street
815-648-2442
Fax: 815-648-2339

MIDDLE/HIGH SCHOOL
9604 Illinois Street
815-648-2442

BOARD PERSONNEL REPORT

November 20, 2019

CERTIFIED STAFF NEW HIRE

None

CERTIFIED STAFF RESIGNATION

None

NON-CERTIFIED STAFF RESIGNATION

None

NON-CERTIFIED STAFF NEW HIRE

Sarah Crook, ES/MS Paraprofessional @ \$12.50/hour-effective 12/02/19

WINTER COACHING ASSIGNMENTS 2019-2020

Head HS Girls Basketball: Marty Hammond	4+ Years	\$3906.00
Asst. HS Girls Basketball: Fred Shepston	4+ Years	\$2734.00

Head HS Boys Basketball: Tim Hovanec	4+ Years	\$3906.00
Asst. HS Boys Basketball: Alex Hathaway	1 st Year	\$2401.00
Asst. HS Boys Basketball: John Lalor	4+ Years	Volunteer

Head Dance: No Team

Head HS Wrestling: No Team

Head MS Boys Basketball: Trey Grover	1 st Year	\$1371.00
Asst. MS Boys Basketball: Brad Judson	1 st Year	\$1096.00

Head MS Cheer: Hannah Wilson	1 st Year	\$684.00
Asst. MS Cheer: Tegan Shelton	1 st Year	\$548.00

Head MS Wrestling: TBA

Head MS Girls Basketball: TBA
Asst. MS Girls Basketball: TBA

Alden-Hebron District 19

Hebron, IL 60034

Assistant Superintendent / Elementary School Principal Report: November 2019

Projects Planned

- Grade Level Team Meetings Dates set for the year Thursday & Fridays once a month
- School Improvement Team Meeting dates: 11/7, 12/12, 1/9, 2/6, 3/5, 4/2, & 5/7
- Data Review Dates Set for the year:
- K-1 concert 12/12 @ 6pm
- PreK concert 12/19 @ 6pm
- Large Group Community workshop 12/5 6:30-8:00pm
- Grades 2-5 Field trip: Play – Christmas Carole
- Breakfast with Santa 12/7 from 9-11am
- District Social Studies Committee will begin looking at curriculum in January 2020

Projects Underway

- One School One Book Initiative
- Informal evaluations began September 11th
- Formal evaluations begin September 18th
- Creating planning and pacing guides for ALL staff
- Review of 5 Essentials - presentation to be given to staff change of date
- District Standards based grading committee dates 11/26 & 12/17 / book order for committee to read & review
- Professional development for the 2019/2020 school year
- Parent involvement activities 2019/2020

Community Engagement

- Meeting with Jill about community engagement October 23rd / Standing Meeting Tuesday @ 9:30
- Finalizing key messages
- Finalizing dates of engagement sessions
- Small group listening invitations, emails, phone calls
- Survey
- Website
- Email set up to field questions
- Communication given to BOE, staff and community

Projects Completed

- Joint Annual Conference Itinerary
- Data Report
- Quarterly update for ES
- Veteran's Day Assembly
- No school October 14th Columbus Day
- End of First Quarter October 15th
- No school October 25th day of non-attendance
- Parent Teacher Conference October 23rd & 24th
- Book Fair October 23rd & 24th
- Community Closet October 23rd & 24th
- Halloween Parade @ 2pm October 31st
- Chief of Police test out our Raptor alert system October 22nd

Alden-Hebron District 19

Hebron, IL 60034

Assistant Superintendent / Elementary School Principal Report: November 2019

- District Standards based grading meeting October 29th
- First round of formal evaluations complete
- Red Ribbon Week of October 28th



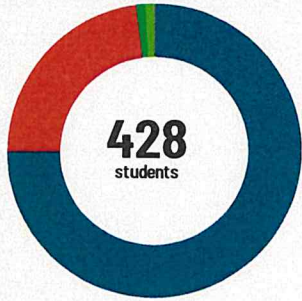
Alden Hebron SD 19

9604 Illinois St Hebron, IL 60034 (815) 648-2442

Grades: PK - 12


Superintendent: Dr. Debbie Ehlenburg

Fast Facts



Student Characteristics

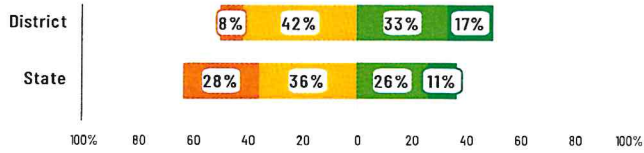
White	75%
Black	0%
Hispanic	23%
Asian	1%
American Indian	0%
Two or More Races	1%
Pacific Islander	0%
Low Income	42%
English Learners	9%
With IEPs	16%
With Disabilities	-
Homeless	1%



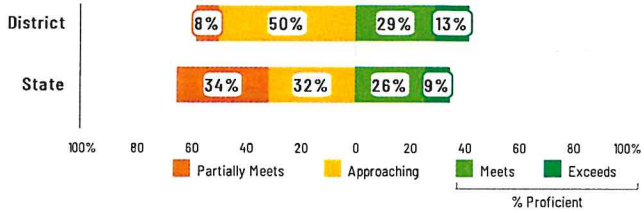
Academic Success

High school students take the SAT in English Language Arts and Math. The display shows SAT ELA & Math results in four performance levels.

English Language Arts



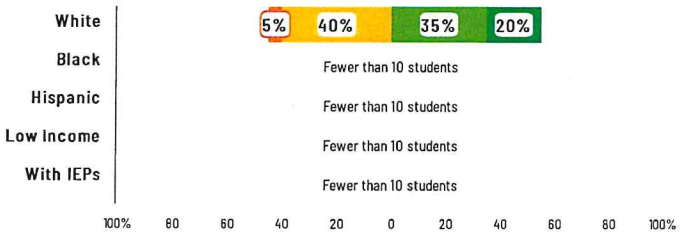
Mathematics



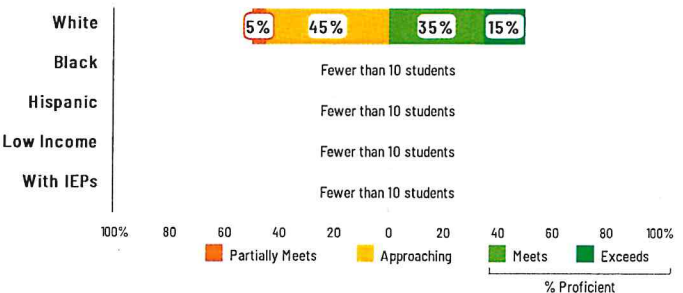
Success by Student Group

This display shows SAT ELA & Math performance levels for each student group. No data is shown for groups with fewer than 10 students.

English Language Arts



Mathematics



District Finance

Instructional Spending per Pupil includes only the activities directly dealing with the teaching of students or the interaction between teachers and students.

	2016	2017	2018	
District	\$7,447	\$7,482	\$8,090	\$9.0k
State	\$7,853	\$8,024	\$8,172	\$8.5k

Operational Spending per Pupil includes all costs for overall operations in this district, including Instructional Spending, but excluding summer school, adult education, capital expenditures, and long-term debt payments.

	2016	2017	2018	
District	\$12,872	\$13,006	\$13,610	\$14.5k
State	\$12,973	\$13,337	\$13,764	\$14.0k

College Readiness

Early College Coursework

Students taking early college coursework in grades 10, 11, and 12



Postsecondary Enrollment

Students who enroll at colleges and universities



Community College Remediation (lower is better)

Students enrolled in Illinois community colleges who require remedial coursework



Graduation Rate

Percentage of students who graduated within 4 years






Alden Hebron SD 19

Schools in District

School Name	Grades	Summative Designation	School Name	Grades	Summative Designation
Alden-Hebron High School	9 - 12	Commendable	Alden Hebron Elem School	PK - 5	Exemplary
Alden-Hebron Middle School	6 - 8	Commendable			

Achievement Gap

Achievement gaps display the differences in academic performance between student groups. The display below shows the gap in readiness for the next level between low income (LI) students and non-low income (non-LI) students on the SAT for both English Language Arts (ELA) and Math.



	SAT ELA		SAT Math	
	District	State	District	State
Non-Low Income	-	50%	-	48%
Low Income	-	19%	-	17%
Gap	-	-31	-	-31

Educator Measures

This district has had an average of **1 principal(s)** at the same school over the past 6 years. District wide in the last three years, an average of **76% of teachers** return to the same school each year.

FOR MORE INFORMATION

Visit IllinoisReportCard.com to see additional details about each item of information for this school. There you will find charts spanning multiple years, detailed explanations, resources, more of the school's programs and activities, and powerful tools that let you dig deeper into data.

Student Attendance and Mobility

Attendance Rate

Rate at which students are present at school, not including excused or unexcused absences



Chronic Absenteeism

Percentage of students who miss 10% or more of school days per year either with or without a valid excuse



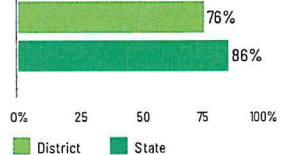
Student Mobility

Percentage of students who transfer in or out of the school during the school year, not including graduates



Teacher Retention

Percentage of full time teachers who return to the same school year to year



Most of this data has been collected by ISBE from school districts through data systems. Some information, such as the School Highlights, is entered directly by principals and can be updated throughout the year.



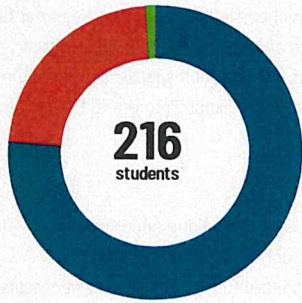
Alden Hebron Elem School

11915 Price Rd Hebron, IL 60034 (815) 648-2442


Grades: PK - 5
District: Alden Hebron SD 19

Principal: Mrs. Tiffany Elswick
Superintendent: Dr. Debbie Ehlenburg

Fast Facts



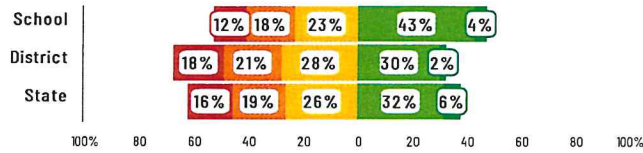
Student Characteristics	
White	77%
Black	0%
Hispanic	23%
Asian	0%
American Indian	0%
Two or More Races	1%
Pacific Islander	0%
Low Income	44%
English Learners	12%
With IEPs	10%
With Disabilities	-
Homeless	1%



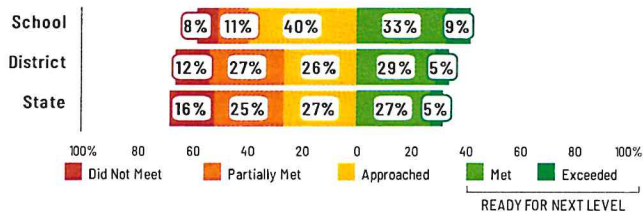
Academic Success

All Illinois students in grades 3-8 take the IAR assessment each year. High school students take the SAT in English Language Arts and Math.

English Language Arts



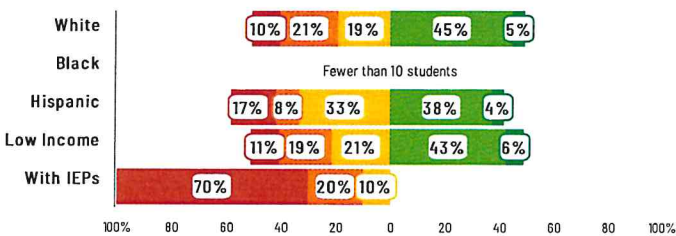
Mathematics



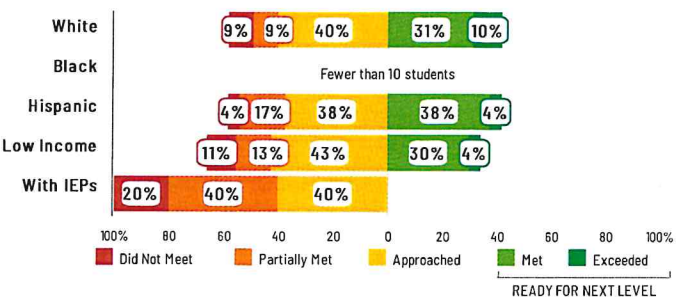
Success by Student Group

This display shows IAR ELA & Math performance levels for each student group. No data is shown for groups with fewer than 10 students.

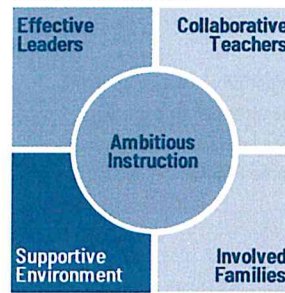
English Language Arts



Mathematics



School Environment



The 5Essentials Survey allows students in grades 6-12 and all teachers to share their perspectives on essential conditions for learning. The anonymous survey consists of 5 components.

- Most implementation
- More implementation
- Average implementation
- Less implementation
- Least implementation
- Not Applicable/Low Response

Response Rates

Students	100%
Teachers	97%

Average Effective Leaders

Do principals and teachers implement a shared vision for success?

Less Collaborative Teachers

Do teachers collaborate to promote professional growth?

Average Ambitious Instruction

Are classes challenging and engaging?

More Supportive Environment

Is the school safe, demanding, and supportive?

Less Involved Families

Does the entire staff build strong external relationships?

Student Attendance and Mobility

Attendance Rate

Rate at which students are present at school, not including excused or unexcused absences



Chronic Absenteeism

Percentage of students who miss 10% or more of school days per year either with or without a valid excuse



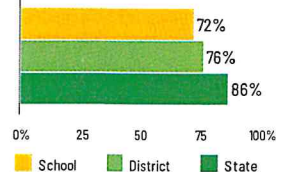
Student Mobility

Percentage of students who transfer in or out of the school during the school year, not including graduates



Teacher Retention

Percentage of full time teachers who return to the same school year to year





Alden Hebron Elem School

School Highlights

Academic Courses

Alden-Hebron Elementary School's curriculum focuses on students' skill development in core academic areas and extends beyond these to include music, art, library, physical education and technology. Alden-Hebron Elementary School differentiates instruction to meet individual student needs through the Power Half-Hour Enrichment/Intervention Program.

Physical Education, Health and Wellness

Alden-Hebron Elementary School is committed to promoting health and physical fitness. As a result, the school provides many programs that allow students to have regular opportunities to learn about living healthy lifestyles. Our school also offers Girls on the Run for our third through fifth grade students.

Other Programs and Activities

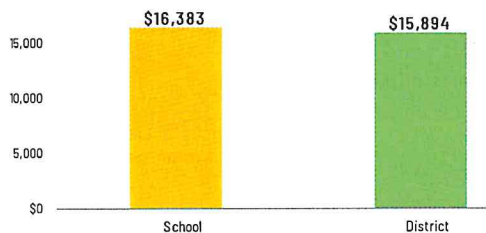
Alden-Hebron Elementary School offers a wide variety of programs for students, families and the community at large. These programs offer our students with opportunities to shine outside of the classroom and include: Too Good Program, PTO/Family Events, CAC, Homework Club, Birth to Three Program, Preschool for All and After School Care and an ELL

School Awards

Alden-Hebron Elementary School is proud of our accomplishments. We have been awarded the Academic Improvement Award and the Bronze Circle of Quality Award. The awards signify continuous quality improvements. Also, staff members have been invited to speak at State and National Conferences about our established Service Learning Program.

School-Level Finance

The Every Student Succeeds Act requires LEAs to report school-level expenditure data, beginning with School Year 18-19 data. LEAs are required to report actual personnel and non-personnel expenditures of both site-specific and district centralized expenditures. Expenditures are shown at the site level and must be disaggregated by source of funds (federal vs. state/local). These data are self-reported and may differ from AFR data.



Career Development Courses and Programs

Throughout the Alden-Hebron Elementary School curriculum opportunities exist for students to explore various careers. The month of March is designated as career awareness with research projects and a career fair. Through speakers, curriculum projects and Service Learning Programs students are exposed to the 16 Career Clusters available in today's

Athletics

Students at Alden-Hebron Elementary School have the unique opportunity to participate in the Illinois Elementary School Association athletic events. This opportunity provides our students the ability to learn fundamental skills necessary to be successful in athletics at the middle school and high school levels.

School Personnel Resources

Alden-Hebron Elementary School's Student Support Services Department is committed to providing assistance to students and their families. Providers include: ELL Teacher, Library/Media Specialist, Reading Specialist, School Psychologist, Social Worker, Speech/Language Pathologist, Registered Nurse, Special Education Teachers, and Paraprofessionals.

Facilities

Alden-Hebron Elementary School was built in 1968 with an addition in 2000. Due to several grants the Elementary School was able to make important updates to the building which includes lighting and asbestos removal. We replaced the Heating System in the gym with a heating and air conditioned unit. The Elementary School has 18 classrooms in addit

Educator Measures

This school has had **2 principal(s)** over the past 6 years. In the last three years, an average of **72% of teachers** return to this school each year.

FOR MORE INFORMATION

Visit IllinoisReportCard.com to see additional details about each item of information for this school. There you will find charts spanning multiple years, detailed explanations, resources, more of the school's programs and activities, and powerful tools that let you dig deeper into data.

Most of this data has been collected by ISBE from school districts through data systems. Some information, such as the School Highlights, is entered directly by principals and can be updated throughout the year.



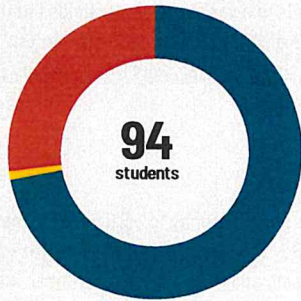
Alden-Hebron Middle School

9604 Illinois St Hebron, IL 60034 (815)648-2442


Grades: 6 - 8
District: Alden Hebron SD19

Principal: Mr. Tim Hayunga
Superintendent: Dr. Debbie Ehlenburg

Fast Facts



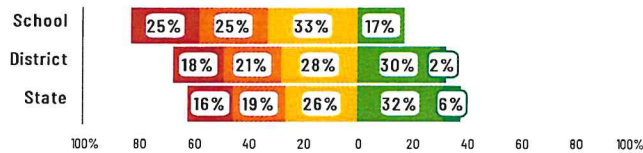
Student Characteristics	
White	72%
Black	1%
Hispanic	27%
Asian	0%
American Indian	0%
Two or More Races	0%
Pacific Islander	0%
Low Income	52%
English Learners	9%
With IEPs	18%
With Disabilities	-
Homeless	1%



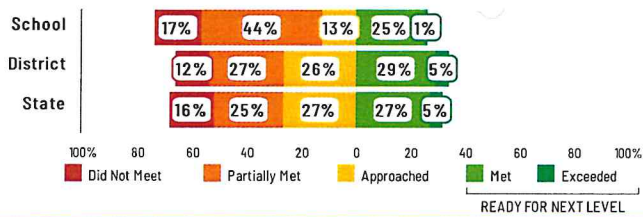
Academic Success

All Illinois students in grades 3-8 take the IAR assessment each year. High school students take the SAT in English Language Arts and Math.

English Language Arts



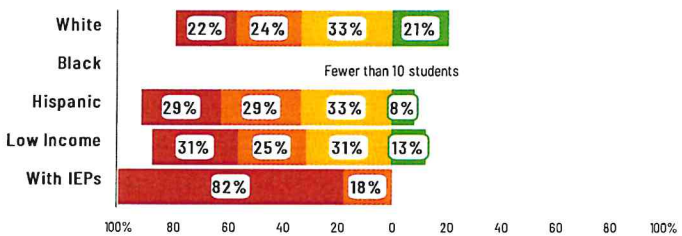
Mathematics



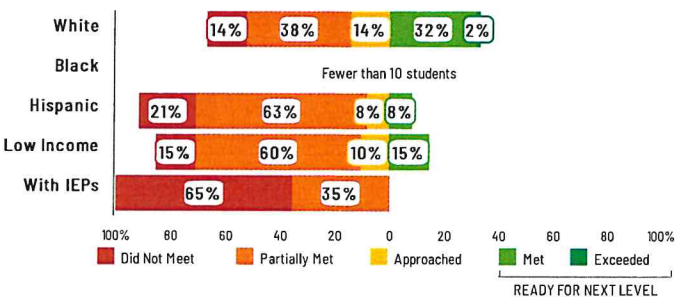
Success by Student Group

This display shows IAR ELA & Math performance levels for each student group. No data is shown for groups with fewer than 10 students.

English Language Arts



Mathematics



School Environment



The 5Essentials Survey allows students in grades 6-12 and all teachers to share their perspectives on essential conditions for learning. The anonymous survey consists of 5 components.

- Most implementation
- More implementation
- Average implementation
- Less implementation
- Least implementation
- Not Applicable/Low Response

Response Rates

Students	93%
Teachers	73%

Less Effective Leaders

Do principals and teachers implement a shared vision for success?

Average Collaborative Teachers

Do teachers collaborate to promote professional growth?

Most Ambitious Instruction

Are classes challenging and engaging?

Average Supportive Environment

Is the school safe, demanding, and supportive?


Involved Families

Does the entire staff build strong external relationships?

Student Attendance and Mobility

Attendance Rate

Rate at which students are present at school, not including excused or unexcused absences



Chronic Absenteeism

Percentage of students who miss 10% or more of school days per year either with or without a valid excuse



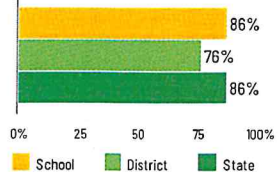
Student Mobility

Percentage of students who transfer in or out of the school during the school year, not including graduates



Teacher Retention

Percentage of full time teachers who return to the same school year to year





Alden-Hebron Middle School

School Highlights

Academic Courses

Alden-Hebron Middle School students will have courses in Language Arts, Science, Social Studies, P.E., Math, as well as enrichment opportunities in Art, Band, Choir, Careers, Computers, and STEM. Adjustments to the daily schedule have allowed students to receive a double block of math and the opportunity to provide more interventions.

Physical Education, Health and Wellness

Alden-Hebron's Physical Education Program promotes team play, physical fitness, personal health, and nutrition. The physical education program also promotes the integration of other subject areas including ELA, Math, and Science.

Other Programs and Activities

Alden-Hebron Middle School is a school that promotes positive expectations for all students in varied settings. As a school there is an active student council which focuses on various activities throughout the school year that help promote social interaction amongst students.

School Awards

Alden-Hebron Middle School has participated annually in a WE day celebration after raising funds for the organization.

Career Development Courses and Programs

Alden-Hebron Middle School introduces students to a variety of career fields through the regular curriculum and enrichments. Areas of study include: U.S. economics, Careers and Consumerism, Computers, STEM, and guest speakers from a variety of fields including the military and engineering.

Athletics

Alden-Hebron Middle School provides students an opportunity to participate in the following athletic activities Boys Basketball, Boy's Football, Boy's and Girl's Track and Field, Wrestling, Girl's Basketball, Girl's Volleyball, and Non-Competitive Cheer. All students are allowed to participate.

School Personnel Resources

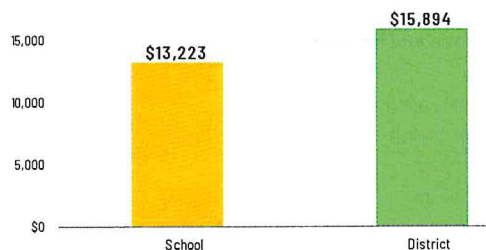
Alden-Hebron Middle School provides personnel resources in ELL, Paraprofessionals, Academic Advising, a School Nurse, School Psychologist, School Social Worker, Special Education Services, Speech and Language Pathologist, Library and Media Assistant.

Facilities

Alden-Hebron Middle School occupies the upstairs portion of Alden-Hebron MS/HS. The school itself has 7 classrooms and several shared facilities with the HS. A portion of the building was built in 1924 with an addition being added in 1956.

School-Level Finance

The Every Student Succeeds Act requires LEAs to report school-level expenditure data, beginning with School Year 18-19 data. LEAs are required to report actual personnel and non-personnel expenditures of both site-specific and district centralized expenditures. Expenditures are shown at the site level and must be disaggregated by source of funds (federal vs. state/local). These data are self-reported and may differ from AFR data.



Educator Measures

This school has had **2 principal(s)** over the past 6 years. In the last three years, an average of **86% of teachers** return to this school each year.

FOR MORE INFORMATION

Visit IllinoisReportCard.com to see additional details about each item of information for this school. There you will find charts spanning multiple years, detailed explanations, resources, more of the school's programs and activities, and powerful tools that let you dig deeper into data.

Most of this data has been collected by ISBE from school districts through data systems. Some information, such as the School Highlights, is entered directly by principals and can be updated throughout the year.



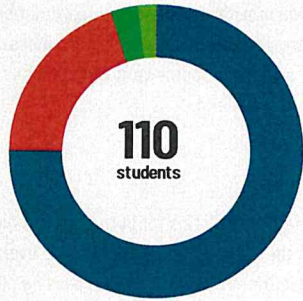
Alden-Hebron High School

9604 Illinois St Hebron, IL 60034 (815)648-2442

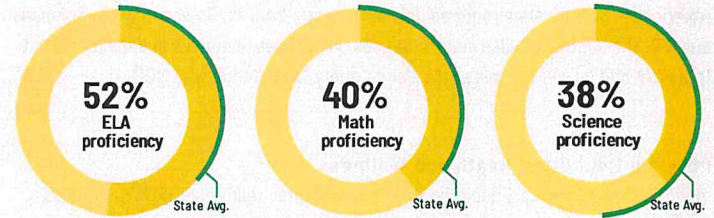
Grades: 9 - 12
District: Alden Hebron SD 19

Principal: Mr. Tim Hayunga
Superintendent: Dr. Debbie Ehlenburg

Fast Facts



Student Characteristics	
White	76%
Black	0%
Hispanic	20%
Asian	3%
American Indian	0%
Two or More Races	2%
Pacific Islander	0%
Low Income	29%
English Learners	4%
With IEPs	18%
With Disabilities	-
Homeless	3%



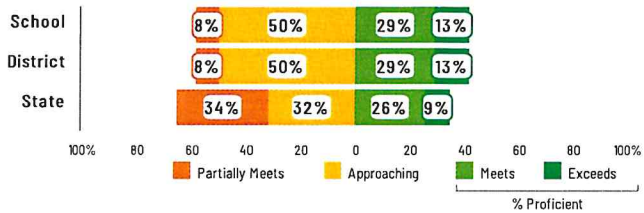
Academic Success

High school students take the SAT in English Language Arts and Math. The display shows SAT ELA & Math results in four performance levels.

English Language Arts



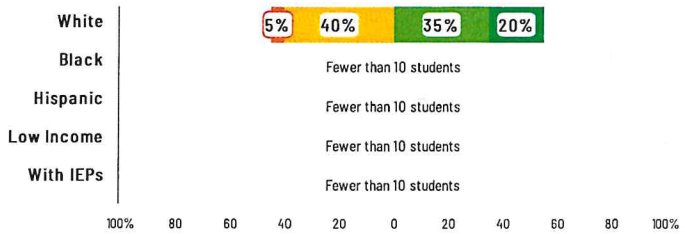
Mathematics



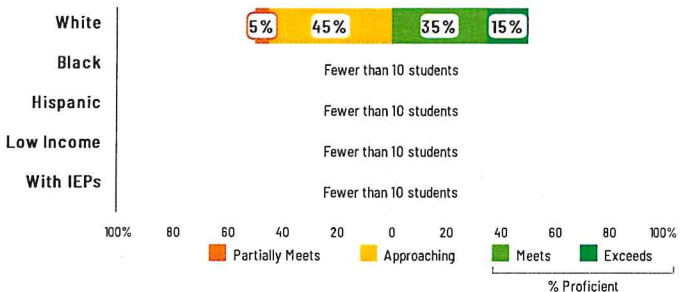
Success by Student Group

This display shows SAT ELA & Math performance levels for each student group. No data is shown for groups with fewer than 10 students.

English Language Arts



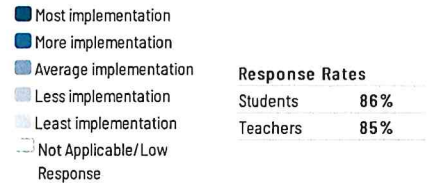
Mathematics



School Environment

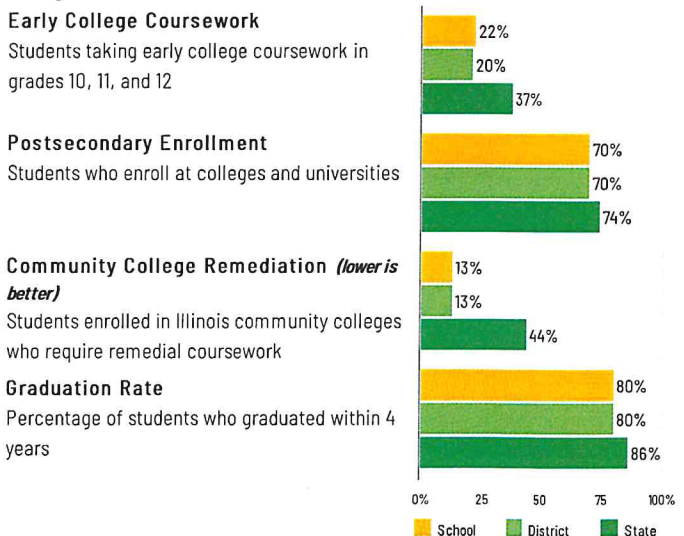


The 5Essentials Survey allows students in grades 6-12 and all teachers to share their perspectives on essential conditions for learning. The anonymous survey consists of 5 components.



- Least** Effective Leaders
Do principals and teachers implement a shared vision for success?
- Least** Collaborative Teachers
Do teachers collaborate to promote professional growth?
- Average** Ambitious Instruction
Are classes challenging and engaging?
- Average** Supportive Environment
Is the school safe, demanding, and supportive?
- Average** Involved Families
Does the entire staff build strong external relationships?

College Readiness





Alden-Hebron High School

School Highlights

Academic Courses

Alden-Hebron High School is dedicated to providing students a unique learning experience. Besides state required courses in Math, English, Science, Social Sciences, and P.E. the school provides honors courses, AP classes, electives in band, choir, art, technical and career courses at the Lake County Tech Center and MCC.

Physical Education, Health and Wellness

Alden-Hebron's Physical Education Program promotes team play, physical fitness, personal health, individual play, and nutrition. The physical education program promotes integration of all subject matters including ELA, Math, and Science. Students are required to receive 3.5 credits of P.E. and .5 a credit of Health Education to graduate.

Other Programs and Activities

Alden-Hebron High School provides student clubs in Art, Chess, Coding, Spanish, Homework, Marching Band, National Honor Society, and Student Government.

School Awards

Alden-Hebron High School has been recognized as a best high school in Illinois and nationally as published in "U.S. News and World Report."

Career Development Courses and Programs

The Alden-Hebron High School Curriculum Guide provides students coursework needed to pursue a career in a chosen field. We also provide elective courses in business, computers, and have options for career, tech, and trade coursework through Lake County Technical School and McHenry Community College.

Athletics

Alden-Hebron High School provides a wide variety of athletics for both boys and girls. We are a member of the IHSA and compete in the state series for all athletic events. Alden-Hebron High School is committed to education first and has a no pass no play policy.

School Personnel Resources

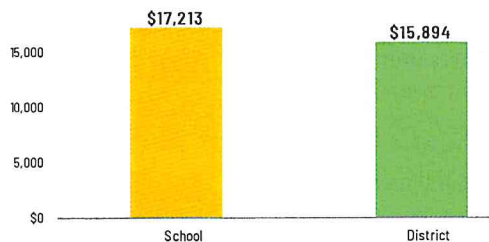
Alden-Hebron High School provides personnel resources in ELL, Paraprofessionals, Academic Advising, a School Nurse, School Psychologist, School Social Worker, Special Education Services, Speech and Language Pathologist, Library and Media Assistant.

Facilities

Alden-Hebron High School occupies the downstairs portion of Alden-Hebron MS/HS and a mobile unit. The school itself has 11 classrooms and several shared facilities with the MS. A portion of the building was built in 1924 with an addition being added in 1956.

School-Level Finance

The Every Student Succeeds Act requires LEAs to report school-level expenditure data, beginning with School Year 18-19 data. LEAs are required to report actual personnel and non-personnel expenditures of both site-specific and district centralized expenditures. Expenditures are shown at the site level and must be disaggregated by source of funds (federal vs. state/local). These data are self-reported and may differ from AFR data.



Educator Measures

This school has had **1 principal(s)** over the past 6 years. In the last three years, an average of **74% of teachers** return to this school each year.

FOR MORE INFORMATION

Visit IllinoisReportCard.com to see additional details about each item of information for this school. There you will find charts spanning multiple years, detailed explanations, resources, more of the school's programs and activities, and powerful tools that let you dig deeper into data.

Student Attendance and Mobility

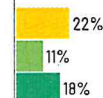
Attendance Rate

Rate at which students are present at school, not including excused or unexcused absences



Chronic Absenteeism

Percentage of students who miss 10% or more of school days per year either with or without a valid excuse



Student Mobility

Percentage of students who transfer in or out of the school during the school year, not including graduates



Teacher Retention

Percentage of full time teachers who return to the same school year to year



0% 25 50 75 100%
School District State

Most of this data has been collected by ISBE from school districts through data systems. Some information, such as the School Highlights, is entered directly by principals and can be updated throughout the year.

Alden-Hebron District 19
Hebron, IL. 60034
Middle/High School Principal Report November 20, 2019

Projects Planned

- Educating myself on trauma teams
- Google Form for field trips
- MAP Testing- December
- Course Selection for 2020-2021
- Self-Evaluation
- Executive Summary for 2020-2021
- Formal Observations Spring Semester

Projects Underway

- Data File to PowerSchool Analytics
- Student Leadership group development
- Informal Observations
- GCN Trainings
- Quarterly update for District
- MAP Testing- December
- IReady testing 2nd diagnostic December
- Team Meeting November 18-22

Projects Completed:

- Formal Observations- Fall Semester
- Evening Office Hours Scheduled
- Credits and New Courses Recommendations
- Course updates in State System
- Illinois Quality Framework Update
- Illinois Readiness Assessment Information
- IHSA town hall meeting

Upcoming Events:

- November 18-22- Team meetings- Middle School Data Analysis
- November 20- We are Silent Day
- November 21- College Day
- November 21- MS Basketball
- November 25- Army- Lunch and Learn
- November 26- Evening Hours 6:00 to 8:00 p.m.
- November 27- 8th Grade Field Trip- Help Feed my Starving Children
- November 27- PBIS kick-off celebration
- November 27- 1:00 early dismissal
- November 28-29- No School
- December 2-6- HS MAP testing
- December 2- HS Girls Basketball
- December 6-7- HS Dinner Show
- December 9-20- MS IReady testing
- December 10- 1:00 dismissal SIP meeting
- December 10- Boys Basketball
- December 10- Girls Basketball
- December 18-20- HS Finals

Superintendent's Report
November 14, 2019

Respectfully Submitted by Dr. Debbie Ehlenburg

Projects planned

- Complete Capital Needs Assessment
- FY 19 IDEA Excess Cost Worksheets due– Jan. 31
- Prepare for annual building audit
- Review General Handbook for possible changes
- Review, prepare and administer special education needs assessment
- Submit Annual Statement of Affairs to ISBE by December 15th
- Request W4 forms from vendors
- Annual Survey of Children in Local Institutions for Neglected and Delinquent Children due before December 2, 2019
- Prepare for annual building audit
- 2019-2020 Teacher Salary Study data on IWAS completed and submitted by Saturday, February 1, 2020.

Projects underway

- Prepare for Community Workshop on Dec. 5, 2019
- Make sure that information is ready to print W-2's
- Hold Public Hearing on Levy at December BOE and vote on levy, if needed
- Certify levy by and file with county clerk by December 30th
- Evaluation of staff, make sure all non-tenured teachers have formal evaluation completed by December
- Publish the Annual Fiscal Statement of School District in newspaper (Nov. 30)

Projects completed

- Key Messages to BOE, staff, parents and community
- Community Survey made and ready for distribution
- Website updated with Community Engagement Tab
- Mailer for Community Engagement mailed
- Small Group Listening Sessions set-up
- Submit annual budget to ISBE Nov. 1
- Electronically submit your Immunization School Survey by November 15
- Complete the Reduction in Force Survey on IWAS
- Community Engagement Workshop for BOE, Oct. 23
- Complete Capital Needs Assessment
- Review FY 2020 Annual Claim for Pupil Transportation Reimbursement by Nov. 8
- Submit budget to ISBE by October 31
- Submit 2020 EIS Employments and Positions data by Nov. 1
- Gather information for Annual Statement of Affairs
- State School Report Cards disseminated by October 31

ALDEN-HEBRON S.D. #19
Hebron, IL 60034
"Strive For Excellence"

BOARD OF EDUCATION MEETING DATES - 2020

<u>DATE</u>	<u>WEDNESDAY</u>	<u>TIME</u>
*January 15	3 rd	7:00pm
February 5	1 st	7:00pm
*February 19	3 rd	7:00pm
March 4	1 st	7:00pm
*March 18	3 rd	7:00pm
April 1	1 st	7:00pm
*April 15	3 rd	7:00pm
May 6	1 st	7:00pm
*May 20	3 rd	7:00pm
*June 17	3 rd	7:00pm
*July 15	3 rd	7:00pm
August 5	1 st	7:00pm
*August 19	3 rd	7:00pm
September 2	1 st	7:00pm
*September 16	3 rd	7:00pm
October 7	1 st	7:00pm
*October 21	3 rd	7:00pm
November 4	1 st	7:00pm
*November 18	3 rd	7:00pm
December 2	1 st	7:00pm
*December 16	3 rd	7:00pm

***Business Meeting**
All other meetings as needed
All meetings to be held in the elementary gymnasium

Alden-Hebron Tax Levy Worksheet

2019 Tax Levy

Updated 10/02/2018

These recommendations do not require a truth in taxation public notice.

Fund	2018 Levy	2018 Extension	Max Rate	2018 Tax Cap Rate	Optional 2019 Levy	Per Cent Increase	Optional 2019 Levy	Per Cent Increase
Education	\$ 3,229,033	\$ 3,190,644	4.00	3.909642	\$ 3,334,223	4.50%	\$ 3,264,029	2.30%
Oper and Main	\$ 564,723	\$ 558,010	0.75	0.683755	\$ 563,120	4.50%	\$ 570,286	2.20%
Transportation	\$ 284,048	\$ 280,671	0.00	0.343919	\$ 293,301	4.50%	\$ 286,846	2.20%
IMRF	\$ 95,000	\$ 93,871	0.00	0.115024	\$ 95,000	1.20%	\$ 95,000	1.20%
SS	\$ 75,000	\$ 74,109	0.00	0.090809	\$ 75,000	1.20%	\$ 75,000	1.20%
Special Educ	\$ 280,415	\$ 277,082	0.80	0.339521	\$ 289,551	4.50%	\$ 283,178	2.20%
Total Capped	\$ 4,528,219	\$ 4,474,387		5.482670	\$ 4,670,195	4.38%	\$ 4,574,339	2.23%
Debt Service	\$ 38,140	\$ 38,140		0.046735	\$ 40,000		\$ 40,000	
Total	\$ 4,566,359	\$ 4,512,527		5.529405	\$ 4,710,195		\$ 4,614,339	

This is more than we estimate to get & does not require publication.

This is what we realistically could receive based on county clerk's estimates.

Assumptions:
New Growth = .24%
CPI = 1.9%

2011 EAV	87,871,915		
2012 EAV	79,008,941		
2013 EAV	72,259,462	-10.09%	Decrease in EAV
2014 EAV	70,533,088	-8.54%	Decrease in EAV
2015 EAV	72,405,048	-2.39%	Decrease in EAV
2016 EAV	78,182,764	2.65%	Increase in EAV
2017 EAV	81,327,861	7.98%	Increase in EAV
2018 EAV	81,809,631	4.02%	Increase in EAV
2019 EAV est	84,494,407	0.59%	increase in EAV
		3.28%	est. inc in EAV (by county)

The recommendation is to levy for more than what is estimated just in case there is an unexpected development and the estimate would actually be too low. It has no effect on what the taxpayer pays since the tax cap of 1.9% is in effect. This does not limit a taxpayer's increase to 1.9% but limits the taxing district to an increase of 1.9% over the previous year's extension.

The 2019 estimate is from the county assessor.

The assessor is estimating an increase in the extension of 2.20%. This is CPI of 1.9% and new growth allowance to reach 2.2.

Alden-Hebron School District #19
Building and Grounds Report
November 13, 2019

Projects planned:

- Fix middle roof top unit ES (cracked burner)
- Replace all water marked ceiling tiles in classrooms
- Replace outside flags at both building

Projects underway

- Change filters in air handlers in rooms at high school and middle school
- Fix peeling paint in teachers' lounge
- Fix paint and cracks in plaster ceiling, music room hallway
- Replace ceiling tiles in corner of music room
- Grease bearings on gym heater

Projects completed

- reset heating unit high school gym
- cleaned upper windows entrances HS
- fixed light hanging in high school gym
- fixed wires ripped out of light in high school gym
- caulked 4 holes in ES roof
- got all the balls off the top of heater vent
- hung a mirror in room 104
- cleaned bugs out of entrance lights and gym emergency lights-HS
- Set up for elementary 2-3 music concert Oct. 17
- sealing seams of roof top units
- put tables together for room 106; took all desks out
- patch hole in ceiling-custodian's room
- painted benches by HS flag poles
- Replace broken section on old boiler (start week of Oct. 14)
- Put thresholds in doorways in room 108
- Tuck pointing by elementary Gym
- Put out salt bins
- Cover a/c units
- Put Birth-to-3 order away
- Got north door glass replaced (Oct. 22)
- Put cork strips up in hallway leading to lunch room
- Put stuff together for Birth-to-3
- Hung mirror for Katie Beck
- Put fence around circle drive
- Circle drive removal
- Service tractor and snow blower
- Took down football fence
- Put away garbage cans from football field
- Put salt bins out
- Put visitor parking signs up
- Replaced 6 ballasts in mobiles
- Put rolls of paper away
- Took gate down at end of elementary school parking lot
- Set up for band concert
- Set up for Veteran's Day

Respectfully Submitted by: Scott Redden

October 2019 Transportation Report.

Monthly	Miles	Route	Voc.	Trips	Sports	Dr. Ed	Lf sk/Sr	Out Dist.	Mis	Total	Yr Total	Gas	Diesel
Bus 1	41,704	94		1=5						99	298		
Bus 2	30,536	677		2=43	5=240					960	2,524	60	
Bus 3	39,612	873		2=50				504		1,427	3,655	195	
Bus 4	47,487	759		3=71	3=245					1,075	2,450	157	
Bus 5	33,264	865		2=196	4=701					1,762	3,952	216	
Bus 6	15,587	36	710		1=200					946	1,137	88	
Bus 7	49,175								26	26	30		
Bus 8	52,221		608	1=25	1=83					716	2,713	65	
Total													
Malibu	116,444							151	53	204	766	11	
MV1	50,920		492					463	45	1,000	2,684	62	
Cryl 200	81,805							751	26	777	1,713	36	
Dodge 1	91,672							1,675	24	1,699	4,927	75	
Dodge 2	76,894						5=173	1,017		1,190	4,186	63	
Wht. Ford	40,714							1,030		1,121	3,744	68	
Total		3,304	1810	11=390	15=1560		5=173	5591	174	13,002	34,779	315	781
	<u>Route</u>	<u>Voc.</u>	<u>Trips</u>	<u>Sports</u>	<u>Dr. Ed</u>	<u>Lf Skills</u>	<u>Sr Run</u>	<u>Out Dist.</u>	<u>Mis.</u>	<u>Total</u>	<u>Gas</u>	<u>Diesel</u>	
July				2=1873	2=306		5=177	1,554	289	4,199	121		
Aug	2063	288		1=91			4=155	2,643	322	6,200	160	466	
Sept	3285	1,817	1=11	16=1332			4=146	4,610	188	11,378	271	892	
Oct.	3304	1,810	11=390	15=1560			5=173	5,591	174	13,002			
Nov													
Dec													
Jan													
Feb													
March													
April													
May													
June													
Total	8652	3,915	12=401	34=4856	2=306		18=651	14,398	973	34,779	552	1,358	

Bus 4	46,062	7/1/2019	Interstate	oil change / wheel pull all rotors and pads replaced	4,911
Bus 3	37,384	7/15/2019	Interstate	Oil Change / Wheel Pull.	1,895
Bus 4	46,164	7/25/2019	Interstate	Replaced hose to DEF tank	657
Bus 8	50,262	7/27/2019	Interstate	Oil Change / wheel pull	1,985
Malibu	116,305	7/17/2019	Harvard Chevy	Oil Chang checked out gas smell	38
MV 1	49,337	8/19/2019	Harvard Chevy	Oil Changed	44
Chrysler	81,475	8/19/2019	Kunes	Recalls	N/C
Blue Van 1	89,810	8/23/2019	Kunes	Oil Changed Fixed Leaking antifreeze line	745
Mis.		8/21/2019	Farm & Fleet	DEF Fluid & Antifreeze	
Mis.		8/28/2019	Midwest Transit	9 door glass, stoparm kit and lights	1,628
Mis.		8/29/2019	D. G.	Kitty litter for fuel leak	18
Mis.		8/29/2019	D. G.	Kitty litter for fuel leak	17
Mis.		8/30/2019	Farm & Fleet	DEF & Oil Dry	51
Blue Van		9/4/2019	Cassidy Tire	Service call replaced	283
Blue Van 2	76256	9/13/2019	Harvard Chevy	Oil Change front brakes	349
Mis.		9/17/2019	Midwest Transit	extingisher bracket, seatbelt cuttes brooms	14
White Van	40,388	9/23/2019	Harvard Chevy	Oil Changed tires rotated.	44
Chrysler	81,954	10/8/2019	Harvard Chevy	engine light on, oil change vap leak replaced gas cap	161
Malibu	116,520	10/10/2019	Harvard Chevy	engine light on running rough replaced spark plus fuel system flush oil	612
Bus 1		10/16/2019	Super Truck Center	Bus wash	60
Bus 3		10/16/2019	Super Truck Center	Bus wash	60
Bus 7	49,186	10/17/2019	Harvard Chevy	Oil Changed check battery	44
Bus 4		10/18/2019	Super Truck Center	Bus wash	60
MV1	51,705	10/28/2019	Farm & Fleet	New tires	563
Blue Van 1	93,081	10/28/2019	Harvard Chevy	oil change battery 50%	28