



## BLACKSTONE-MILLVILLE REGIONAL DISTRICT SCHOOL COMMITTEE

---

**Frederick W. Hartnett Middle School**  
**Thursday, December 15, 2016**  
**7:00 PM**

**Included in this transmission is the following:**

- I. Opening of Meeting**
  - a. Call to Order
  - b. Pledge of Allegiance
  - c. Introduction of Members
  
- II. Report of Student Representatives**
  - a. Brittany Dwyer
  - b. Jack Keefe
  
- III. Public Forum**
  
- IV. Consent Agenda A**
  - a. Warrants
  - b. Field Trips
  - c. Minutes of Meeting
    - a. December 1, 2016
  
- V. Report of the Superintendent and Assistant Superintendent**
  - a. NESDEC, Projected Enrollment Report
  - b. Vote to approve Video/Audio Taping of TEAM Meetings
  - c. Vote to approve Proposed Toileting Policy
  - d. Vote to approve Social and Emotional Paraprofessional at the Middle School
  
- VI. Public Forum**
  
- VII. School Committee Forum**
  - a. Mrs. Erin P. Vinacco, Chair
  - b. Mrs. Wendy L. Greenstein, Vice Chair
  - c. Ms. Tara Larkin, District Secretary
  - d. Mrs. Jane Reggio, District Treasurer
  - e. Mr. William F. Chaplin, Jr., Member
  - f. Mr. Steven J. Tringali, Member
  - g. Ms. Jo-Anne Watson, Member
  - h. Ms. Georgette A. Jarret, Member

**VIII. Upcoming Meetings**

- a. January 12, 2017 – Public Meeting
- b. January 26, 2017 – Public Meeting

**IX. Adjournment**

The items listed on this agenda are those reasonably anticipated by the Chair to be discussed at the meeting. Not all items may in fact be discussed and other items not listed may also be brought up for discussion to the extent permitted by law.

**BLACKSTONE-MILLVILLE  
REGIONAL SCHOOL DISTRICT  
ALLEN W. HIMMELBERGER  
SUPERINTENDENT OF SCHOOLS  
MEMO**

**TO: Blackstone-Millville Regional School Committee**  
**RE: School Committee 12-15-16, Consent Agenda A**  
**DATE: December 15, 2016**

Recommended Consent Agenda A – Items

**1. Warrants**

a. Payroll

- i. Move to approve payroll voucher numbers: 13, 1012 and 1014 as submitted by the Superintendent of Schools

b. Payables

- i. Move to approve the payable voucher numbers: General 1896, and Café 1897 as submitted by the Superintendent of Schools

**2. Minutes**

- i. Move to approve the school committee minutes of December 1, 2016

# Blackstone-Millville, MA Historical Enrollment

School District:

Blackstone-Millville, MA

11/17/2016

## Historical Enrollment By Grade

Birth Year	Births	School Year	PK	K	1	2	3	4	5	6	7	8	9	10
2001	141	2006-07	80	144	146	161	158	132	189	196	177	169	166	168
2002	164	2007-08	76	155	152	151	170	155	133	186	202	183	118	156
2003	131	2008-09	82	150	175	154	151	179	160	138	191	194	153	128
2004	170	2009-10	60	159	154	164	159	147	177	168	138	194	159	140
2005	137	2010-11	63	142	158	148	157	159	144	179	168	143	162	160
2006	146	2011-12	60	122	137	154	144	153	157	143	179	162	123	142
2007	132	2012-13	57	146	128	141	148	142	150	154	141	172	132	106
2008	130	2013-14	65	130	149	119	147	149	142	150	153	148	136	124
2009	136	2014-15	61	132	127	146	120	145	144	139	150	154	114	121
2010	139	2015-16	81	142	124	124	135	113	140	143	132	146	125	101
2011	113	2016-17	72	124	153	123	132	137	121	134	151	132	109	120

## Historical Enrollment in Grade Combinations

Year	K-3	K-5	4-5	K-8	5-8	6-8	7-8	7-12	9-12
2006-07	609	930	321	1472	731	542	346	947	601
2007-08	628	916	288	1487	704	571	385	968	573
2008-09	630	969	339	1492	683	523	385	956	571
2009-10	636	960	324	1460	677	500	332	876	544
2010-11	605	908	303	1398	634	490	311	863	552
2011-12	557	867	310	1351	641	484	341	878	537
2012-13	563	855	292	1322	617	467	313	811	498
2013-14	545	836	291	1287	593	451	301	788	487
2014-15	525	814	289	1257	587	443	304	757	453
2015-16	525	778	253	1199	561	421	278	732	454

## Historical Percentage Changes

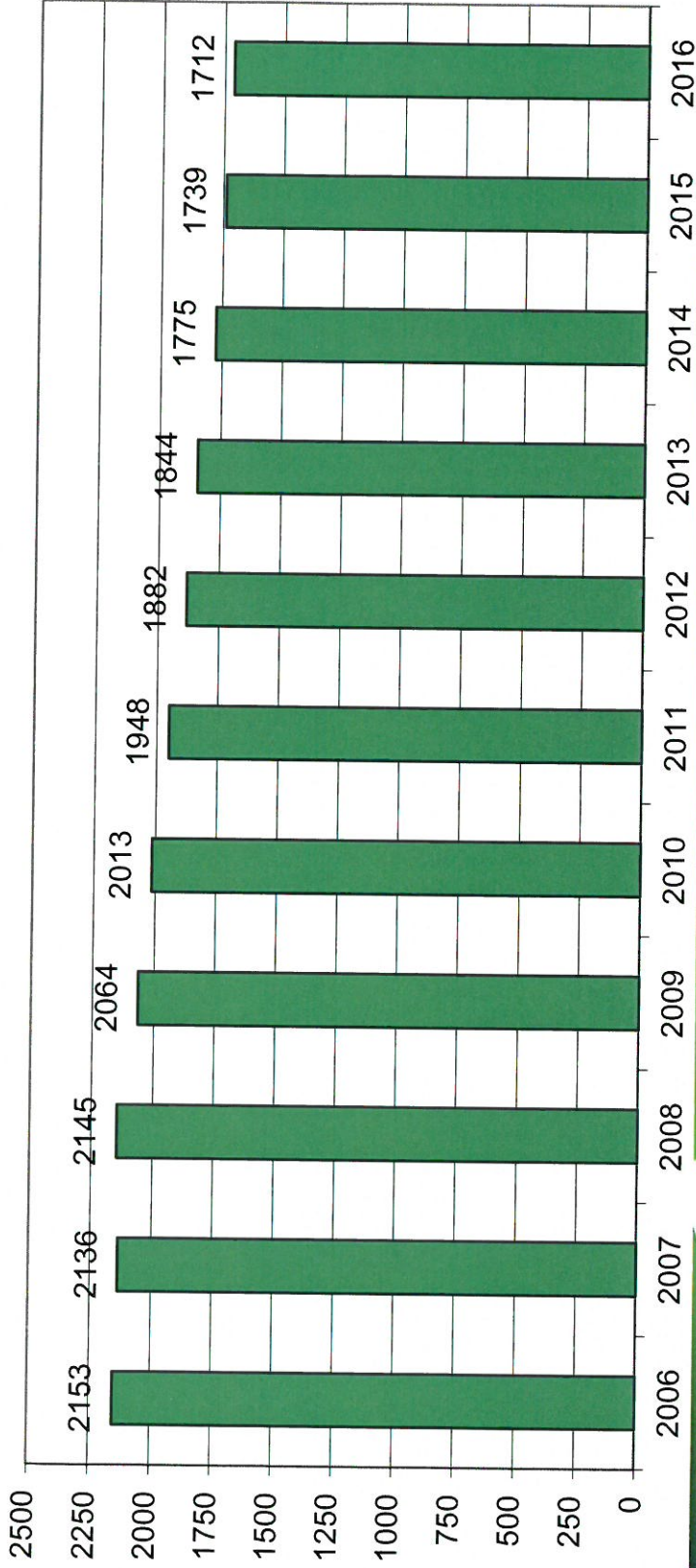
Year	K-12	Diff.	%
2006-07	2073	0	0.0%
2007-08	2060	-13	-0.6%
2008-09	2063	3	0.1%
2009-10	2004	-59	-2.9%
2010-11	1950	-54	-2.7%
2011-12	1888	-62	-3.2%
2012-13	1825	-63	-3.3%
2013-14	1779	-46	-2.5%
2014-15	1714	-65	-3.7%
2015-16	1668	-56	-3.3%
2016-17	1640	-18	-1.1%

2016-17	532	790	258	1207	538	417	283	712	429	Change	-433	-20.9%
---------	-----	-----	-----	------	-----	-----	-----	-----	-----	--------	------	--------



# Blackstone-Millville, MA Historical Enrollment

PK-12, 2006-2016



## Blackstone-Millville, MA Projected Enrollment

School District: Blackstone-Millville, MA

11/17/2016

Enrollment Projections By Grade\*

Birth Year	Births	School Year	PK	K	1	2	3	4	5	6	7	8	9	10	11	12	UNGR	K-12	PK-12
2011	113	2016-17	72	124	153	123	132	137	121	134	151	132	109	120	91	109	4	1640	1712
2012	126	2017-18	73	133	125	151	123	129	137	118	134	150	102	99	113	85	4	1603	1676

2013	101		2018-19	74	107	134	123	151	121	129	134	118	133	116	93	94	106	4	1563	1637
2014	126		2019-20	75	133	108	132	123	148	121	126	134	117	103	106	88	88	4	1531	1606
2015	130	(prov.)	2020-21	76	138	134	106	132	121	148	118	126	133	91	94	100	82	4	1527	1603
2016	119	(est.)	2021-22	77	126	139	132	106	129	121	145	118	125	103	83	89	94	4	1514	1591
2017	120	(est.)	2022-23	78	128	127	137	132	104	129	118	145	117	97	94	78	83	4	1493	1571
2018	119	(est.)	2023-24	79	126	129	125	137	129	104	126	118	144	91	88	89	73	4	1483	1562
2019	123	(est.)	2024-25	80	130	127	127	125	134	129	102	126	117	112	83	83	83	4	1482	1562
2020	122	(est.)	2025-26	81	130	131	125	127	123	134	126	102	125	91	102	78	78	4	1476	1557
2021	121	(est.)	2026-27	82	128	131	129	125	125	123	131	126	101	97	83	96	73	4	1472	1554

\*Projections should be updated on an annual basis in order to reflect changes in births, real estate sales, in-/out-migration of families, and housing construction.

Based on an estimate of births

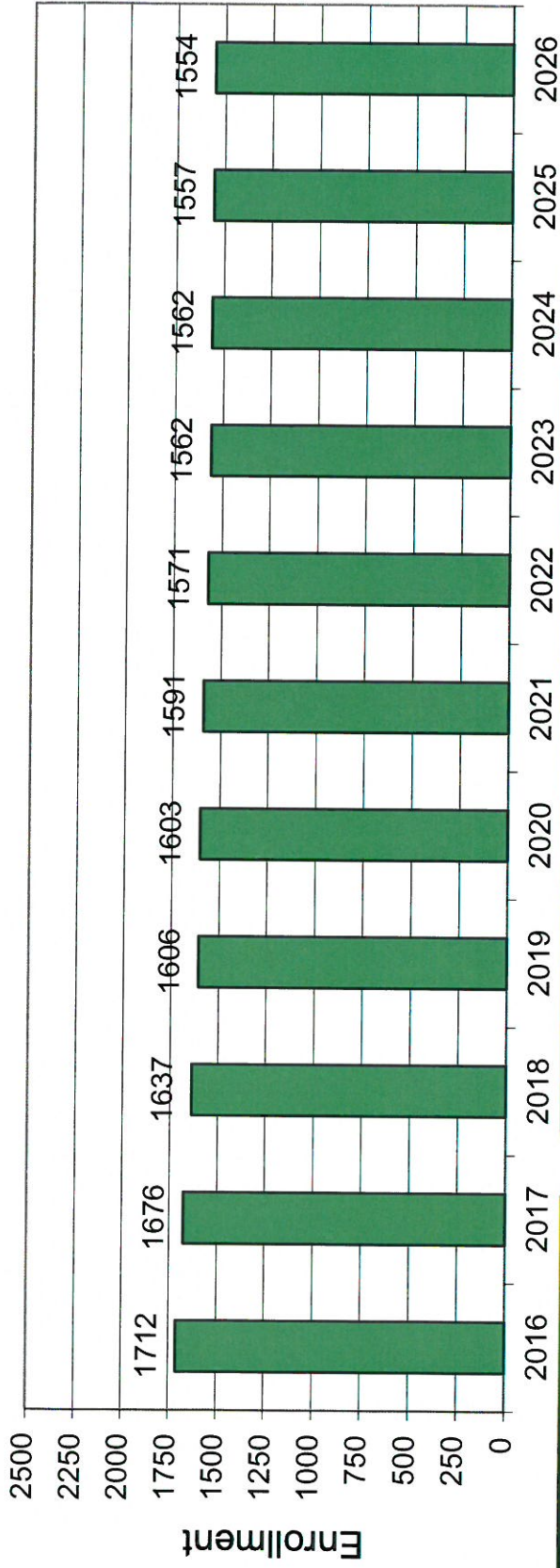
Based on children already born

Based on students already enrolled

Projected Enrollment in Grade Combinations						
Year	K-3	K-5	4-5	K-8	5-8	6-8
2016-17	532	790	258	1207	538	417
2017-18	532	798	266	1200	539	402
2018-19	515	765	250	1150	514	385
2019-20	496	765	269	1142	498	377
2020-21	510	779	269	1156	525	377
2021-22	503	753	250	1141	509	388
2022-23	524	757	233	1137	509	380
2023-24	517	750	233	1138	492	388
2024-25	509	772	263	1117	474	345
2025-26	513	770	257	1123	487	353
2026-27	513	761	248	1119	481	358

Projected Percentage Changes			
Year	K-12	Diff.	%
2016-17	1640	0	0.0%
2017-18	1603	-37	-2.3%
2018-19	1563	-40	-2.5%
2019-20	1531	-32	-2.0%
2020-21	1527	-4	-0.3%
2021-22	1514	-13	-0.9%
2022-23	1493	-21	-1.4%
2023-24	1483	-10	-0.7%
2024-25	1482	-1	-0.1%
2025-26	1476	-6	-0.4%
2026-27	1472	-4	-0.3%
<b>Change</b>		<b>-168</b>	<b>-10.2%</b>

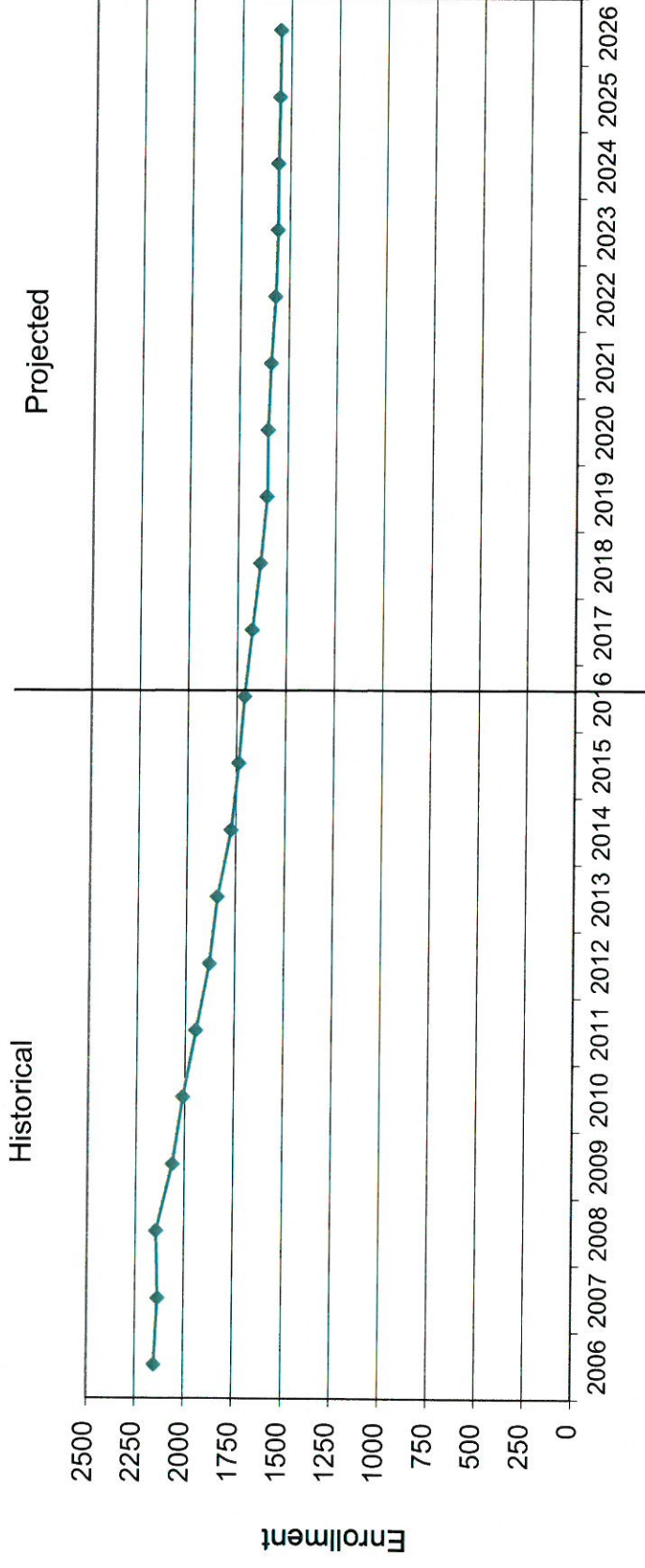
# Blackstone-Millville, MA Projected Enrollment



**MSB Blackstone-Millville, MA Historical & Projected Enrollment**

**PK-12, 2006-2026**

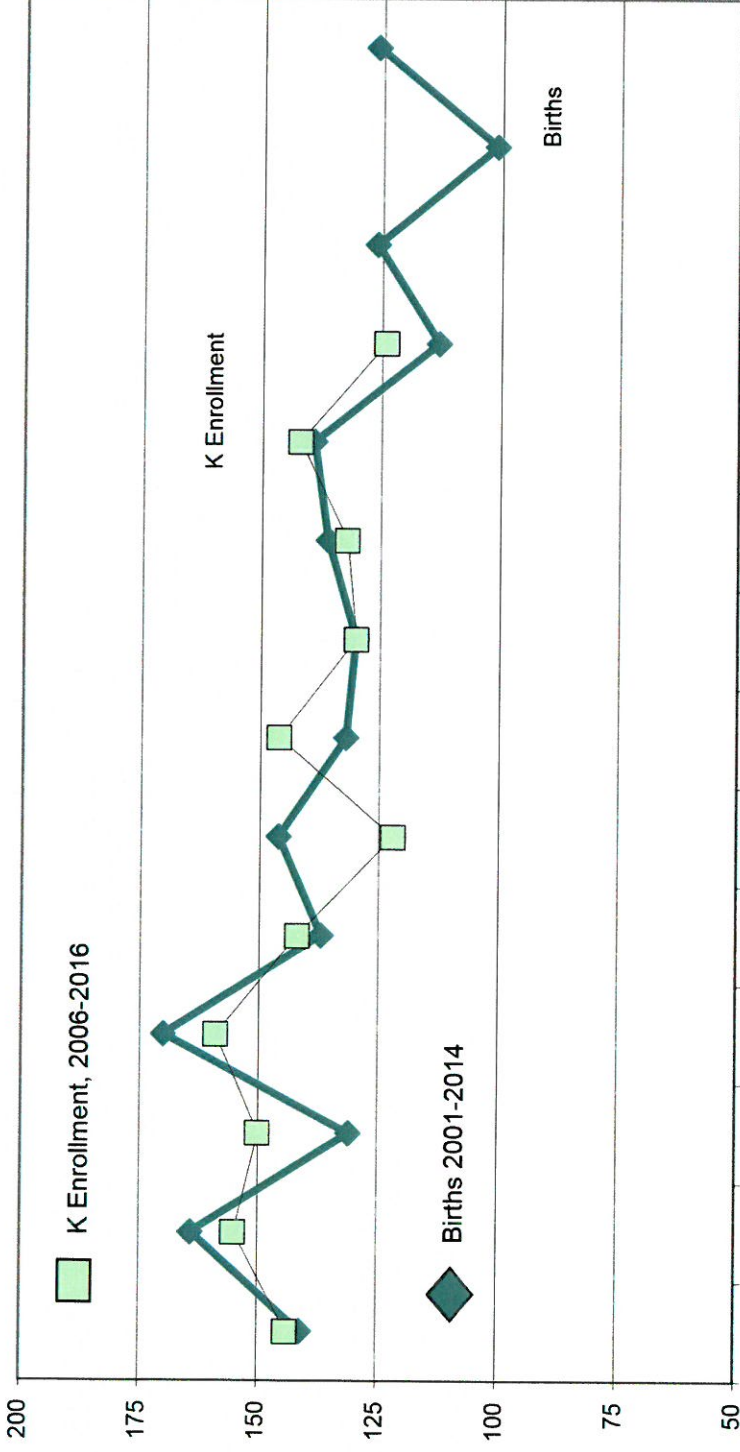




© New England School Development Council • 508.481-9444 • [www.nesdec.org](http://www.nesdec.org)

# Blackstone-Millville, MA Birth-to-Kindergarten Relationship

© New England School Development Council • 508.481-9444 • [www.nesdec.org](http://www.nesdec.org)



**NESD** **Blackstone-Millville, MA Additional Data**

Building Permits Issued		
Year	Single-Family	Multi-Units
2005	22B + 13M	0

Enrollment History		
9-12 Total	Voc-Tech	Non-Public Year
2005-06	122	85

2012	5B + 3M	0
2013	4B + 3M	0
2014	3B + 5M	0
2015	3B + 7M	0
2016	n/a	0

Source: HUD and Building Department

2012-13	132	23
2013-14	134	22
2014-15	132	65
2015-16	153	45
2016-17	132	65

Residents in Non-Public Independent and Parochial Schools (General Education)																	
Enrollments as of Oct. 1	K	1	2	3	4	5	6	7	8	9	10	11	12	K-12 TOTAL			
	0	2	1	3	2	4	3	8	5	7	15	3	12	65			
K-12 Home-Schooled Students												K-12 Special Education Outplaced Students		K-12 Choiced-In, Tuitioned-In, & Other Non-Residents			
2016	33											2016	22	2016	41		
												K-12 Choiced-In, Tuitioned-In, & Other Non-Residents		2016		41	

The above data were used in the preparation of the enrollment projections. If additional demographic work is needed, please contact our office.

## Video/Audio Taping of TEAM Meetings

Tape recording<sup>1</sup> of TEAM meetings is not permitted unless tape recording of a TEAM meeting is the only reasonable accommodation for a documented disability of any participant in the TEAM meeting where the documented disability or limited English proficiency prevents that participant from fully understanding or participating in the team process without the use of tape recording. This would apply to the parent/guardian/educational surrogate, student<sup>2</sup>, a person invited to the team meeting, like a consultant or evaluator, as well as service providers, attorneys for the District or parent/guardian/educational surrogate/student, or advocates for the parent/guardian/educational surrogate/student. The person requesting the accommodation must contact the TEAM chairperson at least two (2) school days prior to the TEAM meeting to request the accommodation. Documentation related to the claimed need for an accommodation must be provided at that time.

Documentation of a disability or the limited English proficiency (if not obvious) should identify the impairment and how the impairment affects the parent/guardian/educational surrogate/adult student in an environment like a TEAM Meeting. Further documentation or oral written information may be requested by the District, if the initial documentation is insufficient for the District to make a determination. Once adequate documentation is received, as determined by the District, the District will engage in the interactive process. As a result of the request and the interactive process, the District may choose to provide a different accommodation. If the District determines that:

1. The impairment is not a disability, or there is no limited English proficiency, or
2. Taping is not permitted and a different accommodation will be provided,

then the person requesting the accommodation of taping the TEAM meeting will be provided a copy of the District's Section 504 statement of procedural rights and/or complaint procedure and civil rights complaint procedure which the person may utilize in order to challenge the determination that taping is not permitted.

---

<sup>1</sup>This procedure applies to both audio and video-taping of TEAM meetings, as well as Section 504 meetings.

<sup>2</sup>In certain cases, this would also apply to an advocate/attorney representing a parent/guardian/educational surrogate/adult student.

## Toileting Policy

For students who require adult assistance with toileting due to physical disabilities and/or unsafe behavior in the bathroom. Child specific toileting procedures should be determined by either the Occupational Therapist and/or Physical Therapist, who will then train staff as needed.

1. If the student is in a classroom with a bathroom in the classroom AND at least two adults in the classroom (ie Pre-K and Kindergarten).
  - a.) The adult assisting the student to the bathroom will inform the second classroom staff person that they will be toileting the student.
  - b.) The bathroom door will be left slightly ajar so that the staff may communicate as needed for assistance and safety
  - c.) If the door is not able to be left ajar, or if the staff assisting in the bathroom has a significant safety concern, then a second adult will need to assist in the bathroom.
  
2. If a student requires a private bathroom, or a bathroom that is not within the classroom setting.
  - a.) Two adults must assist with toileting to ensure student and staff safety.
  - b.) One adult should lead the toileting protocol, and responsibilities should be discussed prior to entering the bathroom.
  - c.) One adult may be provide the physical assistance, and the second adult can provide “stand-by” assistance as appropriate.