



Argenta-Oreana High School

PO Box 469 Argenta, IL 62501 (217) 795-4821

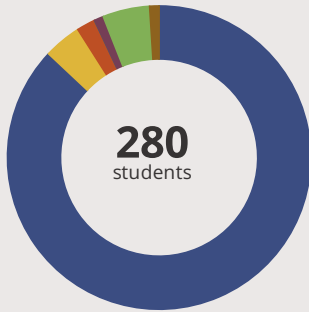
Grades: 9 - 12

District: Argenta-Oreana CUSD 1

Principal: Sean German

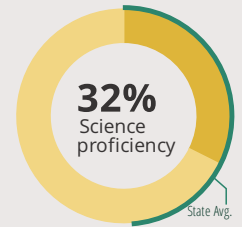

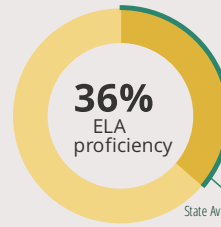
Superintendent: Mr. Damian Jones

Fast Facts



Student Characteristics

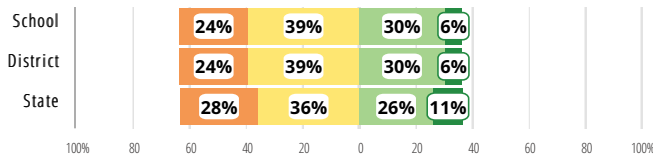
White	87%
Black	4%
Hispanic	2%
Asian	0%
American Indian	1%
Two or More Races	5%
Pacific Islander	1%
Low Income	37%
English Learners	1%
With IEPs	9%
With Disabilities	-
Homeless	0%



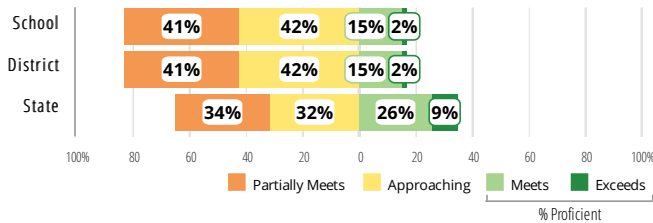
Academic Success

High school students take the SAT in English Language Arts and Math. The display shows SAT ELA & Math results in four performance levels.

English Language Arts



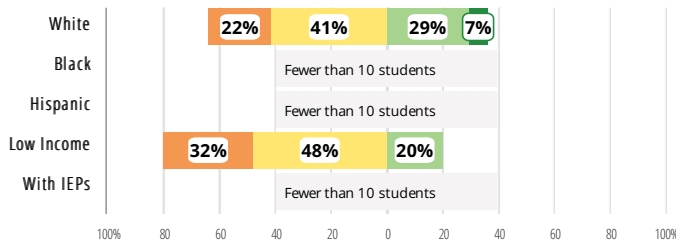
Mathematics



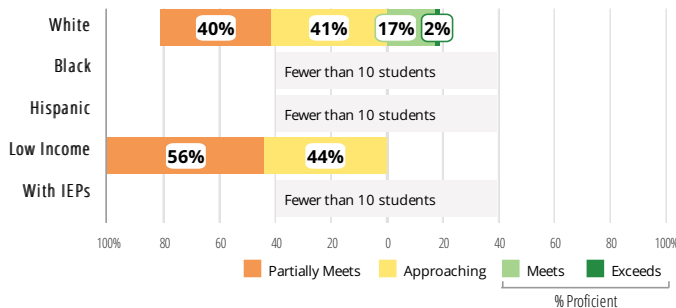
Success by Student Group

This display shows SAT ELA & Math performance levels for each student group. No data is shown for groups with fewer than 10 students.

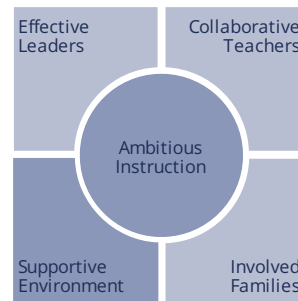
English Language Arts



Mathematics



School Environment



The **5Essentials Survey** allows students in grades 6-12 and all teachers to share their perspectives on essential conditions for learning. The anonymous survey consists of 5 components.

- Most implementation
- More implementation
- Average implementation
- Less implementation
- Least implementation
- Not Applicable/Low Response

Response Rates

Students	99%
Teachers	64%

Effective Leaders

Do principals and teachers implement a shared vision for success?

Collaborative Teachers

Do teachers collaborate to promote professional growth?

Ambitious Instruction

Are classes challenging and engaging?

Supportive Environment

Is the school safe, demanding, and supportive?

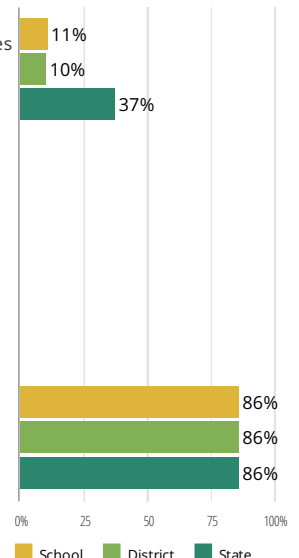
Involved Families

Does the entire staff build strong external relationships?

College Readiness

Early College Coursework

Students taking early college coursework in grades 10, 11, and 12



Postsecondary Enrollment

Students who enroll at colleges and universities

Community College Remediation

Students enrolled in Illinois community colleges who require remedial coursework

Graduation Rate

Percentage of students who graduated within 4 years



Argenta-Oreana High School

School Highlights

Academic Courses

We are proud to offer a variety of academic courses to challenge and support our students in their academic development.

Career Development Courses and Programs

Career and Technical Education Courses are available to AOHS students in their Junior and Senior years through our agreement with the Heartland Region Technical Academy and Richland Community College.

Physical Education, Health and Wellness

Health Education Courses, Weight Lifting/Toning

Athletics

We are proud to offer a variety of Athletic Program opportunities for our students to participate in.

Other Programs and Activities

Extra curricular activities are an important part of the overall development of our students. We are proud to offer a variety of opportunities for our students. Academic Late stay is an opportunity available to our student on Tuesdays and Thursdays to stay after school for academic assistance. Bus transportation is available to take students home.

School Personnel Resources

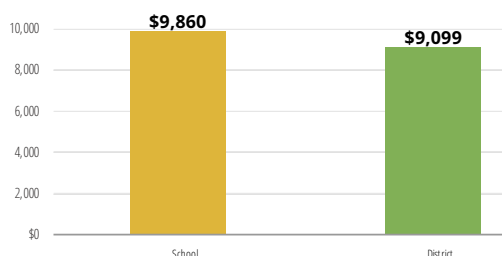
Bilingual Education Teacher, School Guidance Counselor, School Social Worker, Special Education Teacher

School Awards

Facilities

School-Level Finance

The Every Student Succeeds Act requires LEAs to report school-level expenditure data, beginning with School Year 18-19 data. LEAs are required to report actual personnel and non-personnel expenditures of both site-specific and district centralized expenditures. Expenditures are shown at the site level and must be disaggregated by source of funds (federal vs. state/local). These data are self-reported and may differ from AFR data.



Educator Measures

This school has had **1 principal(s)** over the past 6 years. In the last three years, an average of **84% of teachers** return to this school each year.

Student Attendance and Mobility

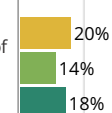
Attendance Rate

Rate at which students are present at school, not including excused or unexcused absences



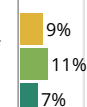
Chronic Absenteeism

Percentage of students who miss 10% or more of school days per year either with or without a valid excuse



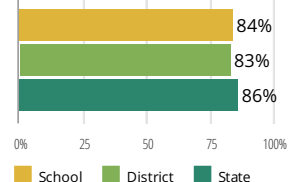
Student Mobility

Percentage of students who transfer in or out of the school during the school year, not including graduates



Teacher Retention

Percentage of full time teachers who return to the same school year to year



FOR MORE INFORMATION

Visit IllinoisReportCard.com to see additional details about each item of information for this school. There you will find charts spanning multiple years, detailed explanations, resources, more of the school's programs and activities, and powerful tools that let you dig deeper into data.

Most of this data has been collected by ISBE from school districts through data systems. Some information, such as the School Highlights, is entered directly by principals and can be updated throughout the year.