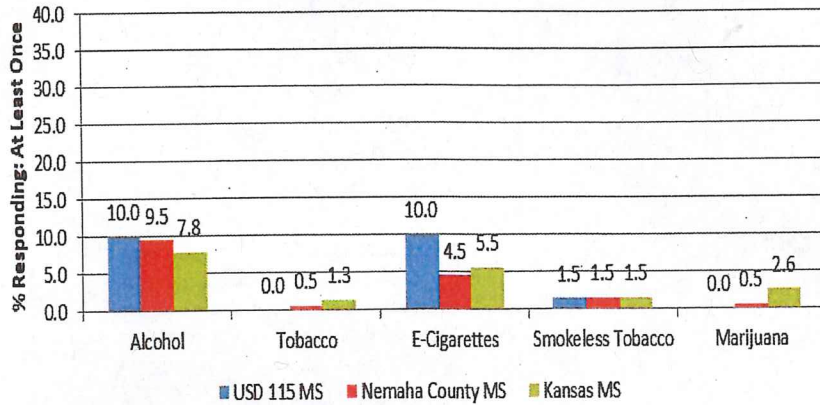
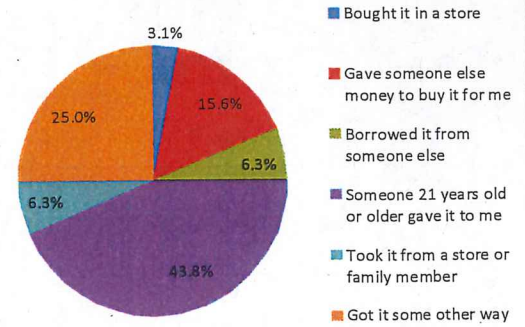


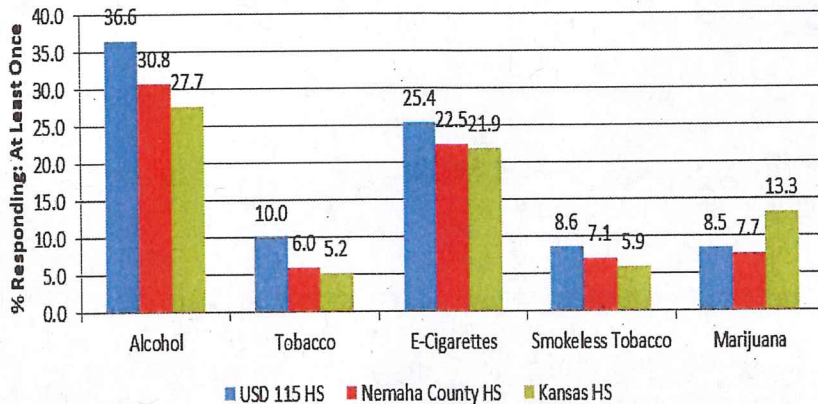
### 30-Day Use Middle School



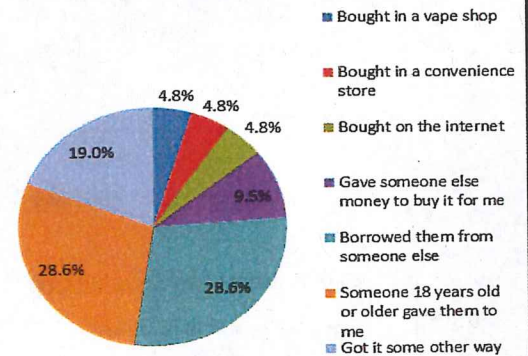
During the past 30 days, how did you usually get alcohol? (% of those who did drink alcohol)



### 30-Day Use High School



During the past 30 days, how did you usually get e-cigarettes? (% of those who did use e-cigarettes)



**8.7%** of middle school students reported they had tried e-cigarettes in their lifetime.

**44.3%** of high school students reported they had tried e-cigarettes in their lifetime.

**37.9%** of students reported at least one of their best friends had used e-cigarettes in the last year.

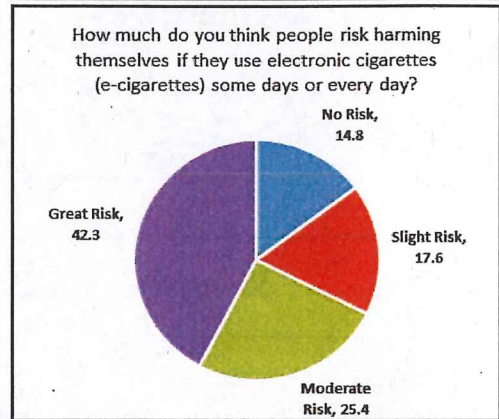
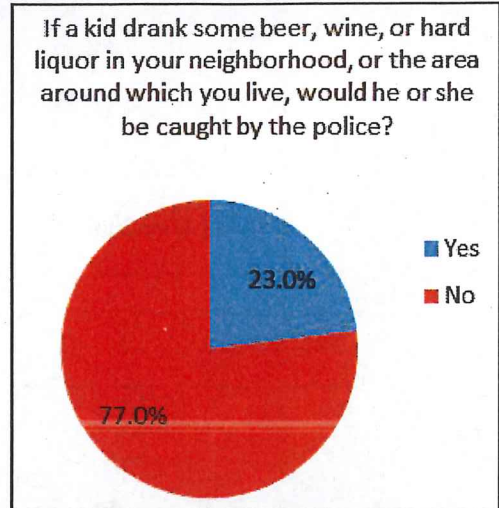
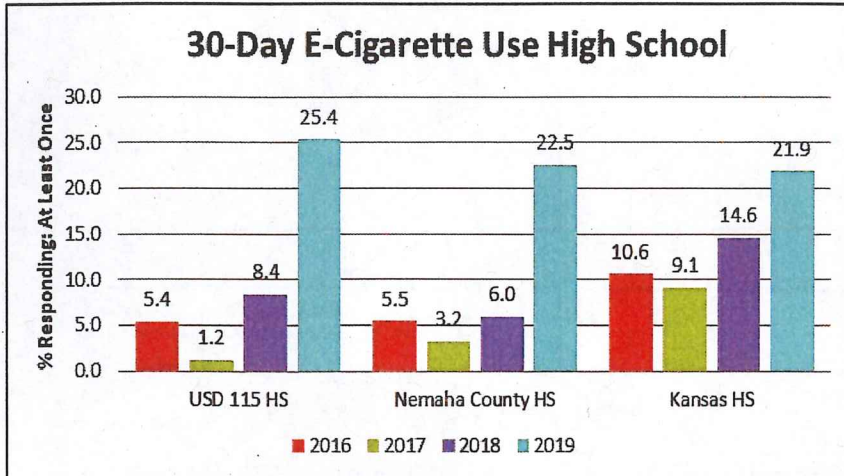
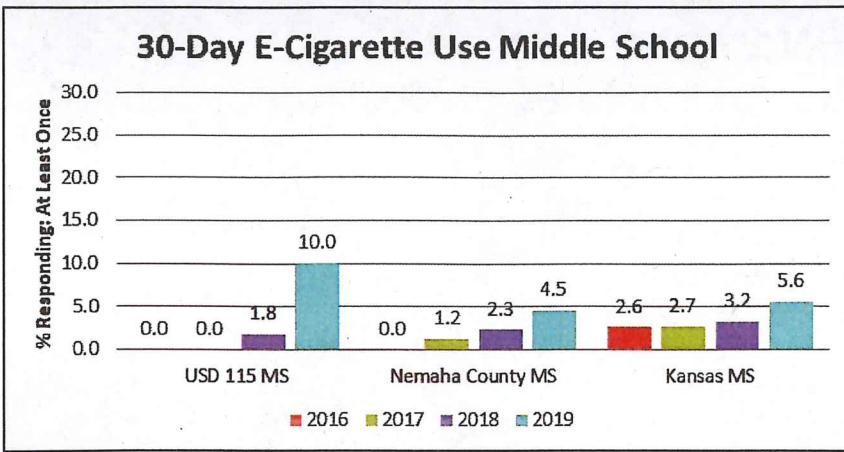
**95.2%** of students reported it would be wrong for someone their age to use e-cigarettes.

**99.2%** of students reported their parents felt it would be wrong for them to use e-cigarettes.

**41.7%** of students reported not talking with a parent about the dangers of alcohol, tobacco or drug use in the past year.

### Average Age of Onset

First smoked tobacco	14.3 years
First used e-cigarette	15.0 years
First had more than a sip or two of alcohol	13.4 years
Regular drinking (at least once or twice a month)	14.9 years
First smoked marijuana	14.2 years



## Kansas Communities That Care Student Survey Frequently Asked Questions

### How do we ensure collection of accurate data?

While the survey instrument is sound, attention and effort at the local level must be given to get accurate data. To ensure that the data collected is truly reflective of the school and community, there must be a high level of participation at all grade levels. It is important that staff follow the instructions in the protocol emphasizing the importance of the survey. It is also important that all students be given the opportunity to participate. As students move through school, it becomes more difficult to make sure that all students receive the opportunity to participate. It is suggested that schools achieve no less than 80% participation at each grade level to ensure data accurately reflects their students, school, and community.

### How will this information be used?

Information from the student survey can be used to meet a variety of needs at community and state levels:

- ◆ The survey provides information that can be used to identify the importance of various problem behaviors. This information can be used as input for resources and policy decisions, such as targeting interventions. Those who receive the information may choose to share it with other community organizations.
- ◆ At state and federal levels, there are a variety of competing interests for limited resources. Results of this survey can and have been used to help identify and prioritize youth prevention needs.

### Can I see the survey?

The 2019 KCTC survey can be viewed by logging on to [www.kctcdata.org](http://www.kctcdata.org) and clicking **About the Survey/View the KCTC Survey**. To view data, click the desired county on the map or click **Select County/State** from the drop down and click **State of Kansas** or the desired county.