

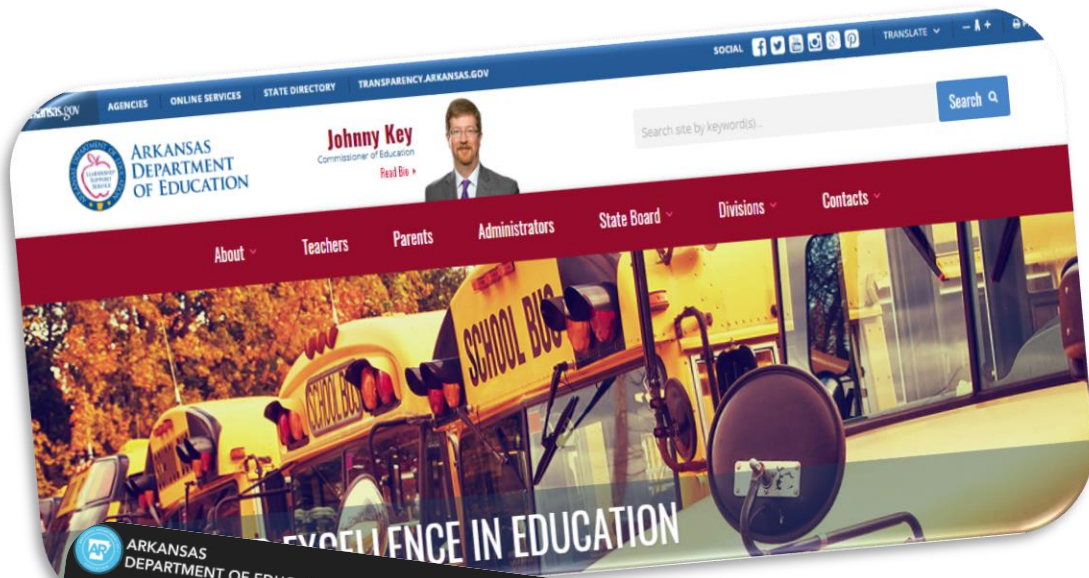
# Crossett School District

## REPORT TO THE PUBLIC

OCTOBER 15, 2019

---

HUGH WILLIS ADMINISTRATION BUILDING



## Vision

The *Arkansas Department of Education* is transforming Arkansas to lead the nation in student-focused education.



## Mission

The *Arkansas Department of Education* provides leadership, support, and service to schools, districts, and communities so every student graduates prepared for college, career, and community engagement.

## Vision

The vision of the Crossett School District is to prepare students to succeed in a global society.

## Mission

The mission of the Crossett School District is to provide a safe, caring and mutually respectful environment where each individual values education, is motivated, is accountable, and is focused on a “Tradition of Excellence.”





# FOUNDATION PRINCIPLES

Providing an  
Excellent  
Professional  
Culture

High Expectations

Accountability

Team Approach

Shared Leadership

Ethical

Trustworthy

Nurturing





# Providing Excellent Instruction

Data Driven

High Expectations

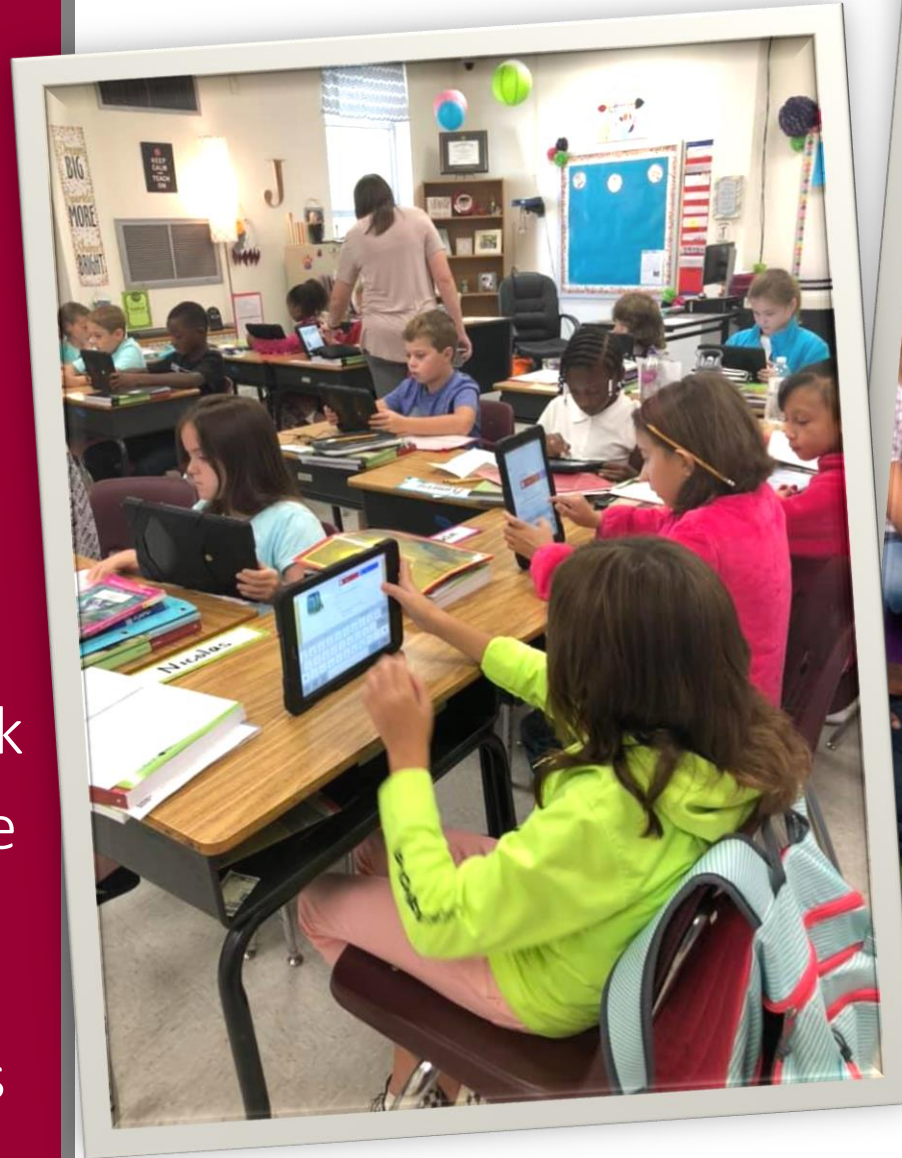
Detailed Planning

Specific & Timely Feedback

Strong Content Knowledge

Formative & Summative  
Assessments

Professional Relationships  
with Students






Providing Excellent  
Support and  
Feedback

Data Driven  
Timely

Consistent Targeted  
Professional Development  
that is Job-Embedded and  
Meaningful

Recognition of Students  
and Staff

Collaboration



PROVIDING EXCELLENT  
TEACHERS AND STAFF  
THROUGH RETENTION,  
RECRUITMENT AND  
PROFESSIONAL  
DEVELOPMENT EFFORTS

Data Driven

Clear Goals for CSD

Recruitment & Retention Plan

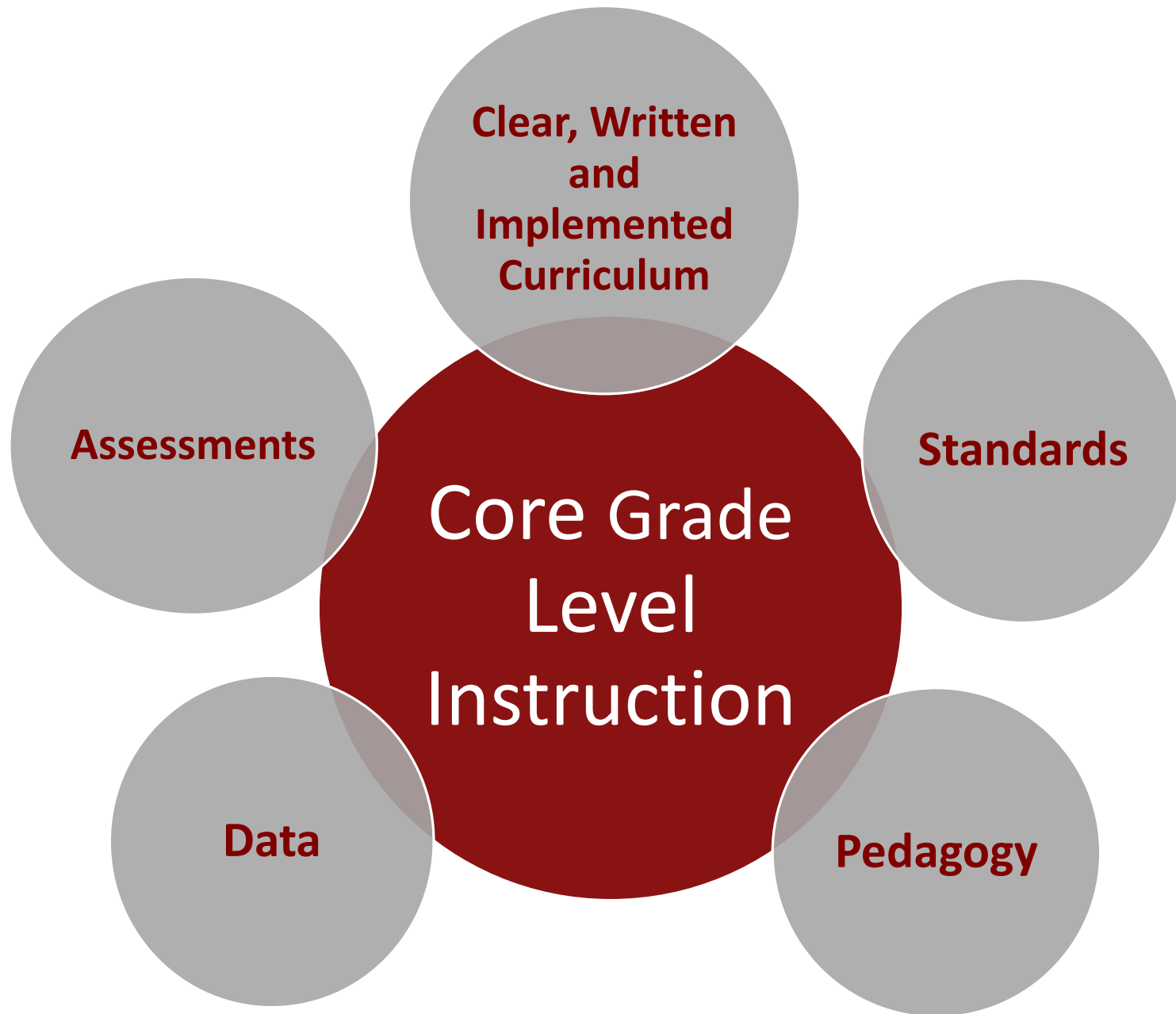
Timely Feedback

Professional Development

Community Support



As a result, students will be equipped with the skills necessary for the “Jobs of Tomorrow.”





**Theory of Action:** If the district implements a comprehensive support and accountability system while implementing District goals that include all classrooms providing core, grade level instruction through clear, written and implemented curriculum with a focus on standards, pedagogy, assessments and data and.....

Then....Crossett School District engages in continuous cycles of inquiry and improvement by reviewing District data to identify and address the needs within the district....

Then....Crossett School District will...spark student learning resulting in improved academic achievement in all content areas, including improved reading levels and student readiness for college, career and community engagement and close achievement gaps within the District.

**Tonight each Building Principal will share with you  
their.....**

---

**ACCREDITATION REPORT**

**SCHOOL INDEX REPORTS**

**SCHOOL IMPROVEMENT GOALS**



2019



## Crossett Elementary School

Accreditation  
Status: Accredited

# Crossett Elementary School Index Reports

Weighted Achievement-50%

Value Added Growth-35%

School Quality and Student Success – 15%

Student Engagement (K-11)

Reading at Grade Level (3-10)

Science Achievement (3-10)

Science Growth (4-10)



A service provided by ADE  
Office of Information Technology  
Created at 9/24/2019 8:31 AM



MY SCHOOL INFO  
SEARCH • COMPARE • INFORM

2018-2019  
LEA# 0201001

## 2018 - 2019 • Accountability At-a-Glance • Crossett Elementary School

Contact Information
Crossett Elementary School   Crossett School District
Principal: Veronica Robinson   Superintendent: Gary Williams
1100 Camp Rd Crossett, AR 71635-
<a href="http://www.crossettschools.org">http://www.crossettschools.org</a>   (870) 364-6521

Student Information			
Grades	PK - 4	Total Enrollment	653
Black	32.31 %	English Learners	1.53 %
Hispanic	2.30 %	Low-Income	72.13 %
White	61.72 %	Special Education	8.73 %

## Public School Rating Score (State Accountability: A-F Letter Grade)



\* Alternative Education (AE) program students included in attendance zone for school rating

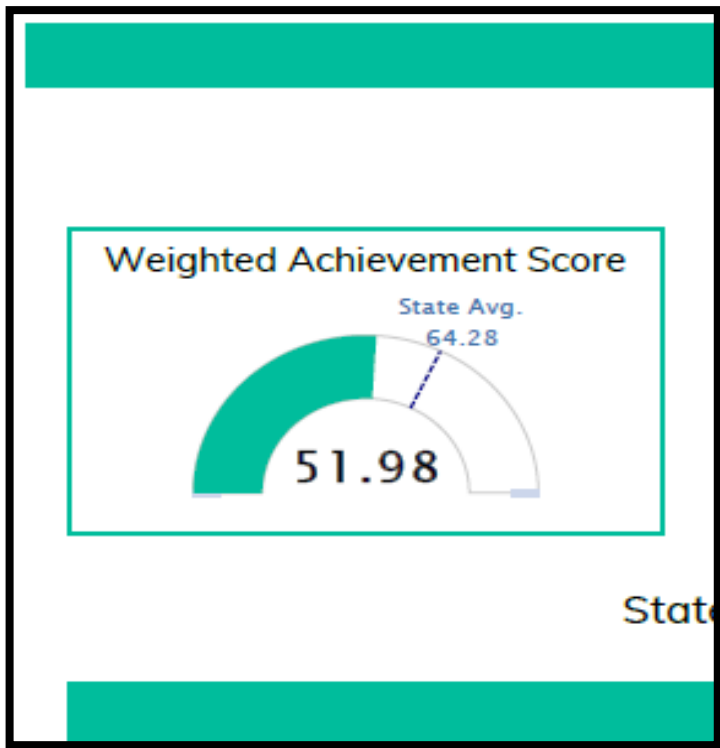
[Learn More about Public School Rating](#)

## School Performance on the ESSA School Index Score (Federal Accountability)

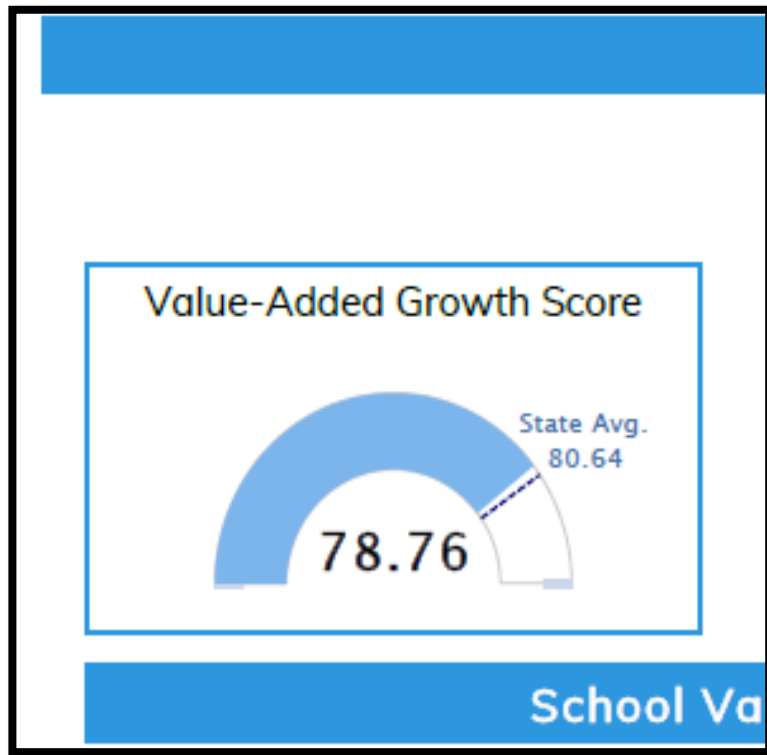


Graph represents where scores fall in comparison to state averages. For more information about the Every Student Succeeds Act and the ESSA School Index, visit [arkansased.gov](http://arkansased.gov).

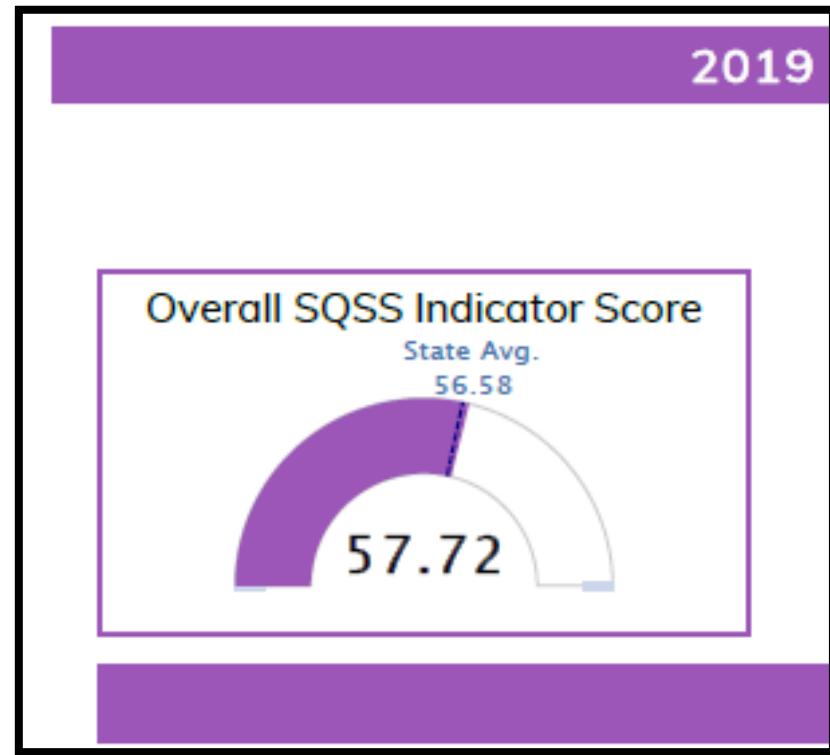




50%



35%



15%



Student Engagement Score



State Distribution of School-Level Student Engagement

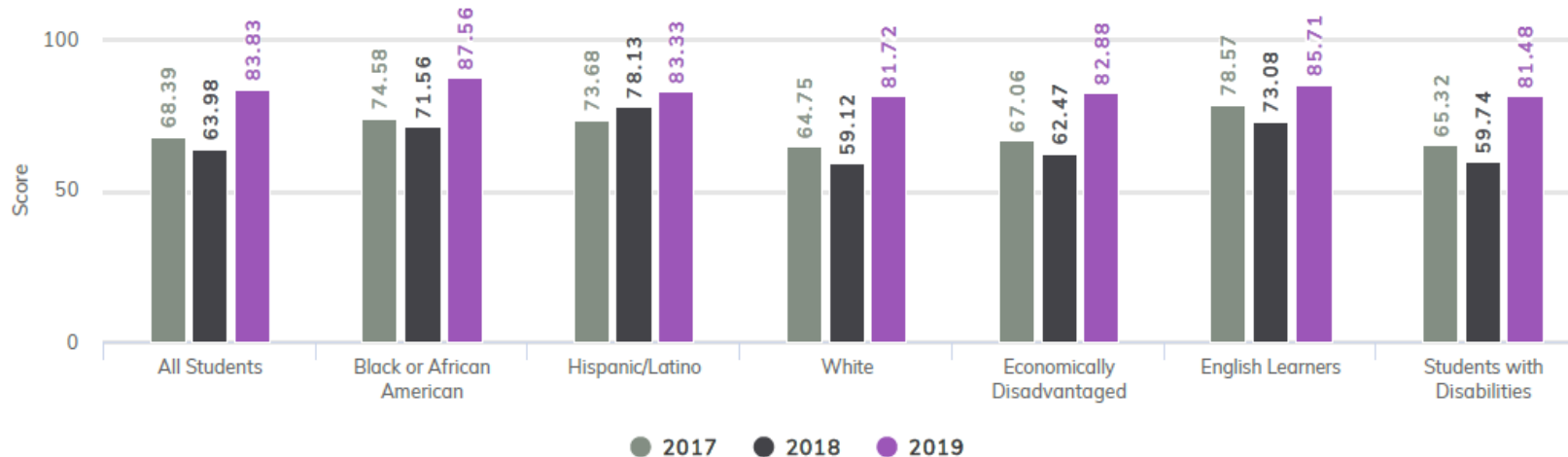
State Distribution Data is not available during the private LEA review period

Student Engagement Points Table

Score:  $(567.5 / 677) * 100 = 83.83$

Total Students	677
Total # Points Possible	677
Total # Points Earned	567.5
<b>Points Per Student</b>	
Student at low risk (absent less than 5% of time enrolled)	1.0 Point
Student at moderate risk (absent 5% to less than 10% of days enrolled)	0.5 Points
Student at high risk (absent 10% or more of days enrolled)	0.0 Points

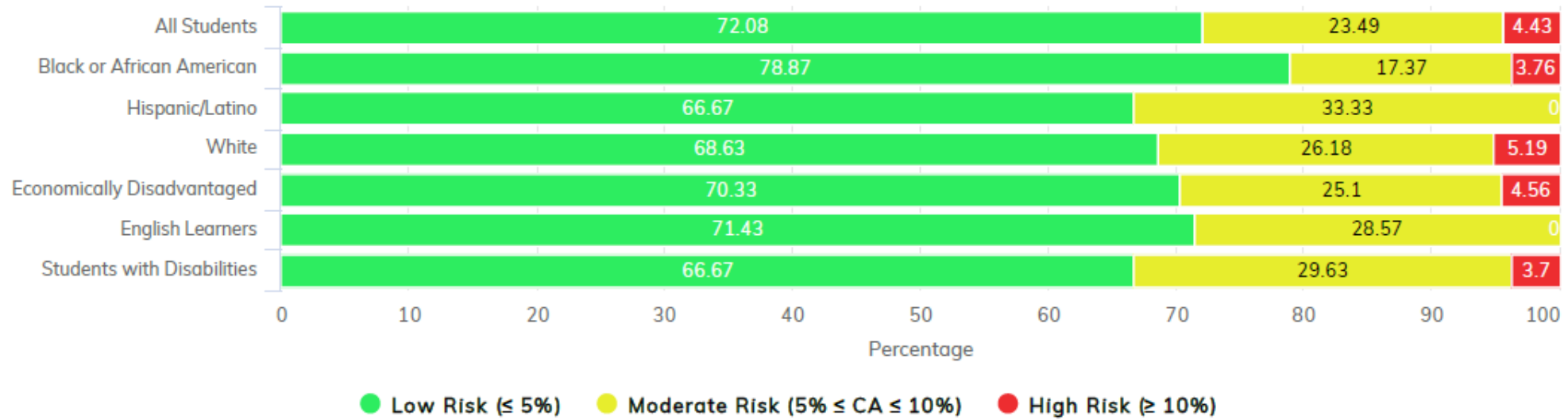
Percent of Points Earned for Student Engagement







**Percent of Students in Each Chronic Absence Risk Level**

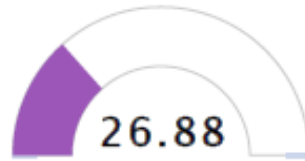


Population	Low Risk	Moderate Risk	High Risk
All Students	72.08	23.49	4.43
Black or African American	78.87	17.37	3.76
Hispanic/Latino	66.67	33.33	0
White	68.63	26.18	5.19
Economically Disadvantaged	70.33	25.1	4.56
English Learners	71.43	28.57	0
Students with Disabilities	66.67	29.63	3.7



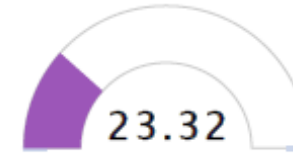
A service provided by ADE  
Office of Information Technology  
Created at 10/7/2019 8:57 PM

### Reading at Grade Level Score



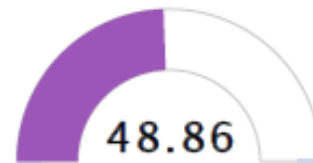
A service provided by ADE  
Office of Information Technology  
Created at 10/7/2019 8:57 PM

### Science Achievement Score



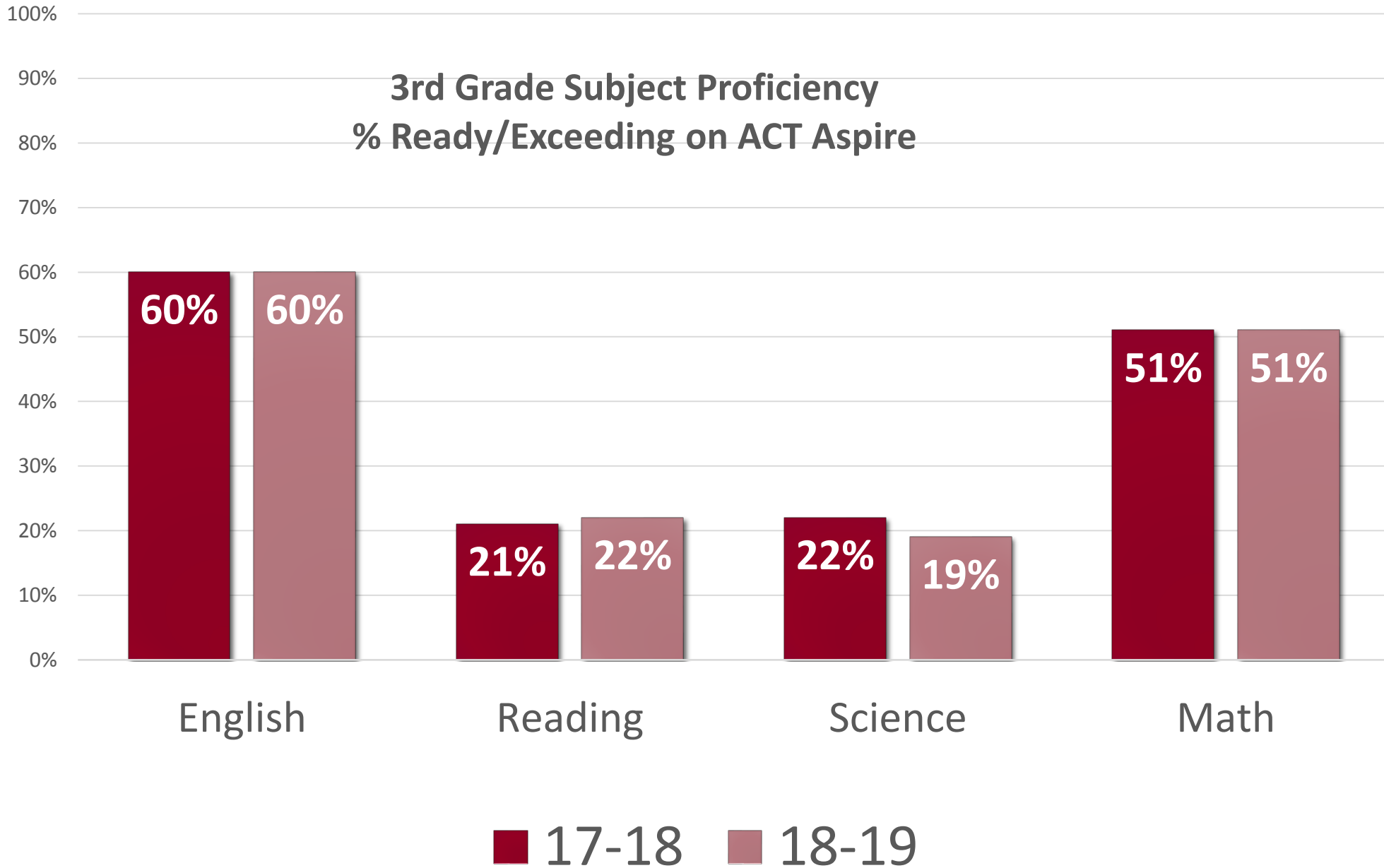
A service provided by ADE  
Office of Information Technology  
Created at 10/7/2019 8:57 PM

### Growth in Science Achievement Score

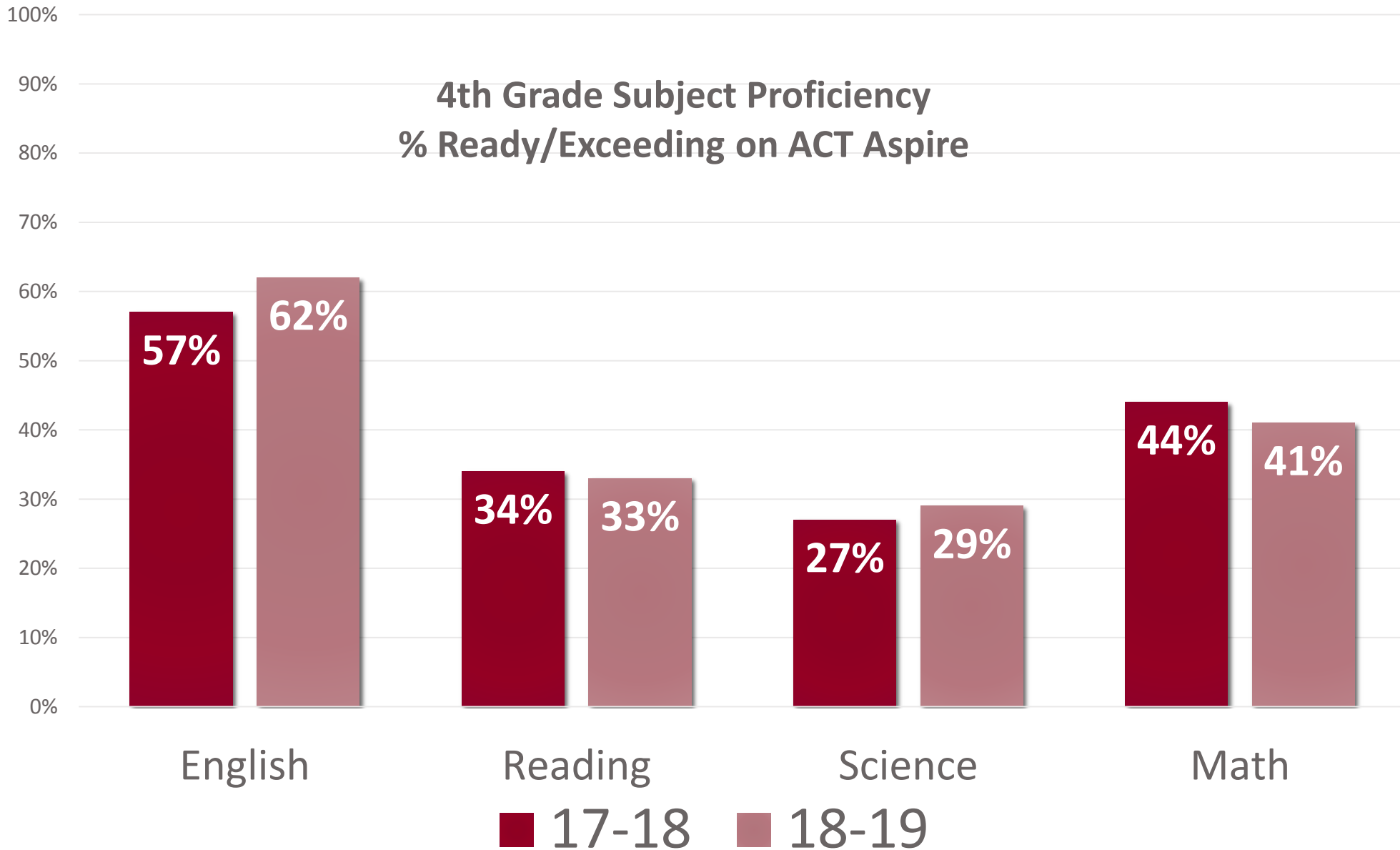




### 3rd Grade Subject Proficiency % Ready/Exceeding on ACT Aspire



### 4th Grade Subject Proficiency % Ready/Exceeding on ACT Aspire





R - I - S - E  
ARKANSAS

# School Level Improvement Plan Literacy Plan



R - I - S - E  
ARKANSAS

## Reading Initiative for Student Excellence

Create a Proficiency and an Awareness Pathway Plan for all staff in the district that outlines the required pathways that must be completed by 2021-2022 to demonstrate proficiency in knowledge and practices of scientific reading instruction or awareness in knowledge and practices of scientific reading instruction.

Intervention: Following the Proficiency Pathway Plan for Crossett Elementary School, staff will complete the required RISE training to fully understand the Science Of Reading, and will implement information and strategies gained through the training to fully meet the needs of all types of readers.



# School Level Improvement Plan Goals

To Increase the number of students reading on grade level through delivery of clear, written and taught curriculum

To Increase math achievement by enhancing instructional practices

To Increase the achievement of Science by enhancing instruction

Increase the achievement level of students in special education

To Increase the engagement of students through the enhancement of parental involvement activities

To enhance the health and wellness culture of CES

To create an environment that is safe, supportive and collaborative

# CORE GRADE LEVEL INSTRUCTION



GRADE LEVEL APPROPRIATE INSTRUCTIONAL MATERIALS

HIGHLY QUALIFIED TEACHERS

JOB EMBEDDED PROFESSIONAL DEVELOPMENT

TEACHER EXCELLENCE SUPPORT SYSTEM

# CLEAR, WRITTEN AND IMPLEMENTED CURRICULUM



Wilson's Foundations (Phonics Prek-4)

Wit & Wisdom (Literacy K-4)

Eureka Math (Prek-4)

Social Studies Weekly (K-2)

Social Studies (3-4) Houghton Mifflin Harcourt

Science-Project Lead the Way (Prek-4)

Science-Mystery Science (K-4)

Supportive Supplemental Materials



# STANDARDS

## CONSISTENT CURRICULUM THAT COVERS THE ARKANSAS STATE ACADEMIC STANDARDS


- Wilson's Foundations (Phonics Prek-4)
- Wit & Wisdom (Literacy K-4)
- Eureka Math (Prek-4)
- Social Studies Weekly (K-2)
- Social Studies (3-4) Houghton Mifflin Harcourt
- Science-Project Lead the Way (Prek-4)
- Science-Mystery Science (K-4)
- Supportive Supplemental Materials

## GRADE LEVEL PLANNING

## ASSESSMENTS



# PEDAGOGY



10/16/2019

PROVIDING TEACHERS WITH EFFECTIVE FEEDBACK TO SUPPORT CURRICULUM IMPLEMENTATION THROUGH CLASSROOM OBSERVATIONS

PROVIDING POINT IN TIME PROFESSIONAL DEVELOPMENT TO SUPPORT CURRICULUM IMPLEMENTATION


- Literacy Coach
- Curriculum Consultants
- Curriculum Specialists-Southeast Educational Cooperative

# ASSESSMENT DATA

## COMMON ASSESSMENTS EMBEDDED IN THE INSTRUCTIONAL PROGRAMS

### PROGRESS MONITORING OF STUDENTS' ACADEMIC GROWTH

- MAP Interim Assessments K-4 (Measures of Academic Proficiency)
- The Phonological Awareness Skills Test (PAST)
- Developmental Spelling Assessment (DSA)
- iRead (web based reading intervention)
- Dyslexia Interventions





# Questions or Comments

---

2019



# Crossett Middle School

Accreditation  
Status: Accredited

# Crossett Middle School Index Reports

Weighted Achievement-50%

Value Added Growth-35%

School Quality and Student Success – 15%

Student Engagement (K-11)

Reading at Grade Level (3-10)

Science Achievement (3-10)

Science Growth (4-10)



A service provided by ADE  
Office of Information Technology  
Created at 9/24/2019 8:35 AM



MY SCHOOL INFO  
SEARCH • COMPARE • INFORM

2018-2019  
LEA# 0201008

## 2018 - 2019 • Accountability At-a-Glance • Crossett Middle School

### Contact Information

Crossett Middle School | Crossett School District  
Principal: Dora Lynn Parker | Superintendent: Gary Williams  
100 Coach Ed Johnson Dr Crossett, AR 71635-  
<http://www.crossettschools.org> | (870) 364-4712

### Student Information

Grades	5 - 8	Total Enrollment	478
Black	33.68 %	English Learners	3.14 %
Hispanic	3.77 %	Low-Income	64.64 %
White	60.46 %	Special Education	9.00 %

## Public School Rating Score (State Accountability: A-F Letter Grade)



\* Alternative Education (AE) program students included in attendance zone for school rating

[Learn More about Public School Rating](#)

## School Performance on the ESSA School Index Score (Federal Accountability)



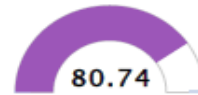
Graph represents where scores fall in comparison to state averages. For more information about the Every Student Succeeds Act and the ESSA School Index, visit [essex.edu](#).



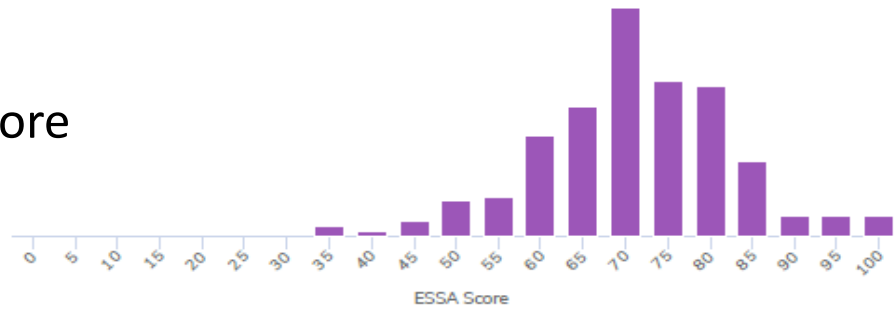




Student Engagement Score



State Distribution of School-Level Student Engagement



## Student Engagement Score

Student Engagement Points Table

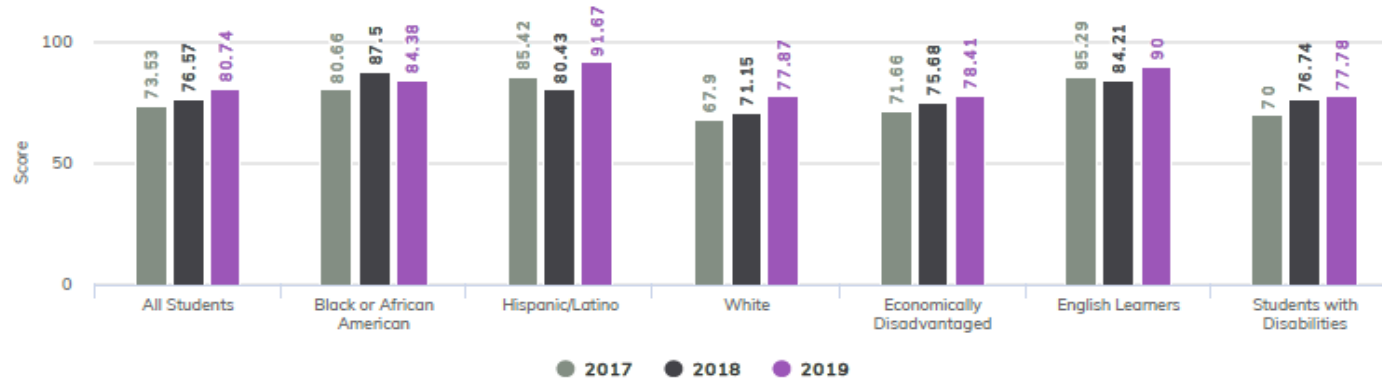
Score:  $(383.5 / 475) * 100 = 80.74$

Total Students	475
Total # Points Possible	475
Total # Points Earned	383.5

Points Per Student

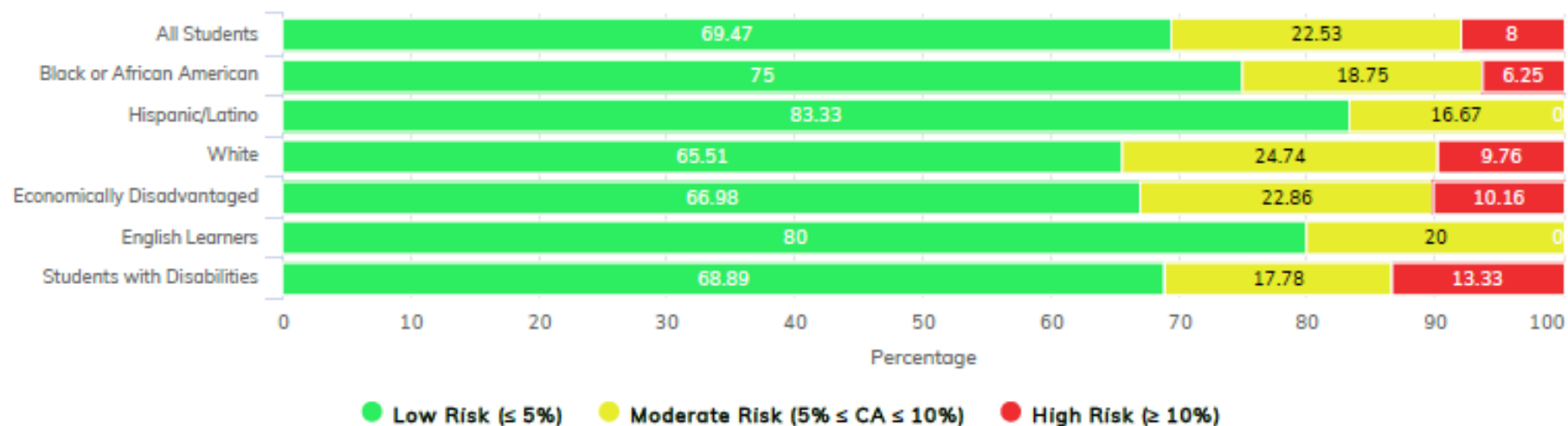
Student at low risk (absent less than 5% of time enrolled)	1.0 Point
Student at moderate risk (absent 5% to less than 10% of days enrolled)	0.5 Points
Student at high risk (absent 10% or more of days enrolled)	0.0 Points

Percent of Points Earned for Student Engagement





### Percent of Students in Each Chronic Absence Risk Level



Population	Low Risk	Moderate Risk	High Risk
All Students	69.47	22.53	8
Black or African American	75	18.75	6.25
Hispanic/Latino	83.33	16.67	0
White	65.51	24.74	9.76
Economically Disadvantaged	66.98	22.86	10.16
English Learners	80	20	0
Students with Disabilities	68.89	17.78	13.33



A service provided by ADE  
Office of Information Technology  
Created at 10/8/2019 7:58 PM

### Reading at Grade Level Score



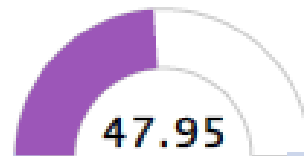
A service provided by ADE  
Office of Information Technology  
Created at 10/8/2019 7:58 PM

### Science Achievement Score

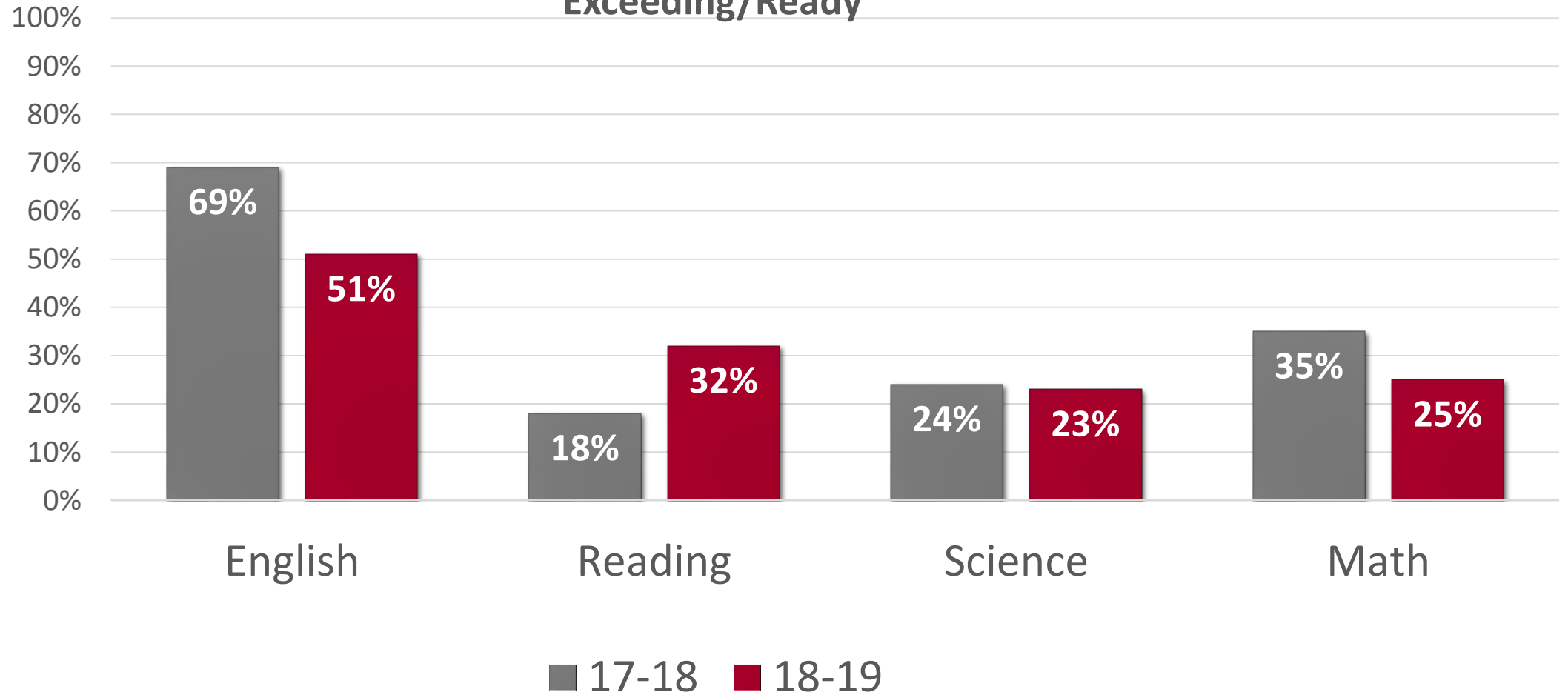


A service provided by ADE  
Office of Information Technology  
Created at 10/8/2019 7:58 PM

### Growth in Science Achievement Score

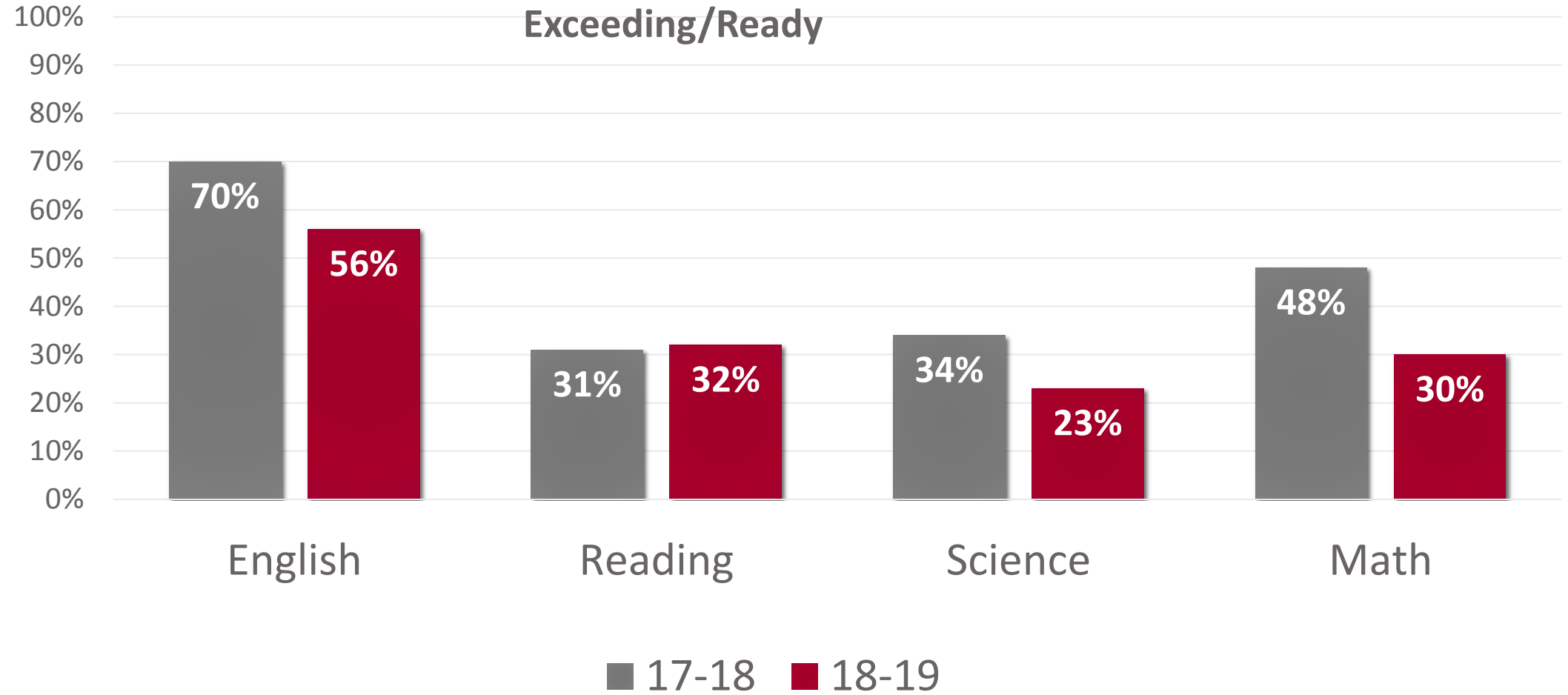


**5th Grade**  
**18-19 Subject Proficiency by Grade Level**  
**Exceeding/Ready**

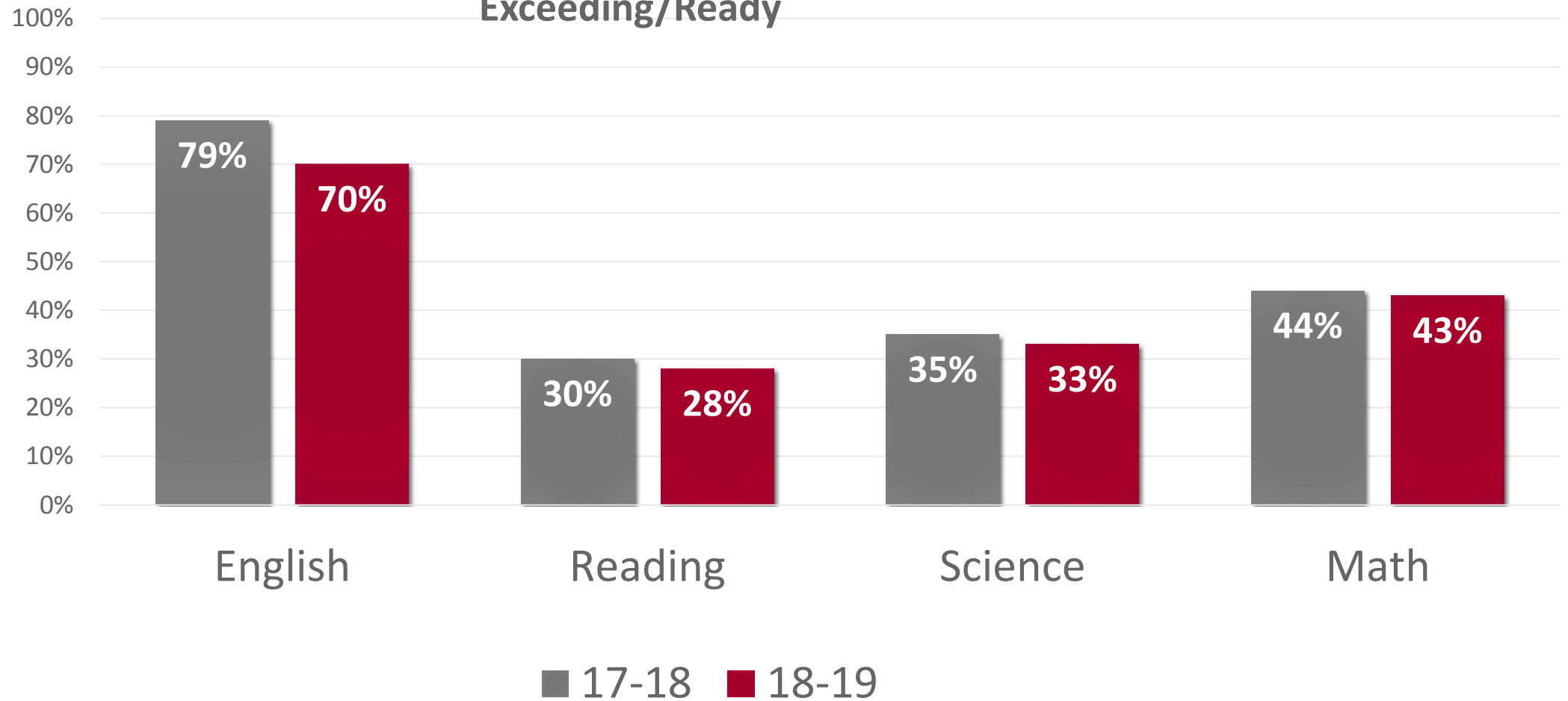




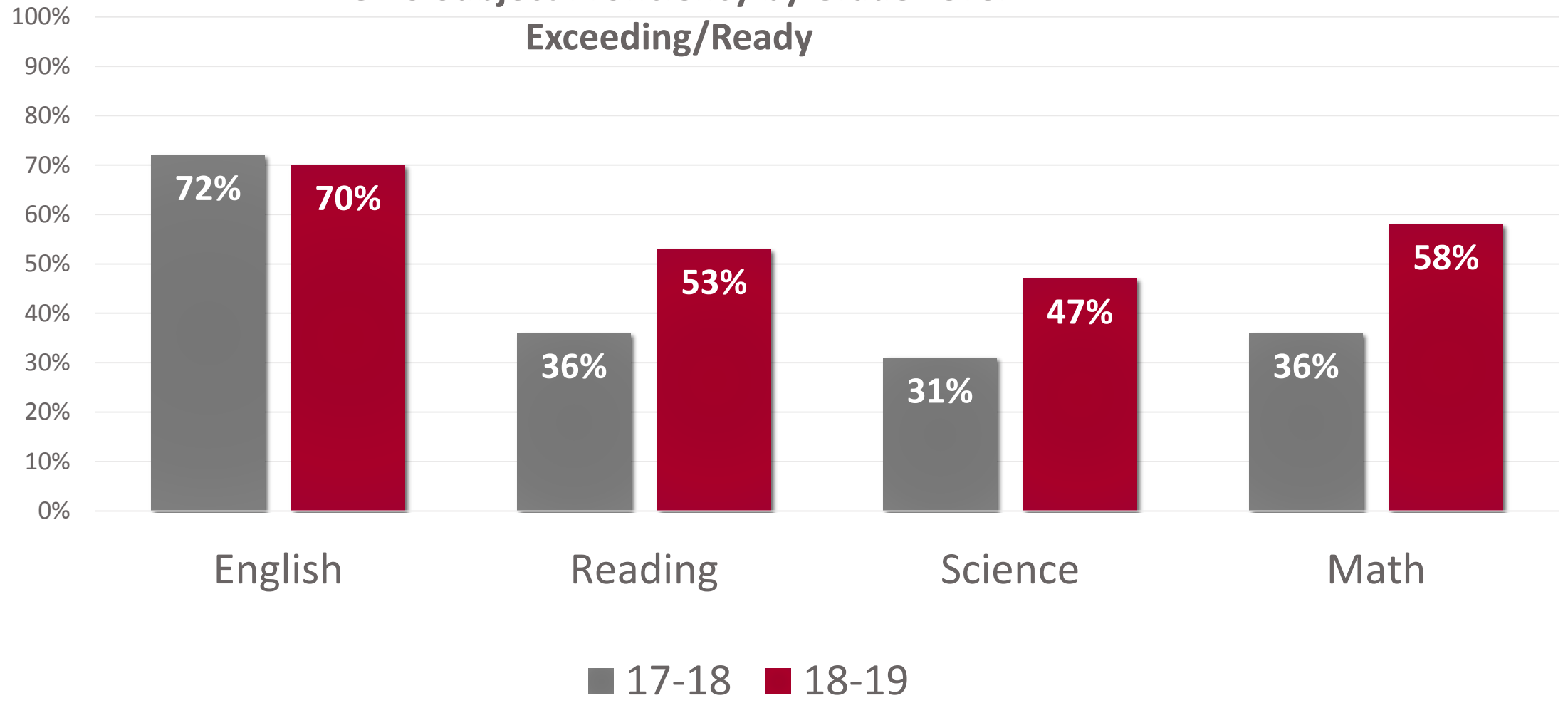
**6th Grade**  
**18-19 Subject Proficiency by Grade Level**  
**Exceeding/Ready**



**7th Grade**  
**18-19 Subject Proficiency by Grade Level**  
**Exceeding/Ready**



**8th Grade**  
**18-19 Subject Proficiency by Grade Level**  
**Exceeding/Ready**





R - I - S - E  
ARKANSAS

# CMS School Level Improvement Plan Literacy Plan



R - I - S - E  
ARKANSAS

## Reading Initiative for Student Excellence

Create a Proficiency and an Awareness Pathway Plan for all staff in the district that outlines the required pathways that must be completed by 2021-2022 to demonstrate proficiency in knowledge and practices of scientific reading instruction or awareness in knowledge and practices of scientific reading instruction.

Intervention: Following the Proficiency Pathway Plan for Crossett Middle School, staff will complete the required RISE training to fully understand the Science Of Reading, and will implement information and strategies gained through the training to fully meet the needs of all types of readers.



# School Level Improvement Plan Goals

To Increase the overall percentage of students reading on grade level by 10% in each grade for the 2019-20 school year.

Increase student daily attendance for the purpose of improving student achievement by being present during instructional time.

Increase the overall math and science achievement by 10% on the ACT Aspire.

Develop a safe, supportive, and collaborative culture at CMS by nurturing strong relationships with students, parents and the community.

# School Level Improvement Plan Goals

Inform and educate students on the importance of a healthy lifestyle for better physical and mental wellness.

CMS will provide multiple opportunities for the growth of parent engagement through the Parent Teacher Organization, Parent Engagement Committee, the use of HRS survey feedback and focus group feedback.

# CORE GRADE LEVEL INSTRUCTION

## CLEAR, WRITTEN AND IMPLEMENTED CURRICULUM



# CONSISTENT CORE GRADE LEVEL INSTRUCTION THROUGH THE IMPLEMENTATION OF CORE GRADE LEVEL APPROPRIATE CURRICULUM IN CORE CONTENT CLASSES

CONSISTENT IMPLEMENTATION OF:  
LITERACY CURRICULUM WIT & WISDOM IN K-6<sup>TH</sup> GRADE  
MATH CURRICULUM EUREKA MATH IN PREK-5<sup>TH</sup> GRADE  
SOCIAL STUDIES-HMH 3<sup>RD</sup>-6<sup>TH</sup> GRADE  
SCIENCE-HMH & PLTW (PREK-6<sup>TH</sup>)

CONSISTENT IMPLEMENTATION OF SUMMIT LEARNING  
CORE CONTENT CURRICULUM IN GRADES 7-8

- ENGLISH
- MATH (Open Up Resources grade 6-10)
- SOCIAL STUDIES
- SCIENCE

# STANDARDS

IMPLEMENTING CONSISTENT CURRICULUM  
GRADES 5-8 ALIGNED WITH THE ARKANSAS STATE  
ACADEMIC STANDARDS

UTILIZING TEAM AND GRADE LEVEL MEETINGS TO  
ENSURE MASTERY OF STANDARDS IS ACHIEVED

UTILIZING CLASSROOM OBSERVATIONS BY  
ADMINISTRATORS AND CONSULTANTS TO ENSURE  
MASTERY OF STANDARDS IS ACHIEVED.





## PEDAGOGY

SUMMIT PROFESSIONAL DEVELOPMENT THREE TIMES EACH YEAR

JOB-EMBEDDED PROFESSIONAL DEVELOPMENT THROUGH OUTSIDE CONSULTANTS FOR WIT & WISDOM, EUREKA MATH

CMS MATH COACH

SPECIALISTS FROM THE SE EDUCATIONAL COOPERATIVE

ADMINISTRATOR CLASSROOM OBSERVATIONS TO PROVIDE INSTRUCTIONAL SUPPORT

## ASSESSMENT AND DATA

COMMON ASSESSMENTS USED BY TEACHERS IN CORE CONTENT AREAS BECAUSE OF CONSISTENT CURRICULUM.

MEASURES OF ACADEMIC PROFICIENCY (MAP) ASSESSMENTS (GRADES K-11) THREE TIMES EACH YEAR


ACT ASPIRE ASSESSMENT

CONSISTENT REVIEW OF DATA AT THE BUILDING AND DISTRICT LEVEL

# Questions or Comments

---

2019



# Crossett High School

Accreditation  
Status: Accredited

# Crossett High School School Index Reports

Weighted Achievement-35%  
Value Added Growth-35%  
Graduation Rate-15%  
School Quality and Student  
Success – 15%



A service provided by ADE  
Office of Information Technology  
Created at 9/24/2019 8:39 AM



MY SCHOOL INFO  
SEARCH • COMPARE • INFORM

2018-2019  
LEA# 0201006

## 2018 - 2019 • Accountability At-a-Glance • Crossett High School

### Contact Information

Crossett High School | Crossett School District  
Principal: Anthony Boykin | Superintendent: Gary Williams  
301 W 9th Ave Crossett, AR 71635-  
<http://www.crossettschools.org> | (870) 364-2625

### Student Information

Grades	9 - 12	Total Enrollment	502
Black	35.66 %	English Learners	1.59 %
Hispanic	1.79 %	Low-Income	49.60 %
White	61.75 %	Special Education	9.76 %

## Public School Rating Score (State Accountability: A-F Letter Grade)



\* Alternative Education (AE) program students included in attendance zone for school rating

[Learn More about Public School Rating](#)

## School Performance on the ESSA School Index Score (Federal Accountability)

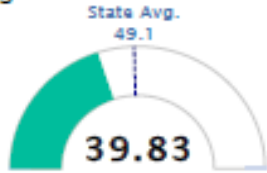






A service provided by ADE  
Office of Information Technology  
Created at 10/7/2019 9:21 PM

### Weighted Achievement Score



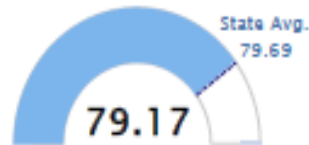
State [

50%



A service provided by ADE  
Office of Information Technology  
Created at 10/7/2019 9:21 PM

### Value-Added Growth Score



School Value

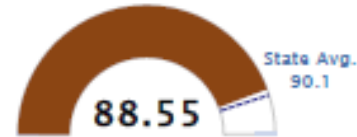
35%



A service provided by ADE  
Office of Information Technology  
Created at 10/7/2019 9:21 PM

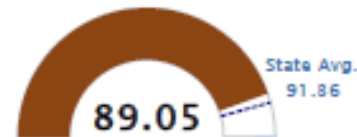
2

### 4-Year Graduation Rate



Adjusted cohort for 2015 to 2018

### 5-Year Graduation Rate



Adjusted cohort for 2014 to 2018

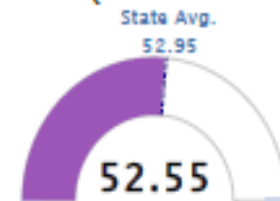
15%



A service provided by ADE  
Office of Information Technology  
Created at 10/7/2019 9:21 PM

2019

### Overall SQSS Indicator Score



15%

### Student Engagement Score



### State Distribution of School-Level Student Engagement

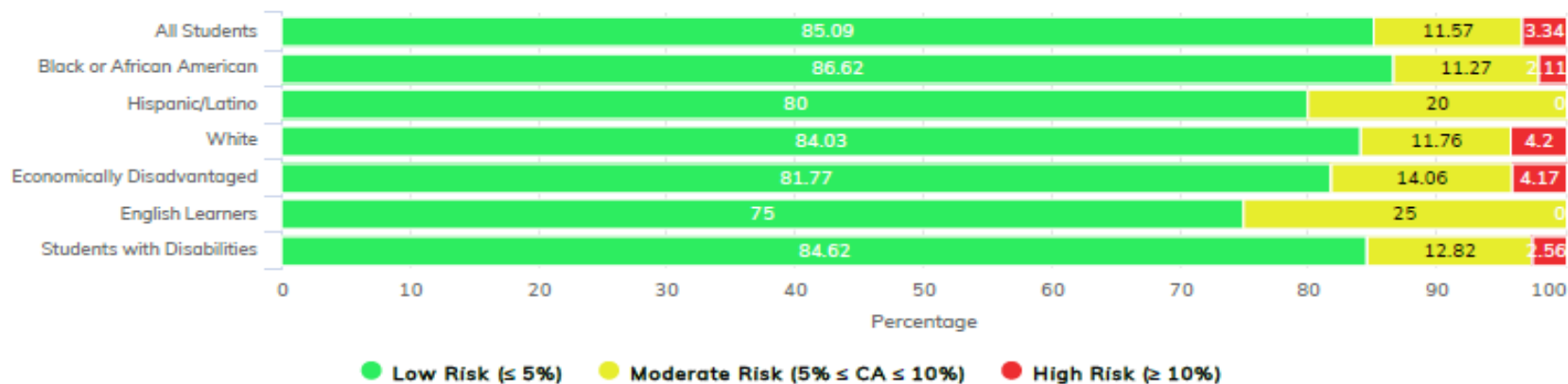
State Distribution Data is not available during the private LEA review period

### Student Engagement Points Table

Score:  $(353.5 / 389) * 100 = 90.87$

Total Students	389
Total # Points Possible	389
Total # Points Earned	353.5
<b>Points Per Student</b>	
Student at low risk (absent less than 5% of time enrolled)	1.0 Point
Student at moderate risk (absent 5% to less than 10% of days enrolled)	0.5 Points
Student at high risk (absent 10% or more of days enrolled)	0.0 Points

### Percent of Students in Each Chronic Absence Risk Level

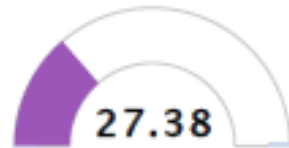


Population	Low Risk	Moderate Risk	High Risk
All Students	85.09	11.57	3.34
Black or African American	86.62	11.27	2.11
Hispanic/Latino	80	20	0
White	84.03	11.76	4.2
Economically Disadvantaged	81.77	14.06	4.17
English Learners	75	25	0
Students with Disabilities	84.62	12.82	2.56



A service provided by ADE  
Office of Information Technology  
Created at 10/7/2019 9:21 PM

### Reading at Grade Level Score



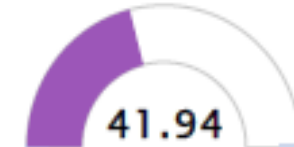
A service provided by ADE  
Office of Information Technology  
Created at 10/7/2019 9:21 PM

### Science Achievement Score



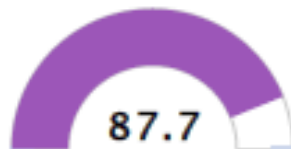
A service provided by ADE  
Office of Information Technology  
Created at 10/7/2019 9:21 PM

### Growth in Science Achievement Score



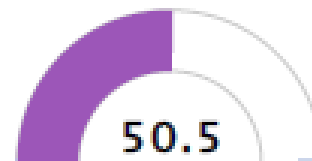
A service provided by ADE  
Office of Information Technology  
Created at 10/7/2019 9:21 PM

### On-Time Credits Score



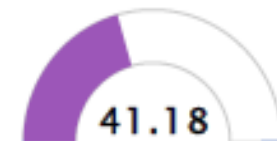
A service provided by ADE  
Office of Information Technology  
Created at 10/7/2019 9:21 PM

### GPA 2.8 or Higher on 4.0 Scale Score



A service provided by ADE  
Office of Information Technology  
Created at 10/7/2019 9:21 PM

### Points Earned for ACT Composite of 19 or Greater





A service provided by ADE  
Office of Information Technology  
Created at 10/7/2019 9:21 PM

### ACT Readiness Benchmark



A service provided by ADE  
Office of Information Technology  
Created at 10/7/2019 9:21 PM

### AP/IB/Concurrent Credit Course(s) Score



AP



A service provided by ADE  
Office of Information Technology  
Created at 10/7/2019 9:21 PM

### Computer Science Course Credits Score



Co



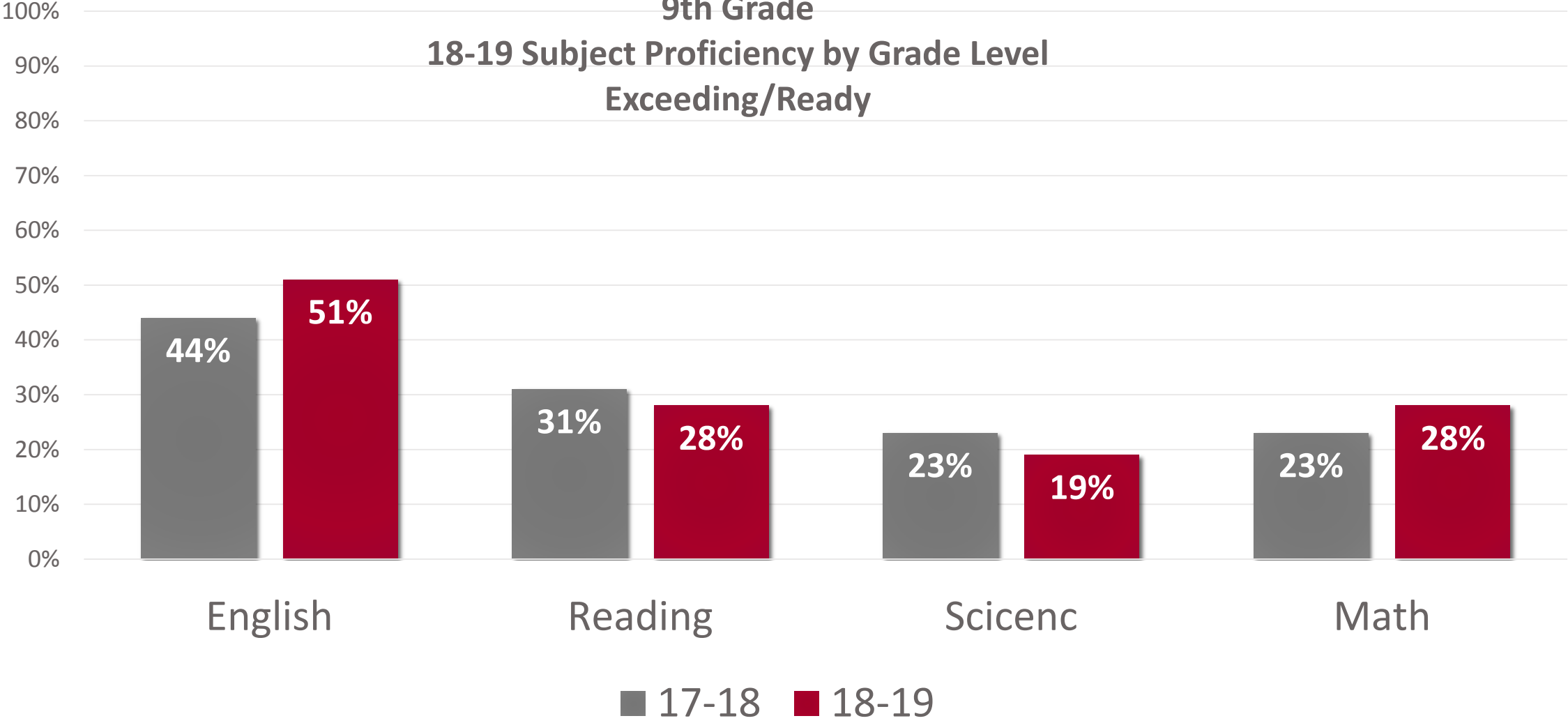
A service provided by ADE  
Office of Information Technology  
Created at 10/7/2019 9:21 PM

### Community Service Learning Credits Earned Score



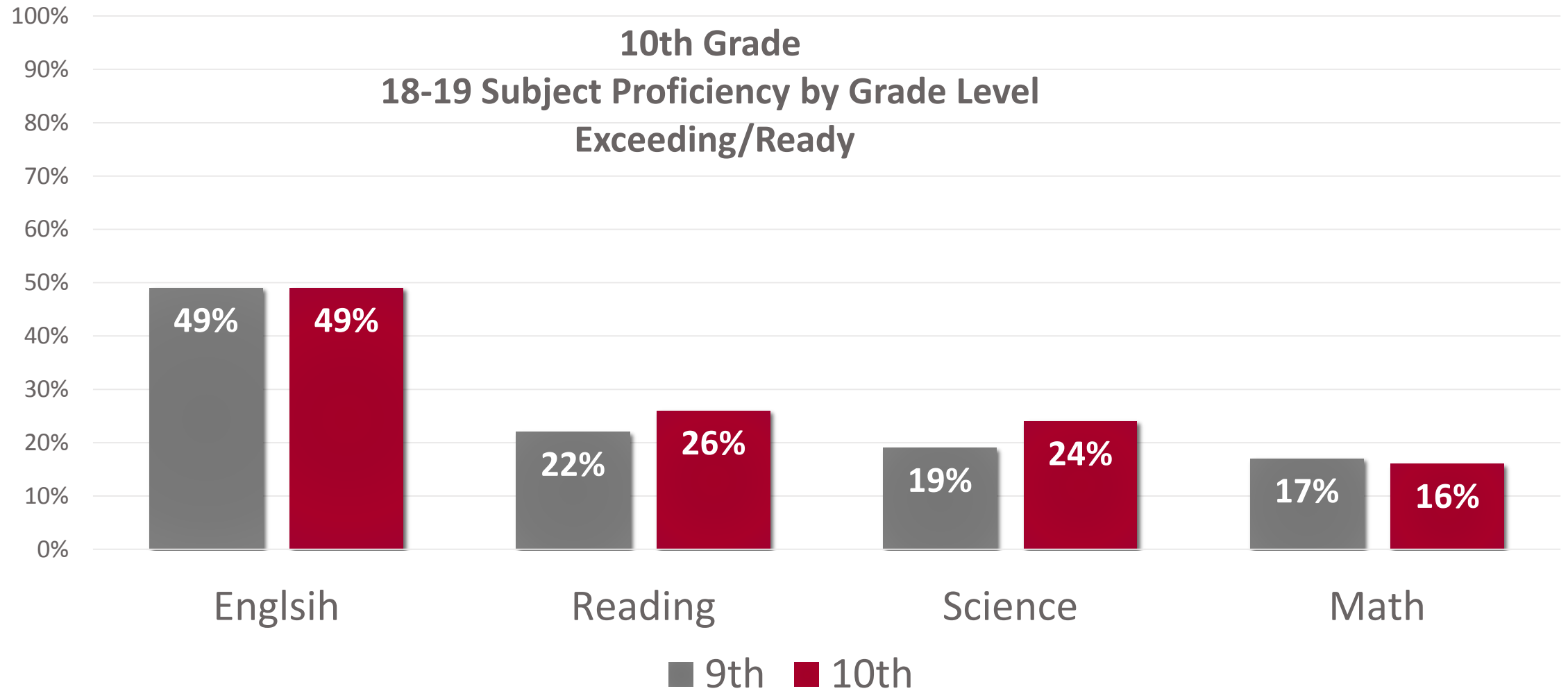
Com

**9th Grade**  
**18-19 Subject Proficiency by Grade Level**  
**Exceeding/Ready**



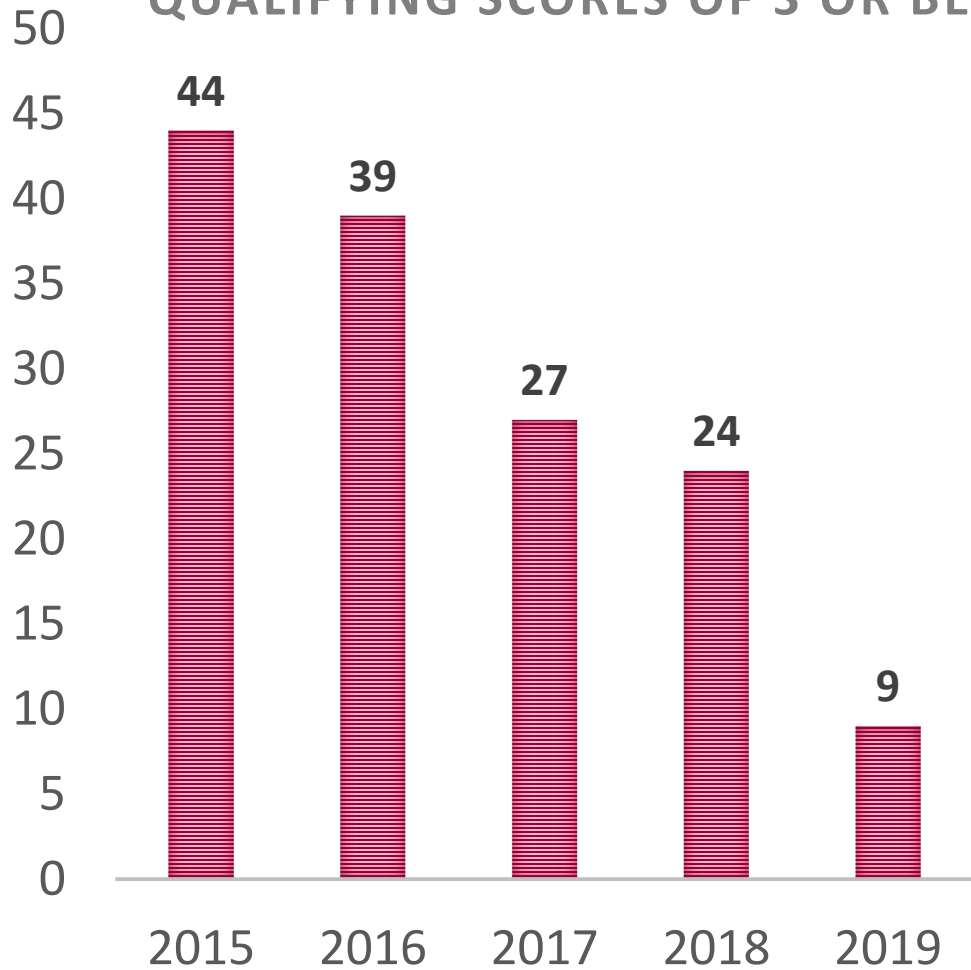


**10th Grade**  
**18-19 Subject Proficiency by Grade Level**  
**Exceeding/Ready**



# Advanced Placement

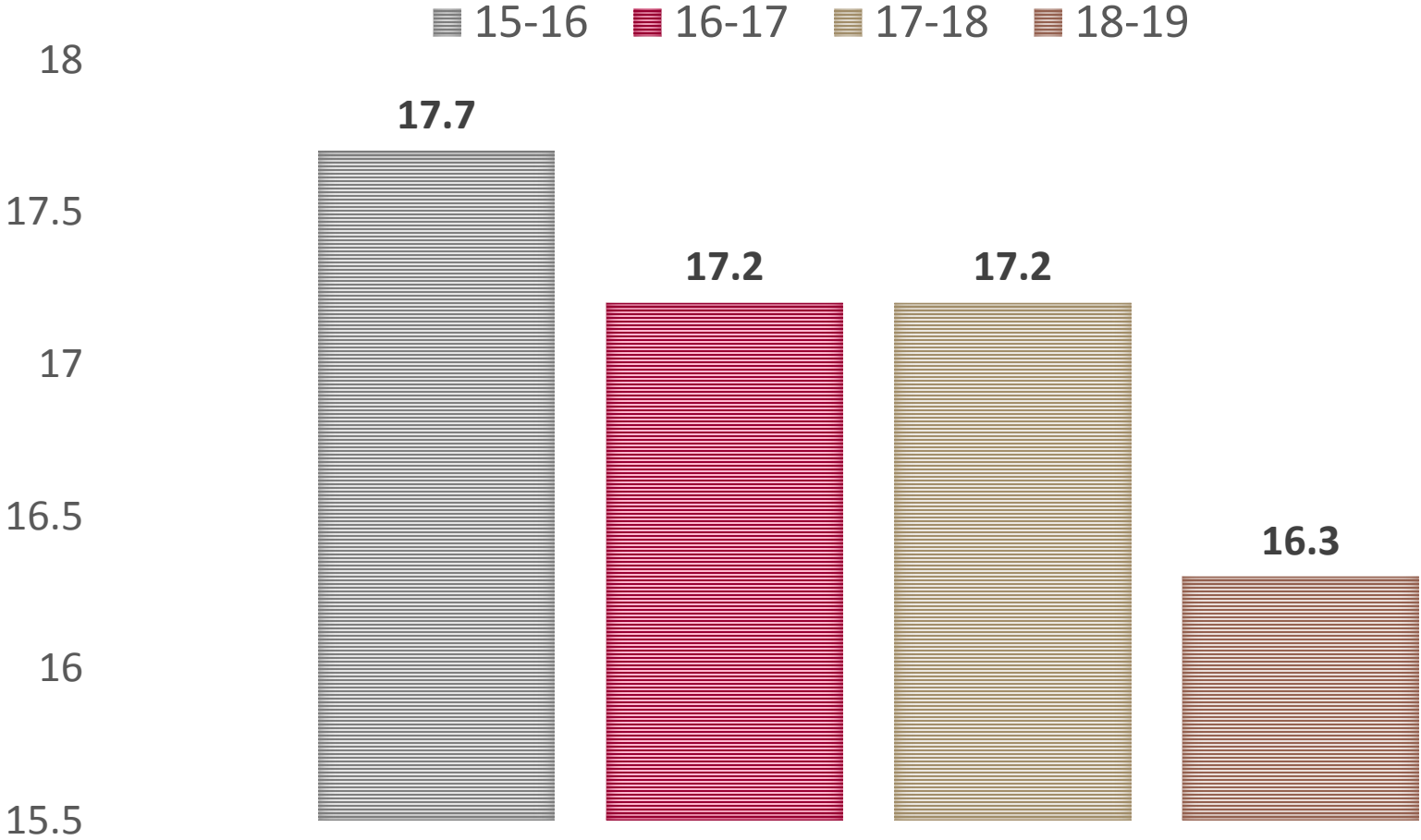
QUALIFYING SCORES OF 3 OR BETTER



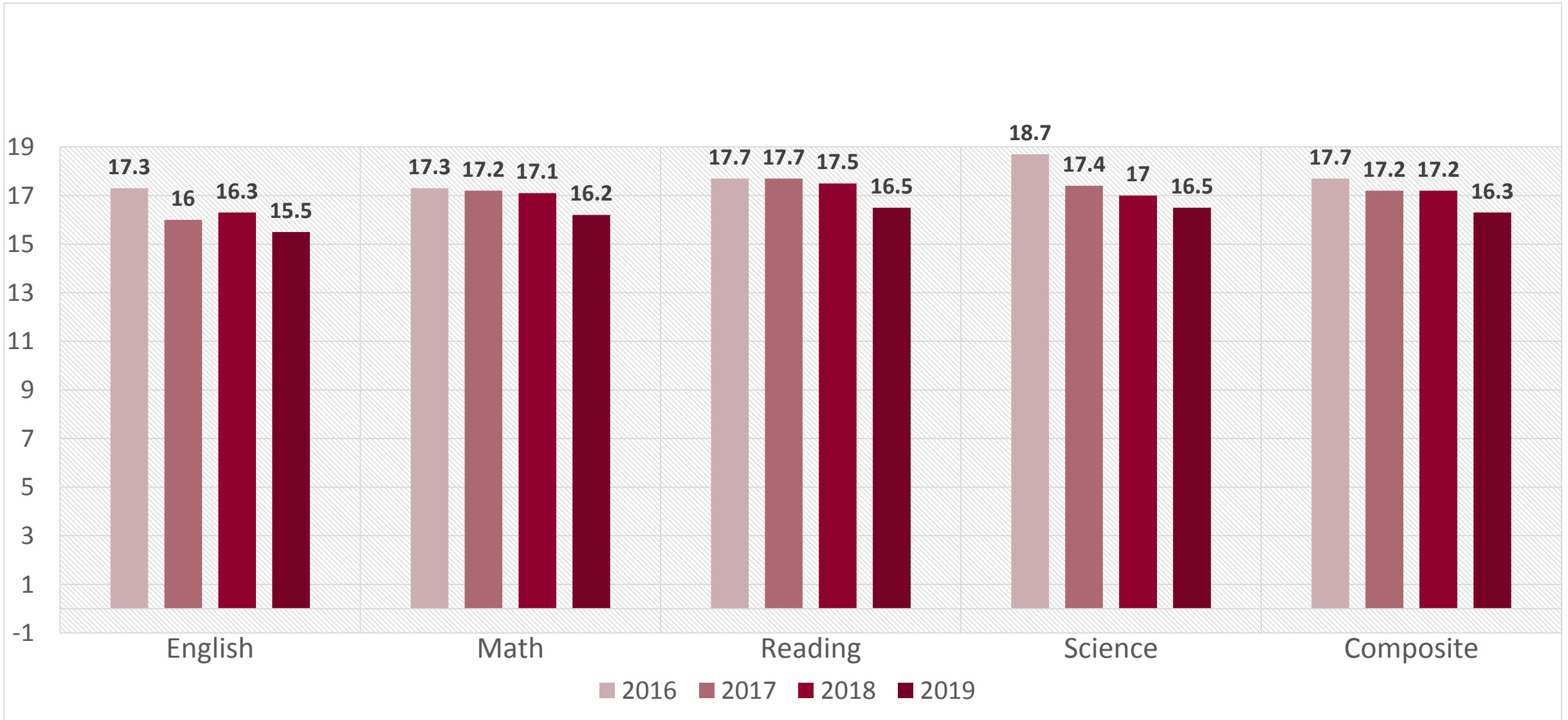
## SCHOOL SUMMARY

	2015	2016	2017	2018	2019
Total AP Students	136	122	115	116	76
Number of Exams	241	184	210	195	124
AP Students with Scores 3+	30	27	20	19	9
% of Total AP Students with Scores 3+	22.1	22.1	17.4	16.4	11.8

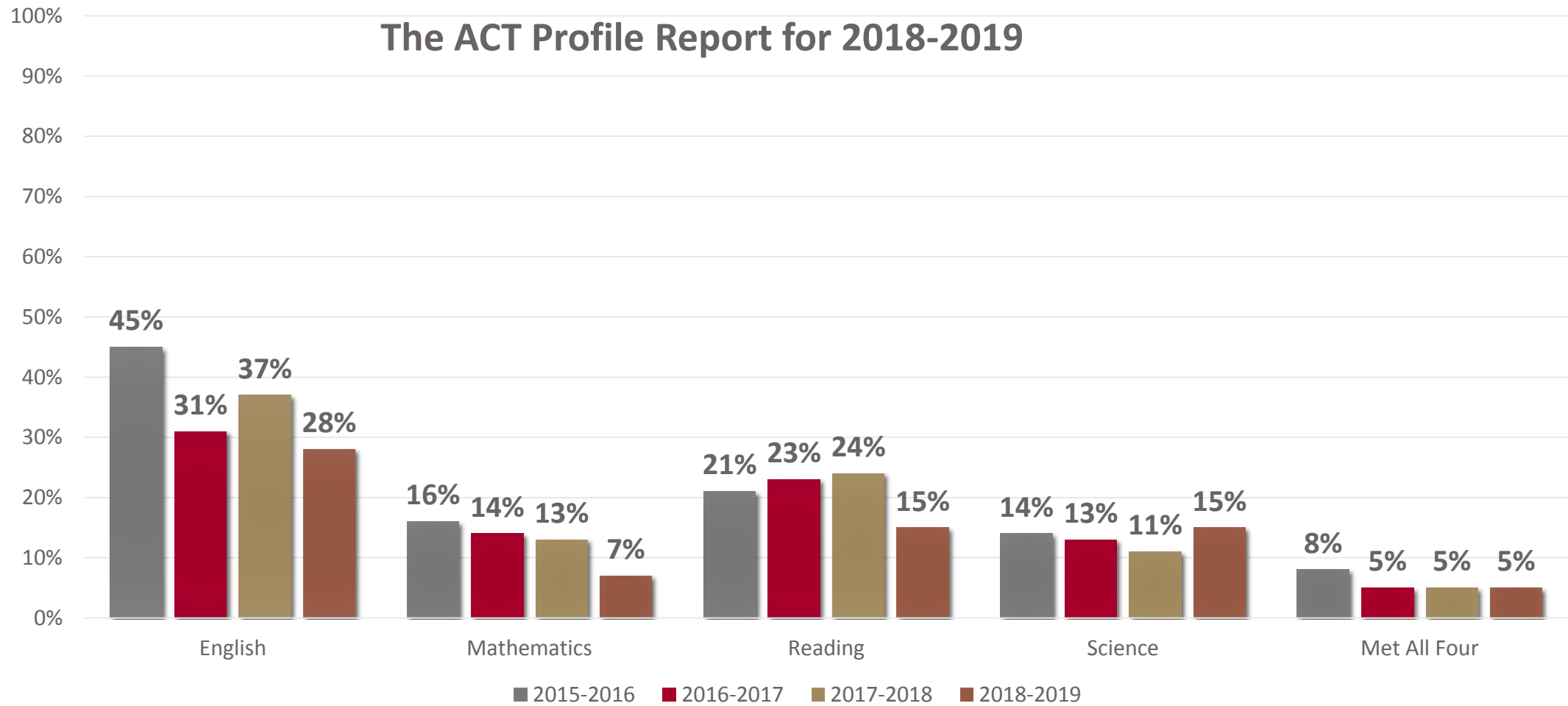
# CHS ACT AVERAGE COMPOSITE SCORES



# Average ACT Scores 11<sup>th</sup> Grade



# Percent of Student Who Met College Readiness Benchmarks







R - I - S - E  
ARKANSAS

# CHS School Level Improvement Plan Literacy Plan



R - I - S - E  
ARKANSAS

## Reading Initiative for Student Excellence

Create a Proficiency and an Awareness Pathway Plan for all staff in the district that outlines the required pathways that must be completed by 2021-2022 to demonstrate proficiency in knowledge and practices of scientific reading instruction or awareness in knowledge and practices of scientific reading instruction.

Intervention: Following the Proficiency Pathway Plan for Crossett High School, staff will complete the required RISE training to fully understand the Science Of Reading, and will implement information and strategies gained through the training to fully meet the needs of all types of readers.

# School Level Improvement Plan Goals

To Increase the overall percentage of students reading on grade level by 10% in each grade for the 2019-20 school year.

Increase the overall math and science achievement by 10% on both ACT and ACT Aspire.

Develop a Safe, Supportive, and Collaborative Culture at CHS.

Increase student daily attendance for the purpose of improving student achievement by being present during instructional time.

# School Level Improvement Plan Goals

**Crossett High School will create an environment of collaboration and learning** by nurturing strong relationships with families and community to improve student achievement, as measured by growth in the eight required family plan components from the beginning of the school year to the end of the school year.

**Increase the students' awareness of health choices** which include but are not limited to: tobacco use (cigarettes, Juuls, etc.), drug use, alcohol use, eating habits, exercise, etc. for the purpose of helping students to make wise choices about their health which tends to help students perform better in school.

# CORE GRADE LEVEL INSTRUCTION



CORE GRADE INSTRUCTION IS ENSURED BY THE IMPLEMENTATION GRADE LEVEL APPROPRIATE CURRICULUM IN CORE CONTENT CLASSES THROUGH SUMMIT LEARNING GRADES 7-10

ENGAGE NEW YORK MATH IN NON-SUMMIT COURSES

READING FOCUS DURING EAGLE TIME

NEW ADVANCED PLACEMENT COLLEGE BOARD RESOURCES TO SUPPORT CONSISTENCY

JOB EMBEDDED PROFESSIONAL DEVELOPMENT

# CLEAR, WRITTEN AND IMPLEMENTED CURRICULUM



## CONSISTENT IMPLEMENTATION OF SUMMIT LEARNING CORE CONTENT CURRICULUM IN GRADES 7-10

- ENGLISH
- MATH (Open Up Resources grade 6-10)
- Social Studies
- Science
- Consistent rubrics for core writing and reading grades 7-10
- SUMMIT CURRICULUM WILL EXPAND TO MOST CORE CONTENT CLASSES IN THE NEXT TWO YEARS



# STANDARDS

## IMPLEMENTING CONSISTENT CURRICULUM GRADES 7-12 ALIGNED WITH THE ARKANSAS STATE ACADEMIC STANDARDS

UTILIZING TEAM MEETINGS TO ENSURE MASTERY  
OF STANDARDS IS ACHIEVED THROUGH FOUR  
GUIDING QUESTIONS:

1. WHAT DO WE WANT STUDENTS TO LEARN
2. HOW DO WE KNOW IF THEY HAVE LEARNED
3. WHAT DO WE DO IF THEY HAVE NOT  
MASTERED THE LEARNING
4. HOW DO WE PROVIDE ENRICHMENT



## PEDAGOGY

SUMMIT PROFESSIONAL DEVELOPMENT  
THREE TIMES EACH YEAR

JOB-EMBEDDED PROFESSIONAL  
DEVELOPMENT THROUGH WEEKLY TEAM  
MEETINGS

CHS MATH COACH

SPECIALISTS FROM THE SE EDUCATIONAL  
COOPERATIVE

CONSULTANT FROM AR PUBLIC RESOURCE  
CENTER

## ASSESSMENT AND DATA

COMMON ASSESSMENTS USED BY TEACHERS  
GRADES 7-11 IN THE CORE CONTENT AREAS  
THAT ARE WITHIN THE SUMMIT CORE  
CURRICULUM

MEASURES OF ACADEMIC PROFICIENCY (MAP)  
ASSESSMENTS (GRADES K-11) THREE TIMES  
EACH YEAR

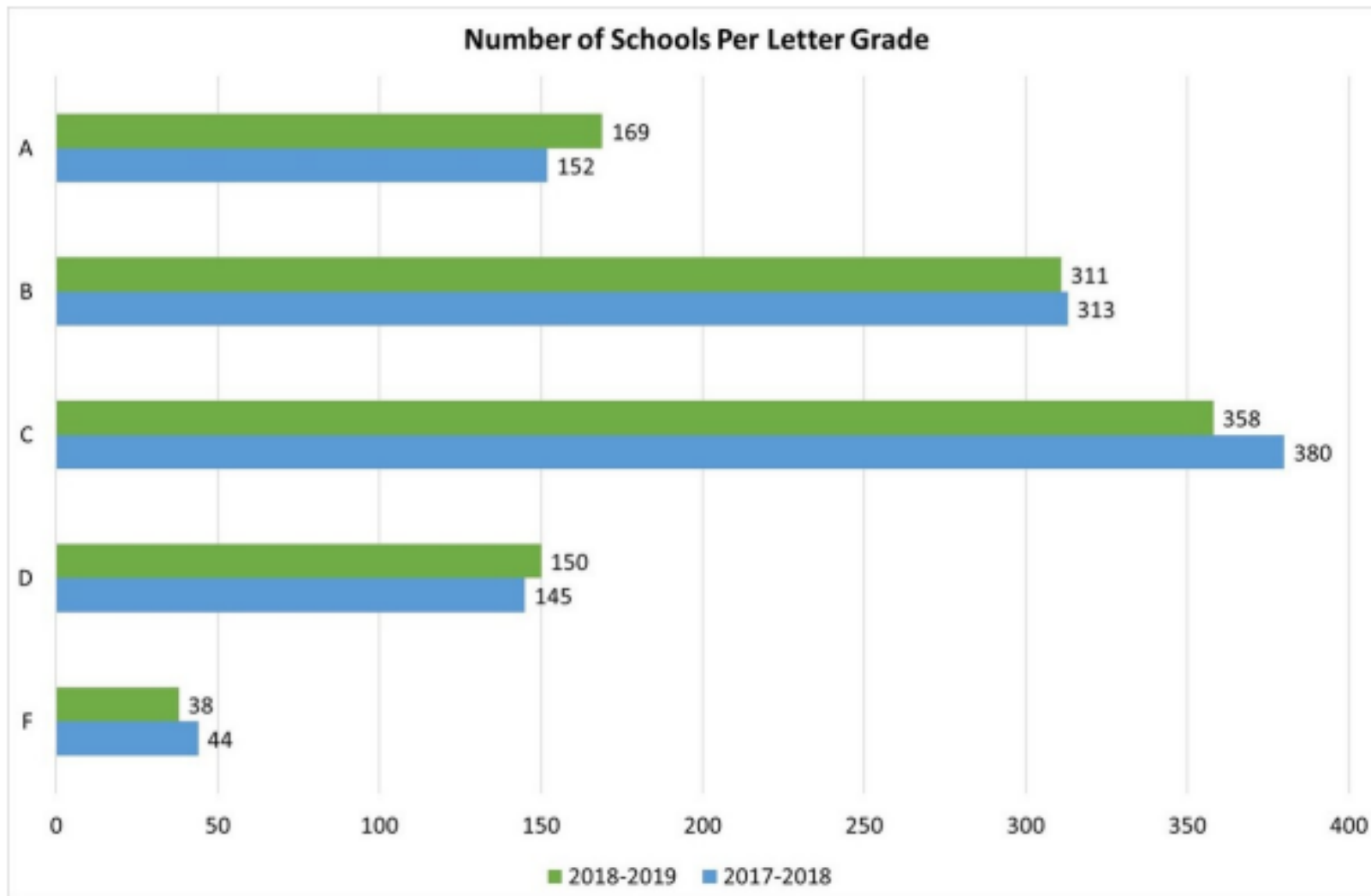
ACT ASPIRE ASSESSMENT

ACT ASSESSMENT

CONSISTENT REVIEW OF DATA AT THE  
BUILDING AND DISTRICT LEVEL TO GUIDE THE  
DEVELOPMENT OF SCHOOL LEVEL  
IMPROVEMENT PLANS

# Questions or Comments

---

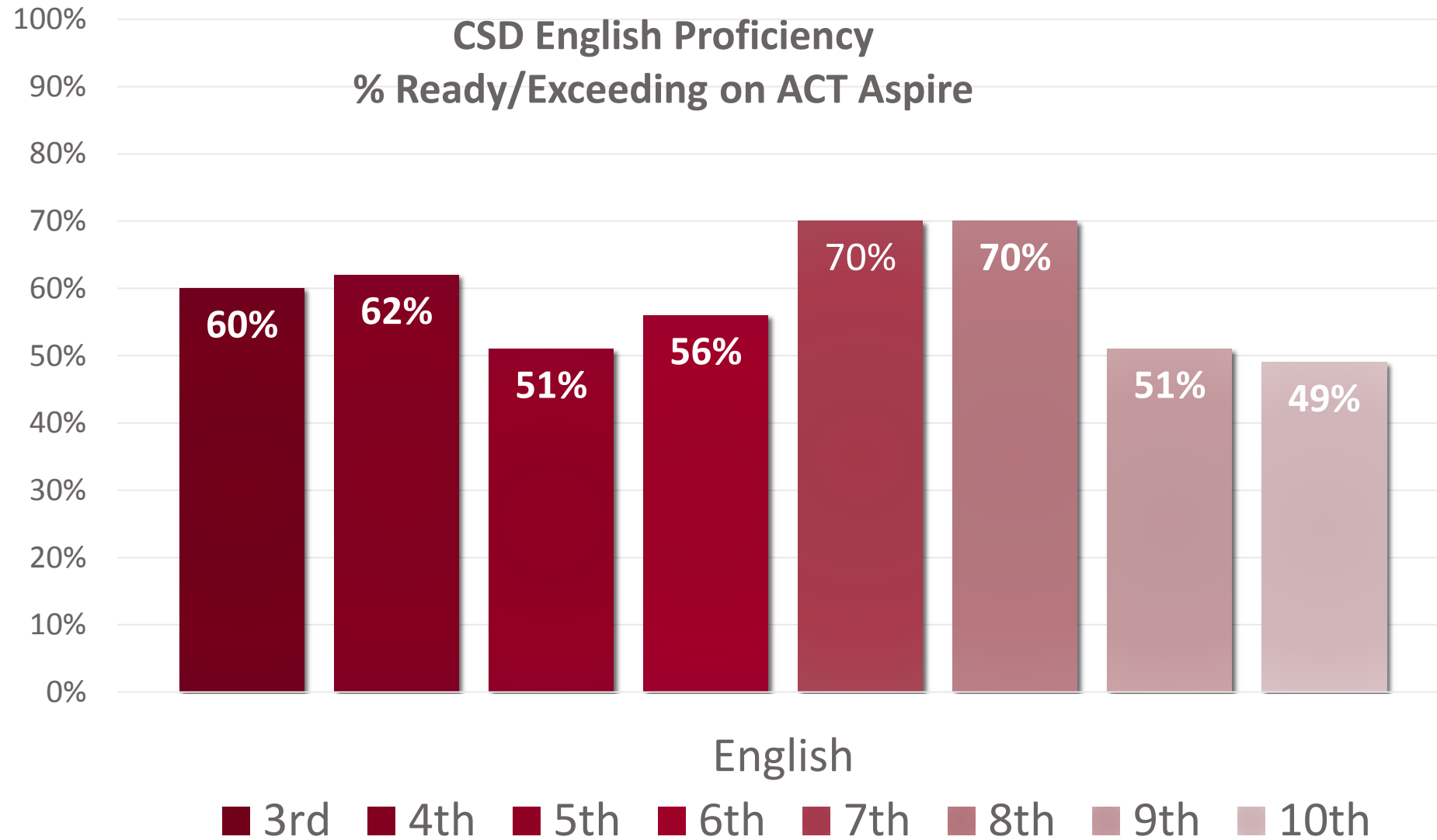


---

ArkansasEd.gov

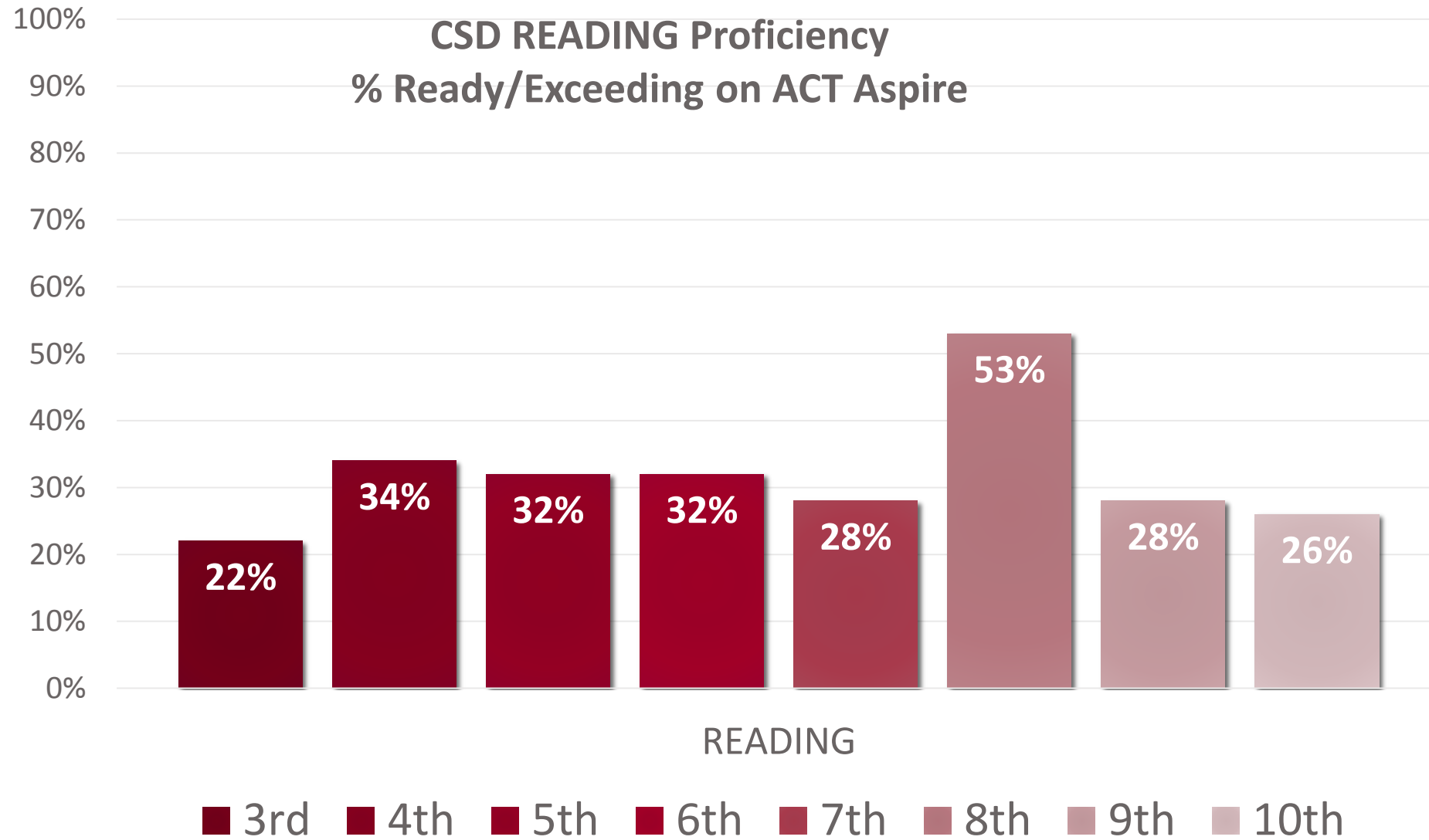
<https://myschoolinfo.arkansas.gov>

### CSD English Proficiency % Ready/Exceeding on ACT Aspire

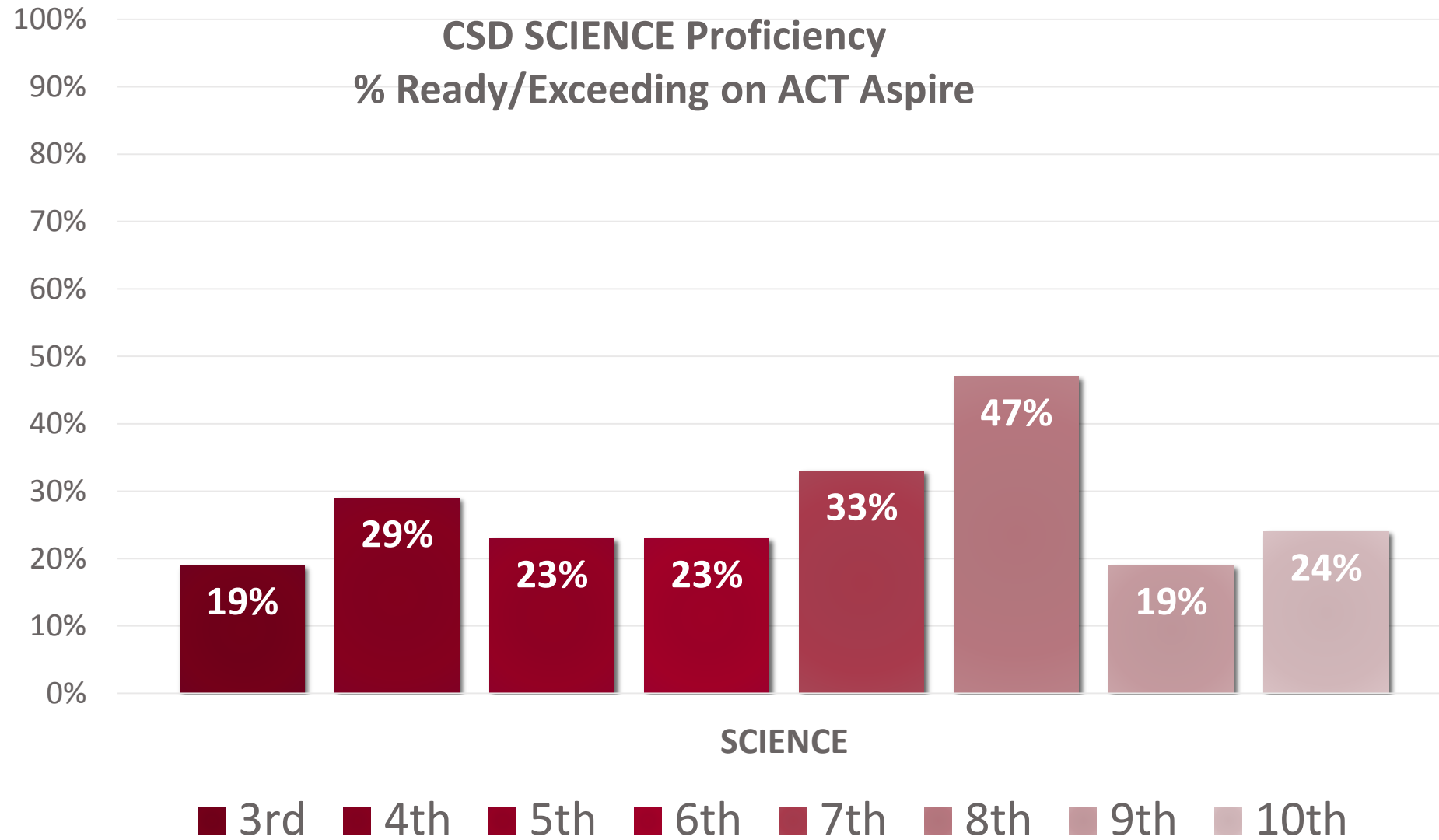




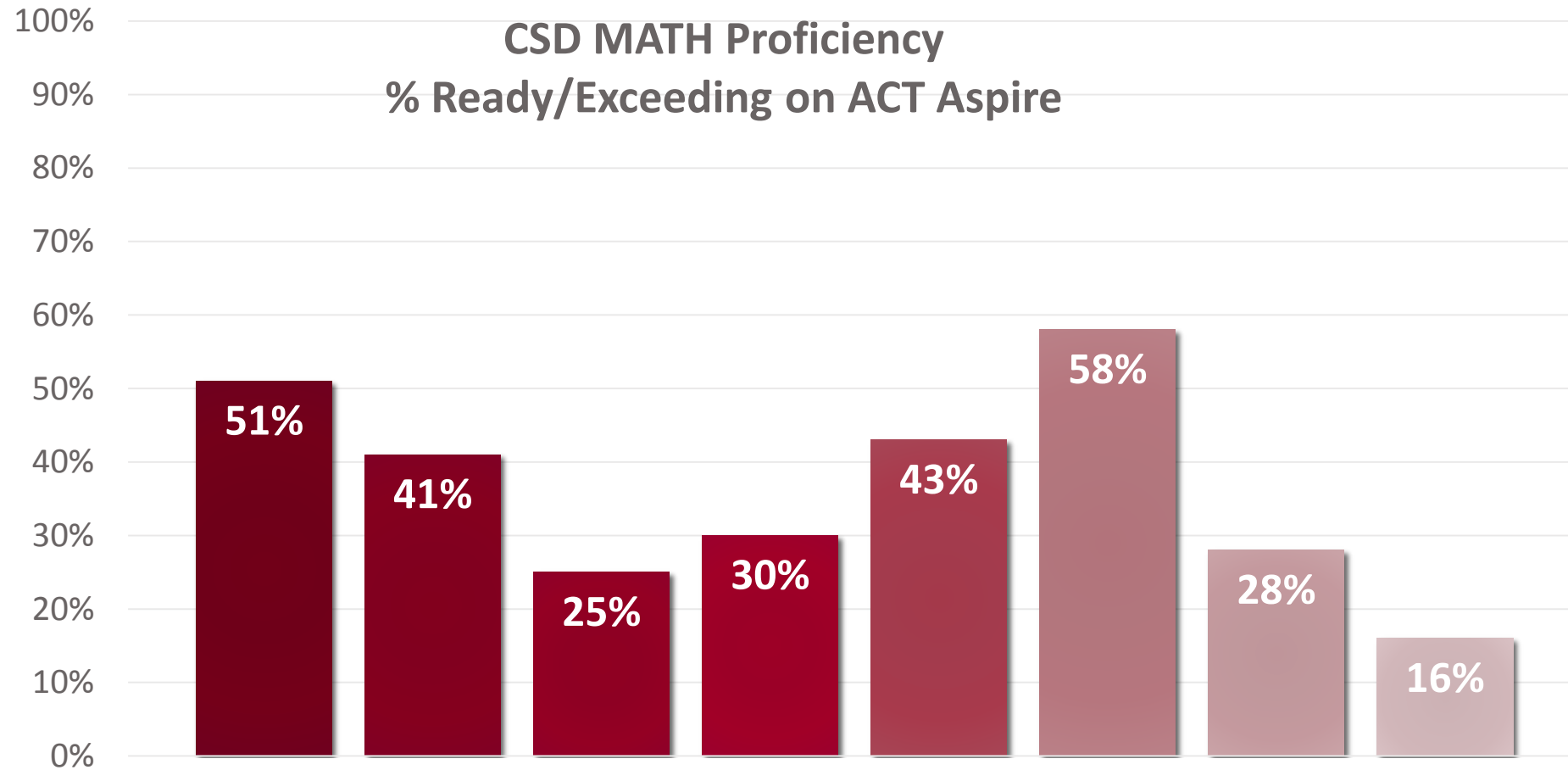
## CSD READING Proficiency % Ready/Exceeding on ACT Aspire



## CSD SCIENCE Proficiency % Ready/Exceeding on ACT Aspire



## CSD MATH Proficiency % Ready/Exceeding on ACT Aspire



MATH

■ 3rd ■ 4th ■ 5th ■ 6th ■ 7th ■ 8th ■ 9th ■ 10th

# Questions or Comments

---

**2019-2020**



**Thank you for  
attending.**

# Understanding Growth

