



2017 - 2018 • Accountability At-a-Glance • Sylvan Hills High School

Contact Information

Sylvan Hills High School | Pulaski County Special School District

Principal: Tracy Allen | Superintendent: Charles McNulty

484 Bear Paw RD Sherwood, AR 72120-

<http://www.pcssd.org> | (501) 833-1100

Student Information

Grades	9 - 12	Total Enrollment	1,437
Black	43.22 %	English Learners	2.57 %
Hispanic	5.64 %	Low-Income	38.48 %
White	46.49 %	Special Education	11.41 %

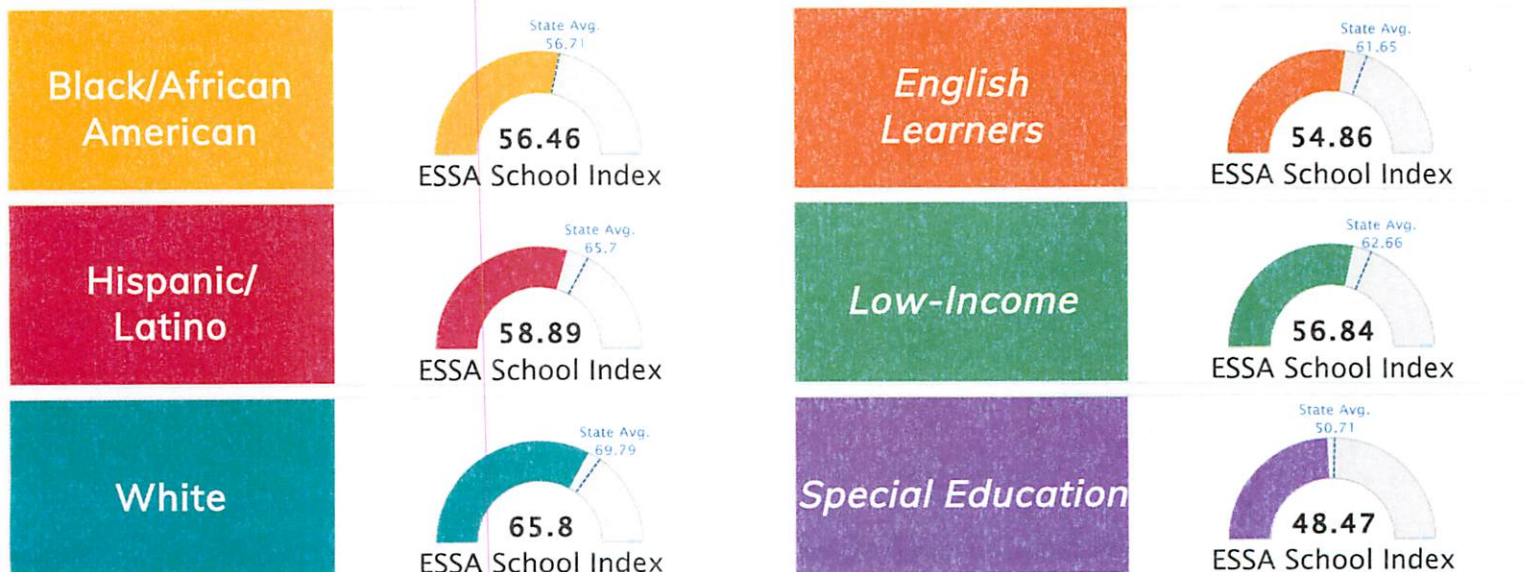
Public School Rating Score (State Accountability: A-F Letter Grade)



School Performance on the ESSA School Index Score (Federal Accountability)



Graph represents where scores fall in comparison to state averages. For more information about the Every Student Succeeds Act and the ESSA School Index, visit arkansased.gov.



Note: Full color represents score

Prepared by the Arkansas Department of Education



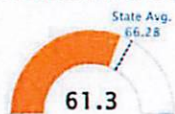
2018 ESSA School Index: Overview

6003128 - Sylvan Hills High School

6003000 - Pulaski County Special School District

[ESSA Overview](#)

Overall ESSA Index Score



Grade Range

09 - 12

Grade Span

3 - High School Level

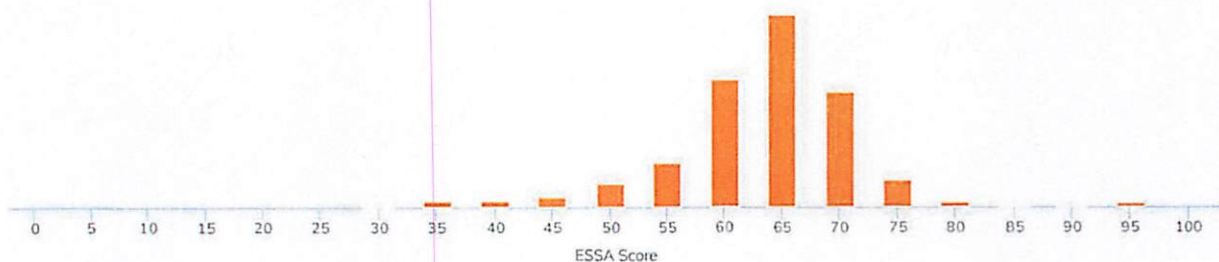
Enrollment

1395

Poverty Rate

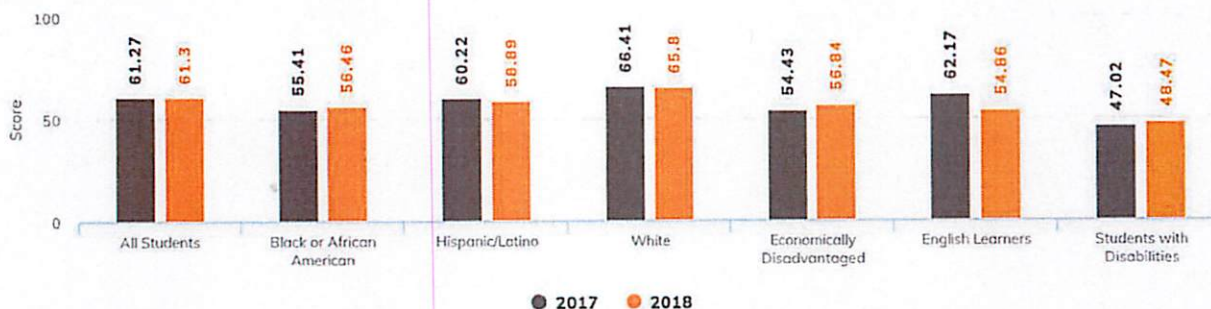
38.48

State Distribution of Overall School ESSA Index Scores



The score 61.3 falls in the 60-65 bar of the state distribution of the overall ESSA index score for the High School Level grade span.

Two Year School ESSA Index Scores By Subgroup



Population	2017 Index Score	2018 Index Score
All Students	61.27	61.3
Black or African American	55.41	56.46
Hispanic/Latino	60.22	58.89
White	66.41	65.8
Economically Disadvantaged	54.43	56.84
English Learners	62.17	54.86
Students with Disabilities	47.02	48.47



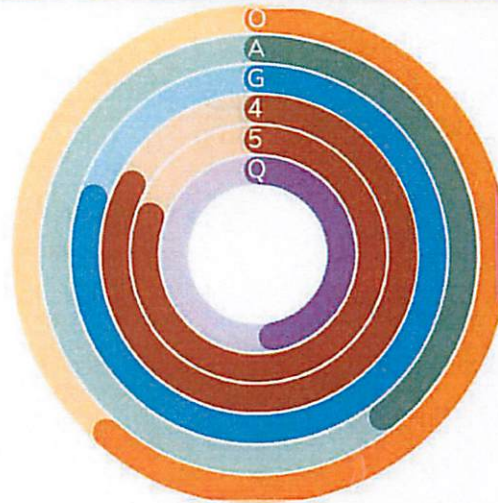
ESSA Indicator Scores

Public
School
Rating

C

Rating
Scale

A = 73.22 and Above
B = 67.96 - 73.21
C = 61.10 - 67.95
D = 52.95 - 61.09
F = 0.00 - 52.94



Indicator	Score
Overall ESSA Score	61.3
Weighted Achievement Score	39.56
Value-Added Growth Score	80.18
4-Year Graduation Rate	83.02
5-Year Graduation Rate	80.37
School Quality and Student Success Score	47.14