



## 2017 - 2018 • Accountability At-a-Glance • Sylvan Hills Elementary School

### Contact Information

Sylvan Hills Elementary School | Pulaski County Special School District

Principal: Jason A Young | Superintendent: Charles McNulty

402 Dee Jay Hudson DR Sherwood, AR 72120-

<http://www.pcssd.org> | (501) 833-1140

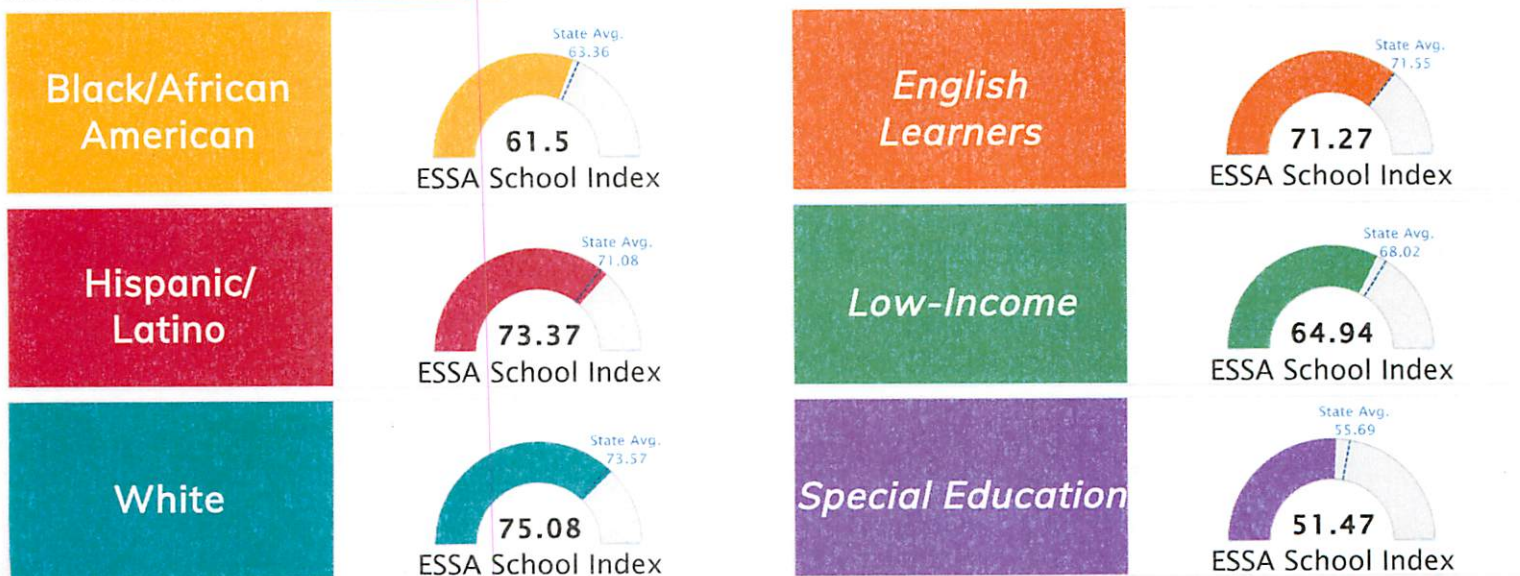
### Student Information

Grades	PK - 5	Total Enrollment	381
Black	35.17 %	English Learners	5.25 %
Hispanic	6.82 %	Low-Income	54.59 %
White	49.08 %	Special Education	16.54 %

## Public School Rating Score (State Accountability: A-F Letter Grade)



## School Performance on the ESSA School Index Score (Federal Accountability)



Note: Full color represents score

Prepared by the Arkansas Department of Education



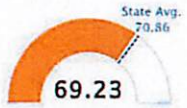


## 2018 ESSA School Index: Overview

### 6003113 - Sylvan Hills Elementary School

6003000 - Pulaski County Special School District

#### Overall ESSA Index Score

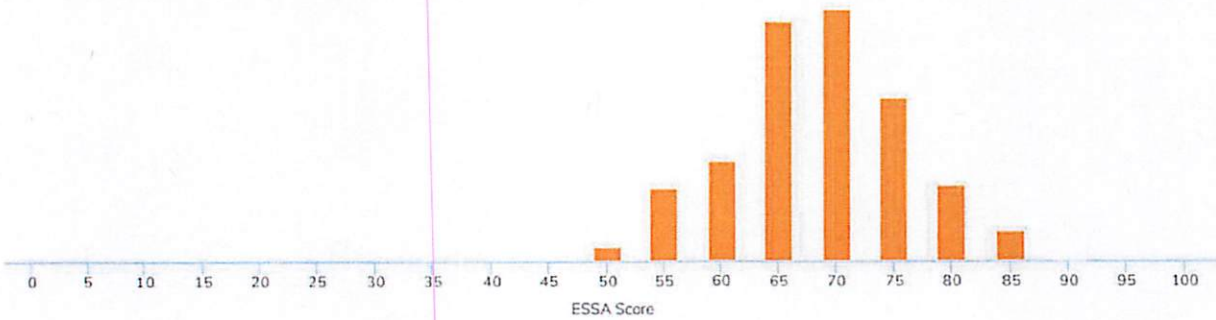


[ESSA Overview](#)

Grade Range  
Grade Span  
Enrollment  
Poverty Rate

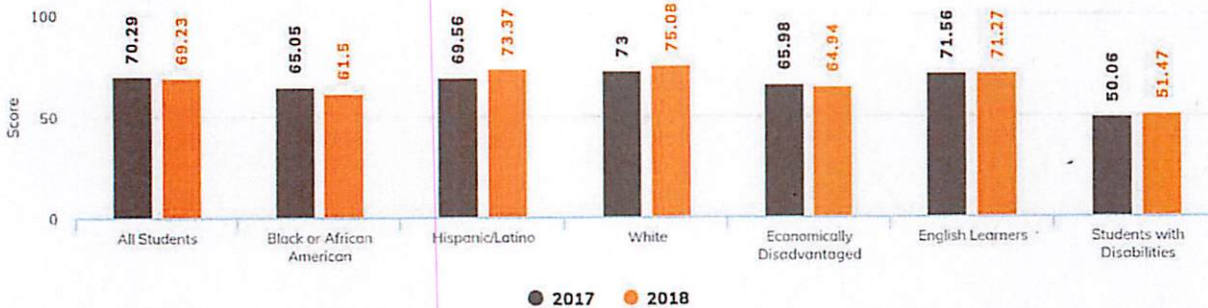
P - 05  
1 - Elementary Level  
387  
54.59

## State Distribution of Overall School ESSA Index Scores



The score 69.23 falls in the 65-70 bar of the state distribution of the overall ESSA index score for the Elementary Level grade span.

## Two Year School ESSA Index Scores By Subgroup



Population	2017 Index Score	2018 Index Score
All Students	70.29	69.23
Black or African American	65.05	61.5
Hispanic/Latino	69.56	73.37
White	73	75.08
Economically Disadvantaged	65.98	64.94
English Learners	71.56	71.27
Students with Disabilities	50.06	51.47



ESSA Indicator Scores

Public  
School  
Rating

C

Rating  
Scale

A = 79.26 and Above  
B = 72.17 - 79.25  
C = 64.98 - 72.16  
D = 58.09 - 64.97  
F = 0.00 - 58.08

Indicator	Score
Overall ESSA Score	69.23
Weighted Achievement Score	59.5
Value-Added Growth Score	80.43
School Quality and Student Success Score	54.59

