



2017 - 2018 • Accountability At-a-Glance • Sherwood Elementary School

Contact Information

Sherwood Elementary School | Pulaski County Special School District

Principal: Josephine Brazil | Superintendent: Charles McNulty

307 Verona AVE Sherwood, AR 72120-

<http://www.pcssd.org> | (501) 833-1150

Student Information

Grades	PK - 5	Total Enrollment	298
Black	31.54 %	English Learners	5.03 %
Hispanic	12.75 %	Low-Income	60.40 %
White	52.01 %	Special Education	14.09 %

Public School Rating Score (State Accountability: A-F Letter Grade)

State Accountability

74.78

Public School Rating

B

Rating Scale

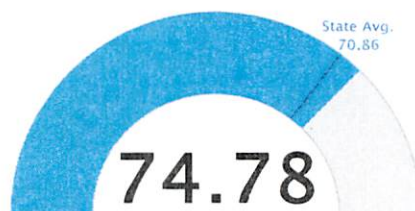
A = 79.26 and Above
B = 72.17 - 79.25
C = 64.98 - 72.16
D = 58.09 - 64.97
F = 0.00 - 58.08

* Alternative Education (AE) program students included in attendance zone for school rating

[Learn More about Public School Rating](#)

School Performance on the ESSA School Index Score (Federal Accountability)

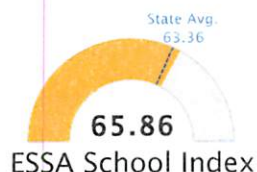
All Students



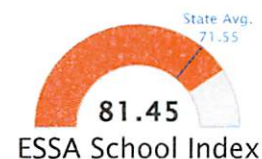
ESSA School Index

Graph represents where scores fall in comparison to state averages. For more information about the Every Student Succeeds Act and the ESSA School Index, visit arkansased.gov.

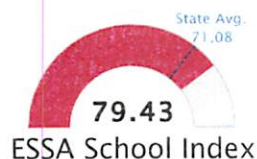
Black/African American



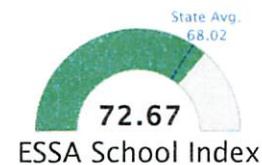
English Learners



Hispanic/Latino



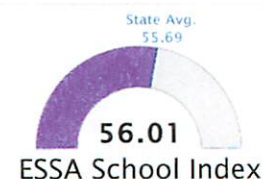
Low-Income



White



Special Education



Note: Full color represents score

Prepared by the Arkansas Department of Education



2018 ESSA School Index: Overview

6003112 - Sherwood Elementary School

6003000 - Pulaski County Special School District

Overall ESSA Index Score

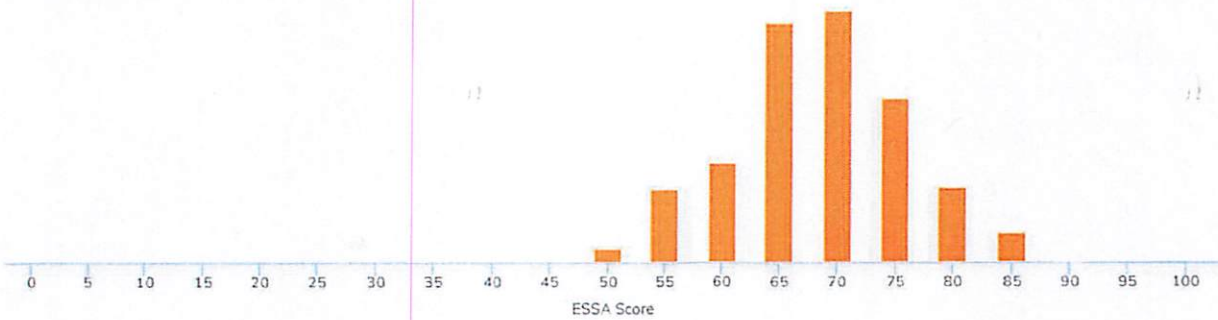


[ESSA Overview](#)

Grade Range
Grade Span
Enrollment
Poverty Rate

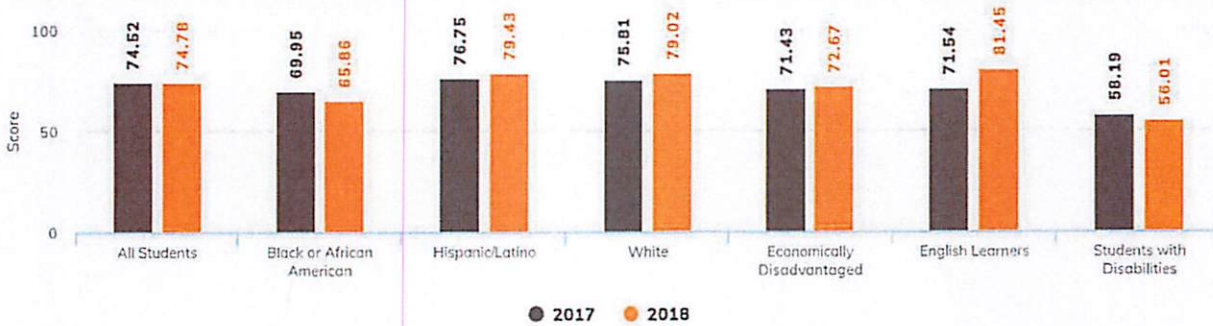
P - 05
1 - Elementary Level
310
60.4

State Distribution of Overall School ESSA Index Scores



The score 74.78 falls in the 70-75 bar of the state distribution of the overall ESSA index score for the Elementary Level grade span.

Two Year School ESSA Index Scores By Subgroup



Population	2017 Index Score	2018 Index Score
All Students	74.52	74.78
Black or African American	69.95	65.86
Hispanic/Latino	76.75	79.43
White	75.81	79.02
Economically Disadvantaged	71.43	72.67
English Learners	71.54	81.45
Students with Disabilities	58.19	56.01



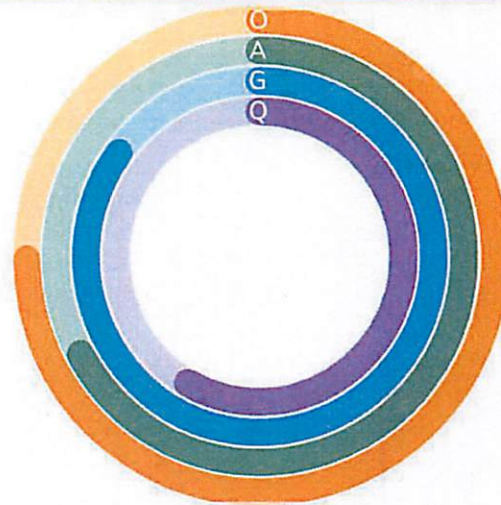
ESSA Indicator Scores

Public
School
Rating

B

Rating
Scale

A = 79.26 and Above
B = 72.17 - 79.25
C = 64.98 - 72.16
D = 58.09 - 64.97
F = 0.00 - 58.08



Indicator	Score
Overall ESSA Score	74.78
Weighted Achievement Score	67.18
Value-Added Growth Score	85.04
School Quality and Student Success Score	58.28