



2017 - 2018 • Accountability At-a-Glance • Joe T. Robinson Middle School

Contact Information

Joe T. Robinson Middle School | Pulaski County Special School District

Principal: Yaa Appiah-Mcnulty | Superintendent: Charles McNulty

21001 HIGHWAY 10 Little Rock, AR 72223-

<http://www.pcssd.org> | (501) 868-2410

Student Information

Grades	6 - 8	Total Enrollment	465
Black	28.82 %	English Learners	7.10 %
Hispanic	10.32 %	Low-Income	35.48 %
White	55.70 %	Special Education	12.04 %

Public School Rating Score (State Accountability: A-F Letter Grade)

State
Accountability

70.53

Public
School
Rating

B

Rating
Scale

A = 75.59 and Above
B = 69.94 - 75.58
C = 63.73 - 69.93
D = 53.58 - 63.72
F = 0.00 - 53.57

* Alternative Education (AE) program students included in attendance zone for school rating

[Learn More about Public School Rating](#)

School Performance on the ESSA School Index Score (Federal Accountability)

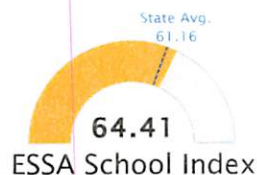
All Students



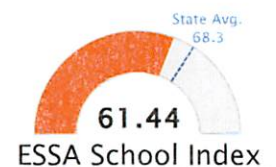
ESSA School Index

Graph represents where scores fall in comparison to state averages. For more information about the Every Student Succeeds Act and the ESSA School Index, visit arkansased.gov.

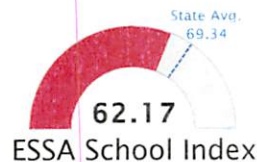
Black/African
American



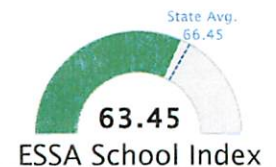
English
Learners



Hispanic/
Latino



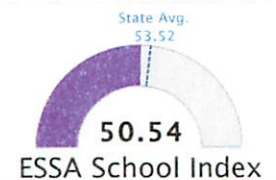
Low-Income



White



Special Education



Note: Full color represents score

Prepared by the Arkansas Department of Education



2018 ESSA School Index: Overview

6003143 - Joe T. Robinson Middle School 6003000 - Pulaski County Special School District

Overall ESSA Index Score

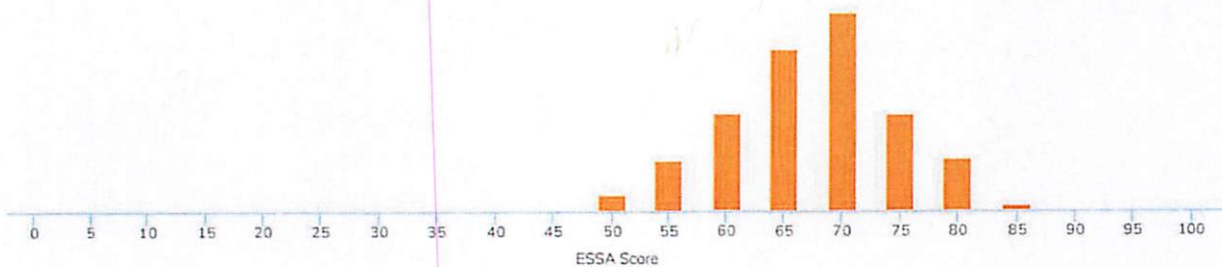


[ESSA Overview](#)

Grade Range
Grade Span
Enrollment
Poverty Rate

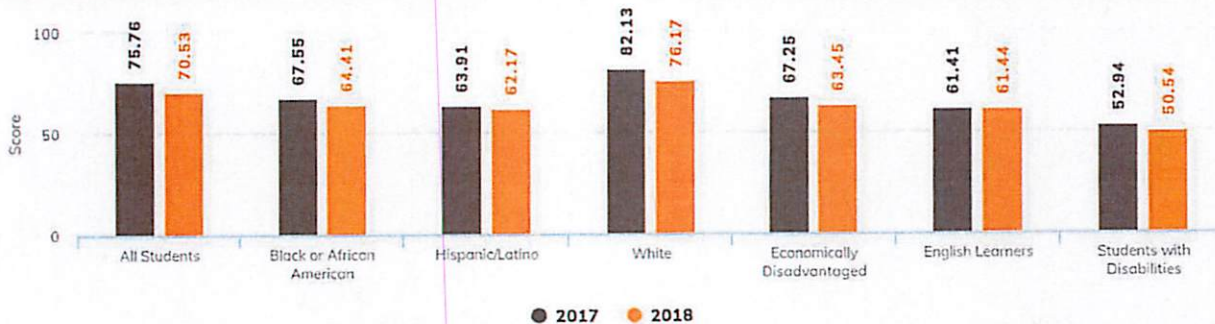
06 - 08
2 - Middle Level
470
35.48

State Distribution of Overall School ESSA Index Scores



The score 70.53 falls in the 70-75 bar of the state distribution of the overall ESSA index score for the Middle Level grade span.

Two Year School ESSA Index Scores By Subgroup



Population	2017 Index Score	2018 Index Score
All Students	75.76	70.53
Black or African American	67.55	64.41
Hispanic/Latino	63.91	62.17
White	82.13	76.17
Economically Disadvantaged	67.25	63.45
English Learners	61.41	61.44
Students with Disabilities	52.94	50.54



ESSA Indicator Scores

**Public
School
Rating**

B

**Rating
Scale**

A = 75.59 and Above
B = 69.94 - 75.58
C = 63.73 - 69.93
D = 53.58 - 63.72
F = 0.00 - 53.57

Indicator	Score
Overall ESSA Score	70.53
Weighted Achievement Score	66.21
Value-Added Growth Score	77.92
School Quality and Student Success Score	55.99

