



## 2017 - 2018 • Accountability At-a-Glance • Pine Forest Elementary School

### Contact Information

Pine Forest Elementary School | Pulaski County Special School District

Principal: Yolanda Yevette Thomas | Superintendent: Charles McNulty

400 Pine Forest DR Maumelle, AR 72113-

<http://www.pcssd.org> | (501) 851-5380

### Student Information

Grades	K - 5	Total Enrollment	521
Black	39.92 %	English Learners	2.69 %
Hispanic	8.83 %	Low-Income	49.52 %
White	47.22 %	Special Education	8.06 %

## Public School Rating Score (State Accountability: A-F Letter Grade)

State Accountability

77.31

Public School Rating

B

Rating Scale

A = 79.26 and Above  
B = 72.17 - 79.25  
C = 64.98 - 72.16  
D = 58.09 - 64.97  
F = 0.00 - 58.08

\* Alternative Education (AE) program students included in attendance zone for school rating

[Learn More about Public School Rating](#)

## School Performance on the ESSA School Index Score (Federal Accountability)

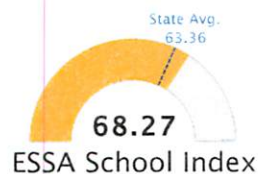
All Students



ESSA School Index

Graph represents where scores fall in comparison to state averages. For more information about the Every Student Succeeds Act and the ESSA School Index, visit [arkansased.gov](http://arkansased.gov).

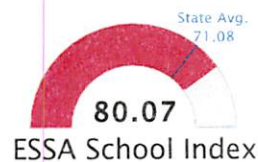
Black/African American



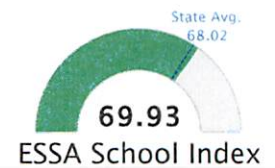
English Learners



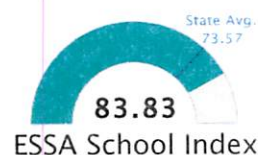
Hispanic/Latino



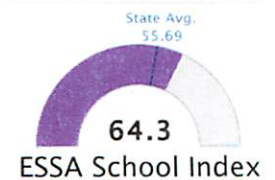
Low-Income



White



Special Education



Note: Full color represents score

Prepared by the Arkansas Department of Education





## 2018 ESSA School Index: Overview

### 6003142 - Pine Forest Elementary School 6003000 - Pulaski County Special School District

#### Overall ESSA Index Score

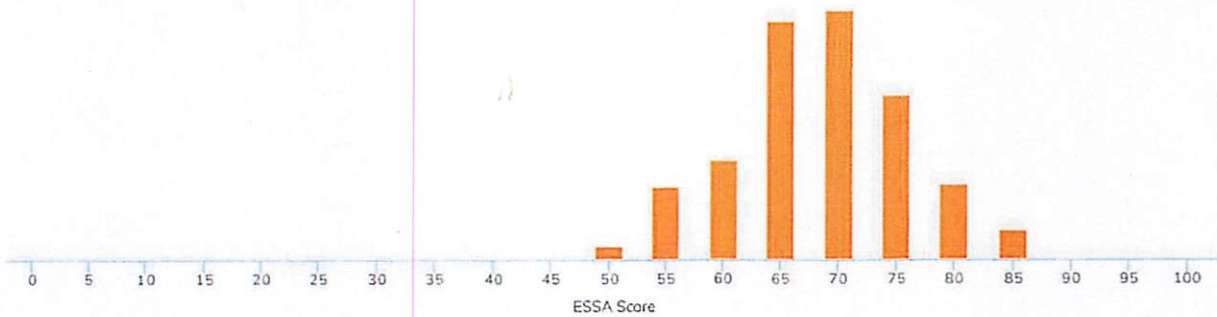


[ESSA Overview](#)

Grade Range  
Grade Span  
Enrollment  
Poverty Rate

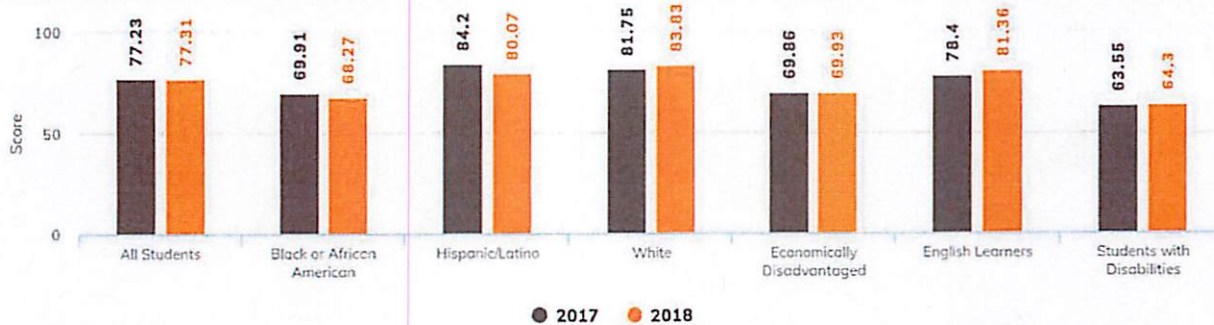
K - 05  
1 - Elementary Level  
525  
49.52

## State Distribution of Overall School ESSA Index Scores



The score 77.31 falls in the 75-80 bar of the state distribution of the overall ESSA index score for the Elementary Level grade span.

## Two Year School ESSA Index Scores By Subgroup



Population	2017 Index Score	2018 Index Score
All Students	77.23	77.31
Black or African American	69.91	68.27
Hispanic/Latino	84.2	80.07
White	81.75	83.83
Economically Disadvantaged	69.86	69.93
English Learners	78.4	81.36
Students with Disabilities	63.55	64.3



**ESSA Indicator Scores**

Public School Rating	<b>B</b>
----------------------------	----------

Rating Scale	A = 79.26 and Above B = 72.17 - 79.25 C = 64.98 - 72.16 D = 58.09 - 64.97 F = 0.00 - 58.08
-----------------	--

Indicator	Score
Overall ESSA Score	77.31
Weighted Achievement Score	74.42
Value-Added Growth Score	84.84
School Quality and Student Success Score	58.94

