



2017 - 2018 • Accountability At-a-Glance • Fuller Middle School

Contact Information

Fuller Middle School | Pulaski County Special School District

Principal: Emma Watson | Superintendent: Charles McNulty

808 E. Dixon RD Little Rock, AR 72206-

<http://www.pcssd.org> | (501) 234-5251

Student Information

Grades	6 - 8	Total Enrollment	447
Black	50.78 %	English Learners	10.74 %
Hispanic	17.00 %	Low-Income	75.84 %
White	27.29 %	Special Education	16.55 %

Public School Rating Score (State Accountability: A-F Letter Grade)

State
Accountability

55.09

Public
School
Rating

D

Rating
Scale

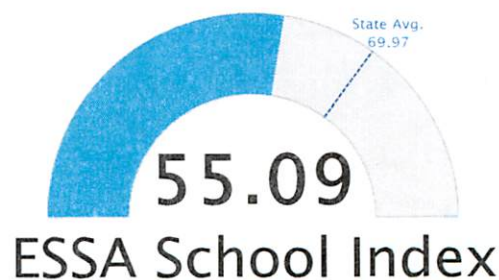
A = 75.59 and Above
B = 69.94 - 75.58
C = 63.73 - 69.93
D = 53.58 - 63.72
F = 0.00 - 53.57

* Alternative Education (AE) program students included in attendance zone for school rating

[Learn More about Public School Rating](#)

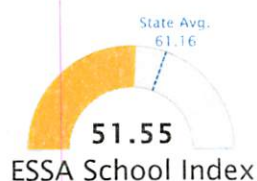
School Performance on the ESSA School Index Score (Federal Accountability)

All Students

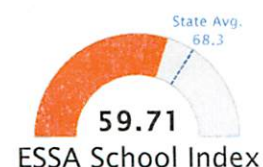


Graph represents where scores fall in comparison to state averages. For more information about the Every Student Succeeds Act and the ESSA School Index, visit arkansased.gov.

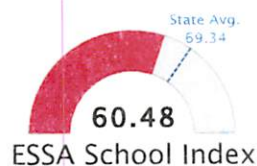
Black/African
American



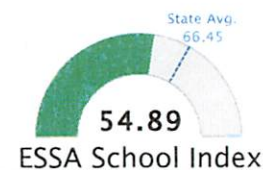
English
Learners



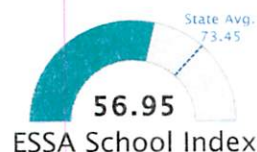
Hispanic/
Latino



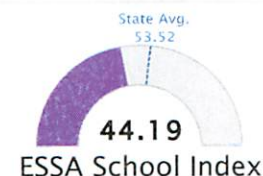
Low-Income



White



Special Education



Note: Full color represents score

Prepared by the Arkansas Department of Education



2018 ESSA School Index: Overview

6003120 - Fuller Middle School

6003000 - Pulaski County Special School District

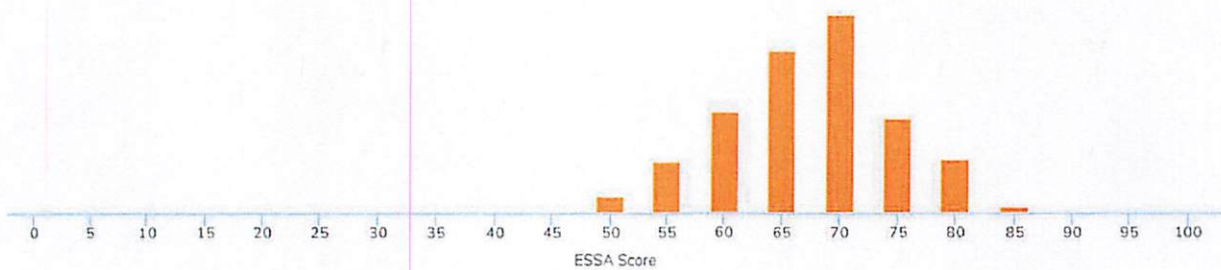


[ESSA Overview](#)

Grade Range
Grade Span
Enrollment
Poverty Rate

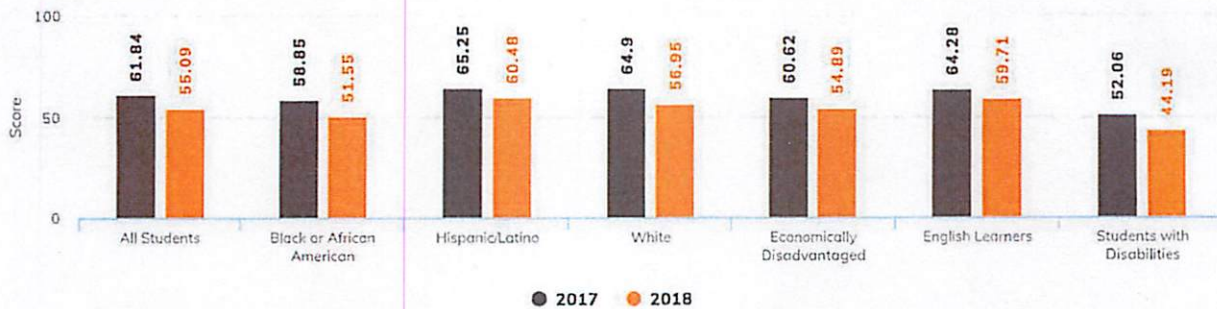
06 - 08
2 - Middle Level
447
75.84

State Distribution of Overall School ESSA Index Scores



The score 55.09 falls in the 55-60 bar of the state distribution of the overall ESSA index score for the Middle Level grade span.

Two Year School ESSA Index Scores By Subgroup



Population	2017 Index Score	2018 Index Score
All Students	61.84	55.09
Black or African American	58.85	51.55
Hispanic/Latino	65.25	60.48
White	64.9	56.95
Economically Disadvantaged	60.62	54.89
English Learners	64.28	59.71
Students with Disabilities	52.06	44.19



ESSA Indicator Scores

**Public
School
Rating**

D

**Rating
Scale**

A = 75.59 and Above
B = 69.94 - 75.58
C = 63.73 - 69.93
D = 53.58 - 63.72
F = 0.00 - 53.57

Indicator	Score
Overall ESSA Score	55.09
Weighted Achievement Score	34.54
Value-Added Growth Score	76.53
School Quality and Student Success Score	31.6

