



2017 - 2018 • Accountability At-a-Glance • Maumelle High School

Contact Information

Maumelle High School | Pulaski County Special School District

Principal: Jeff Senn | Superintendent: Charles McNulty

100 VICTORY LANE Maumelle, AR 72113-

<http://www.pcssd.org> | (501) 234-2510

Student Information

Grades	9 - 12	Total Enrollment	1,070
Black	43.46 %	English Learners	2.06 %
Hispanic	6.07 %	Low-Income	33.18 %
White	46.64 %	Special Education	7.01 %

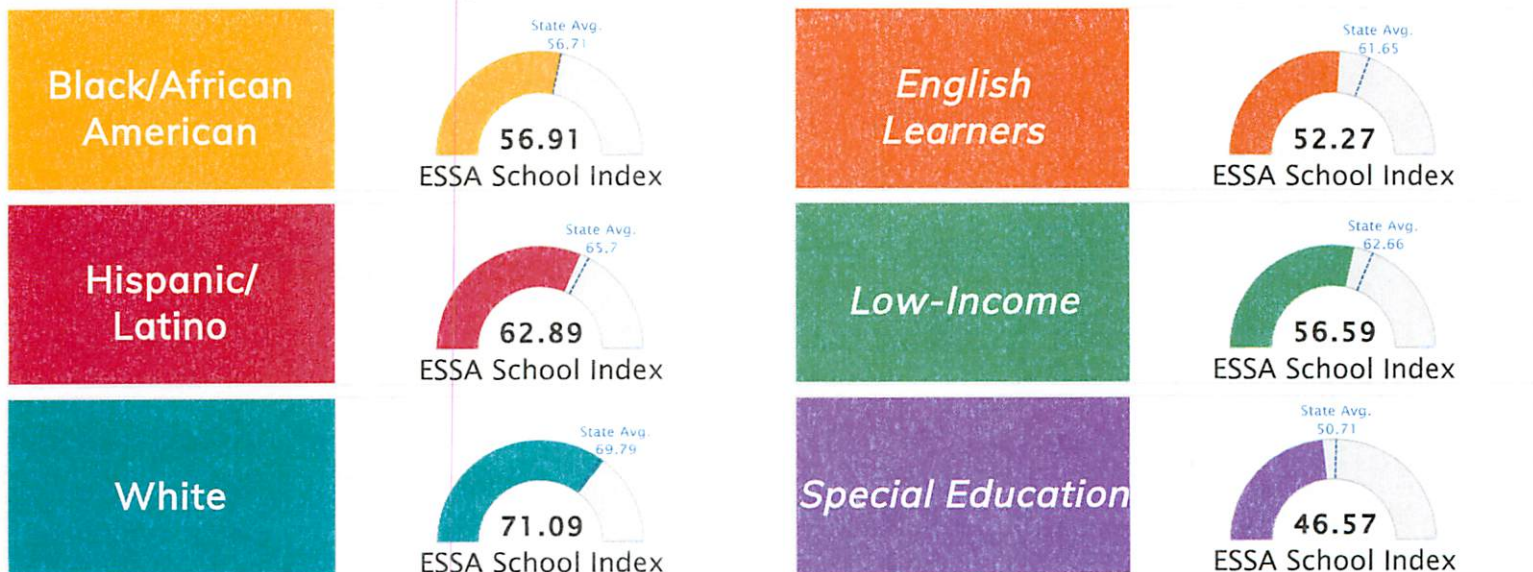
Public School Rating Score (State Accountability: A-F Letter Grade)



School Performance on the ESSA School Index Score (Federal Accountability)



Graph represents where scores fall in comparison to state averages. For more information about the Every Student Succeeds Act and the ESSA School Index, visit arkansased.gov.



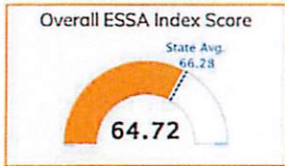
Prepared by the Arkansas Department of Education



2018 ESSA School Index: Overview

6003151 - Maumelle High School 6003000 - Pulaski County Special School District

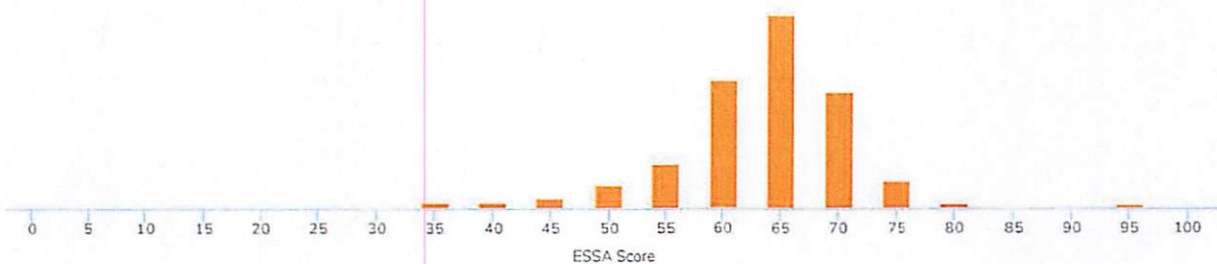
[ESSA Overview](#)



Grade Range
Grade Span
Enrollment
Poverty Rate

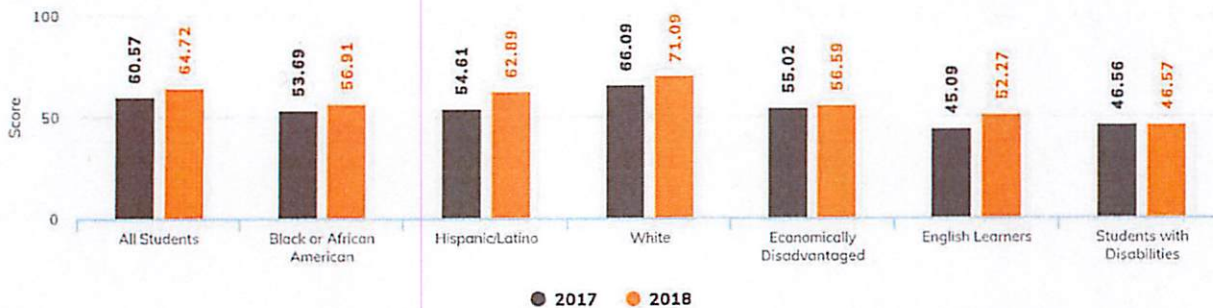
09 - 12
3 - High School Level
1041
33.18

State Distribution of Overall School ESSA Index Scores



The score 64.72 falls in the 60-65 bar of the state distribution of the overall ESSA index score for the High School Level grade span.

Two Year School ESSA Index Scores By Subgroup



Population	2017 Index Score	2018 Index Score
All Students	60.57	64.72
Black or African American	53.69	56.91
Hispanic/Latino	54.61	62.89
White	66.09	71.09
Economically Disadvantaged	55.02	56.59
English Learners	45.09	52.27
Students with Disabilities	46.56	46.57



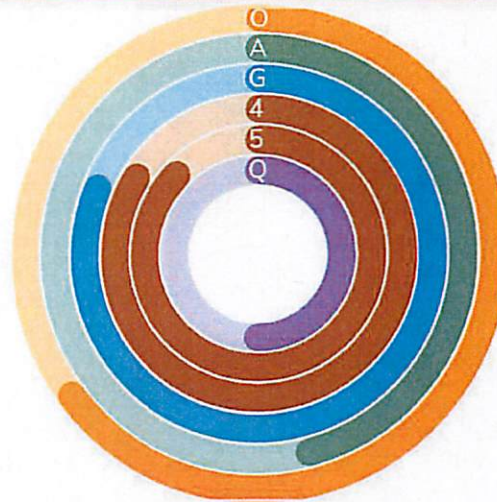
ESSA Indicator Scores

Public
School
Rating

C

Rating
Scale

A = 73.22 and Above
B = 67.96 - 73.21
C = 61.10 - 67.95
D = 52.95 - 61.09
F = 0.00 - 52.94



Indicator	Score
Overall ESSA Score	64.72
Weighted Achievement Score	45.89
Value-Added Growth Score	81.15
4-Year Graduation Rate	83.92
5-Year Graduation Rate	87.18
School Quality and Student Success Score	50.02