



2017 - 2018 • Accountability At-a-Glance • Lawson Elementary School

Contact Information

Lawson Elementary School | Pulaski County Special School District

Principal: Matthew Mellor | Superintendent: Charles McNulty

19901 Lawson RD Little Rock, AR 72210-

<http://www.pcssd.org> | (501) 821-7000

Student Information

Grades	K - 5	Total Enrollment	252
Black	28.17 %	English Learners	13.89 %
Hispanic	20.24 %	Low-Income	73.41 %
White	48.41 %	Special Education	17.86 %

Public School Rating Score (State Accountability: A-F Letter Grade)

State
Accountability

66.83

Public
School
Rating

C

Rating
Scale

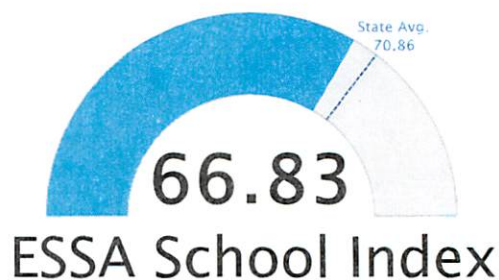
A = 79.26 and Above
B = 72.17 - 79.25
C = 64.98 - 72.16
D = 58.09 - 64.97
F = 0.00 - 58.08

* Alternative Education (AE) program students included in attendance zone for school rating

[Learn More about Public School Rating](#)

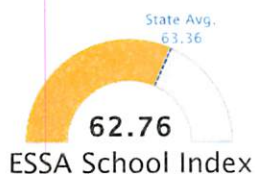
School Performance on the ESSA School Index Score (Federal Accountability)

All Students

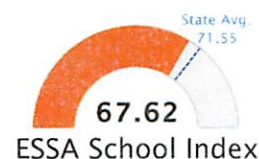


Graph represents where scores fall in comparison to state averages. For more information about the Every Student Succeeds Act and the ESSA School Index, visit arkansased.gov.

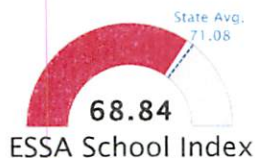
Black/African
American



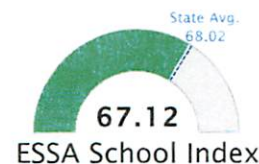
English
Learners



Hispanic/
Latino



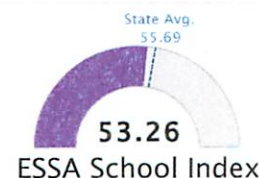
Low-Income



White



Special Education



Note: Full color represents score

Prepared by the Arkansas Department of Education



2018 ESSA School Index: Overview

6003105 - Lawson Elementary School

6003000 - Pulaski County Special School District

Overall ESSA Index Score

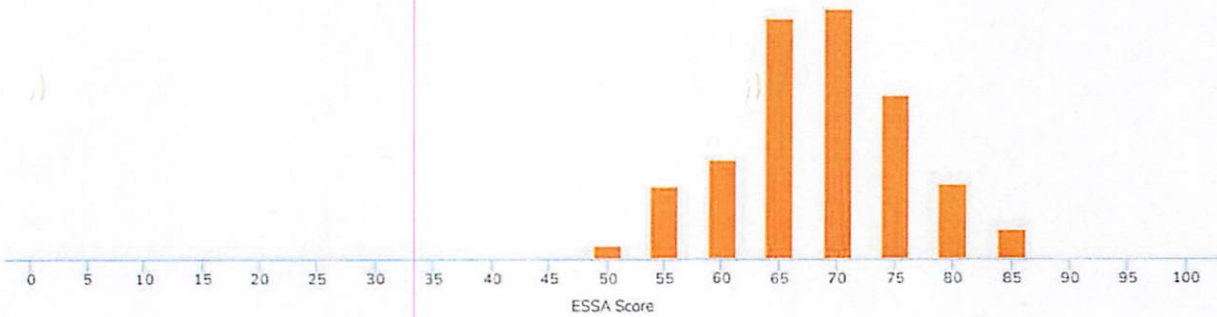


[ESSA Overview](#)

Grade Range
Grade Span
Enrollment
Poverty Rate

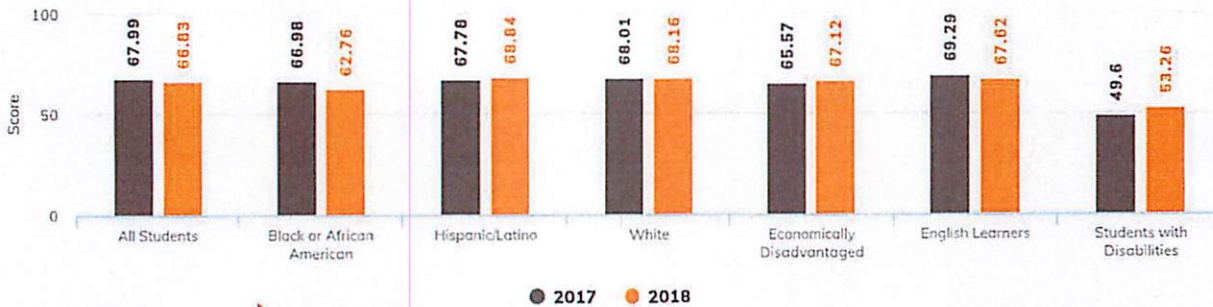
K - 05
1 - Elementary Level
254
73.41

State Distribution of Overall School ESSA Index Scores



The score 66.83 falls in the 65-70 bar of the state distribution of the overall ESSA index score for the Elementary Level grade span.

Two Year School ESSA Index Scores By Subgroup



Population	2017 Index Score	2018 Index Score
All Students	67.99	66.83
Black or African American	66.98	62.76
Hispanic/Latino	67.78	68.84
White	68.01	68.16
Economically Disadvantaged	65.57	67.12
English Learners	69.29	67.62
Students with Disabilities	49.6	53.26



ESSA Indicator Scores

Public
School
Rating

C

Rating
Scale

A = 79.26 and Above
B = 72.17 - 79.25
C = 64.98 - 72.16
D = 58.09 - 64.97
F = 0.00 - 58.08

Indicator	Score
Overall ESSA Score	66.83
Weighted Achievement Score	55.08
Value-Added Growth Score	80.67
School Quality and Student Success Score	48.14

