



2017 - 2018 • Accountability At-a-Glance • Landmark Elementary School

Contact Information

Landmark Elementary School | Pulaski County Special School District

Principal: Rachel Stevens | Superintendent: Charles McNulty

16712 ARCH STREET PIKE Little Rock, AR 72206-

<http://www.pcssd.org> | (501) 888-8790

Student Information

Grades	PK - 5	Total Enrollment	206
Black	19.90 %	English Learners	22.33 %
Hispanic	30.58 %	Low-Income	82.52 %
White	39.81 %	Special Education	14.08 %

Public School Rating Score (State Accountability: A-F Letter Grade)

State
Accountability

68.93

Public
School
Rating

C

Rating
Scale

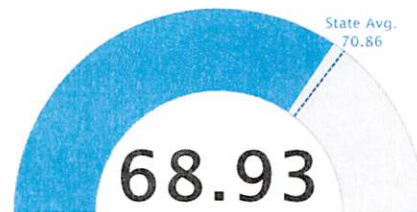
A = 79.26 and Above
B = 72.17 - 79.25
C = 64.98 - 72.16
D = 58.09 - 64.97
F = 0.00 - 58.08

* Alternative Education (AE) program students included in attendance zone for school rating

[Learn More about Public School Rating](#)

School Performance on the ESSA School Index Score (Federal Accountability)

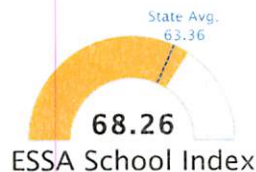
All Students



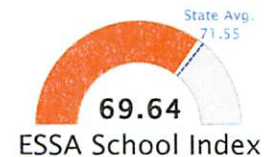
ESSA School Index

Graph represents where scores fall in comparison to state averages. For more information about the Every Student Succeeds Act and the ESSA School Index, visit arkansased.gov.

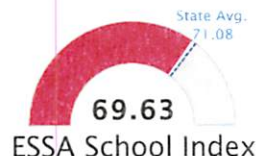
Black/African
American



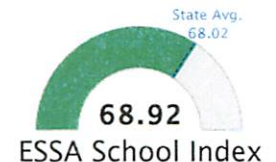
English
Learners



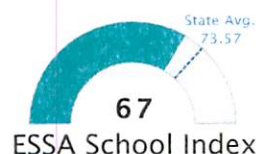
Hispanic/
Latino



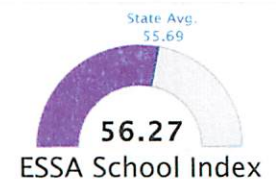
Low-Income



White



Special Education



Note: Full color represents score

Prepared by the Arkansas Department of Education



2018 ESSA School Index: Overview

6003104 - Landmark Elementary School

6003000 - Pulaski County Special School District

Overall ESSA Index Score

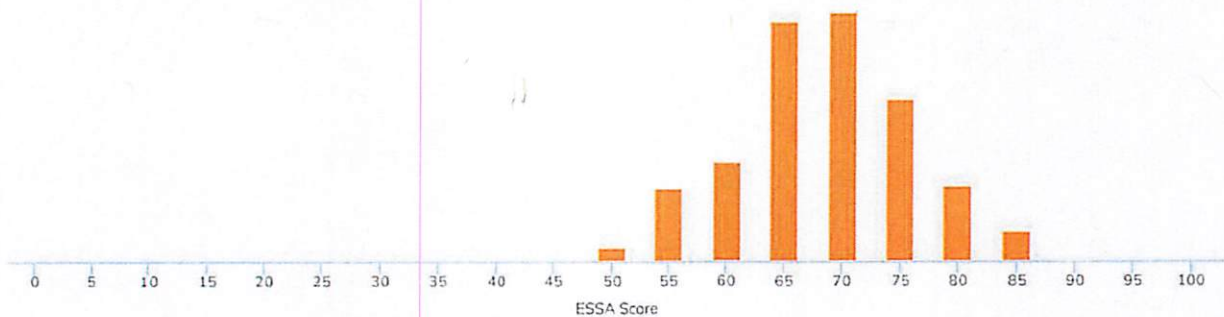


[ESSA Overview](#)

Grade Range
Grade Span
Enrollment
Poverty Rate

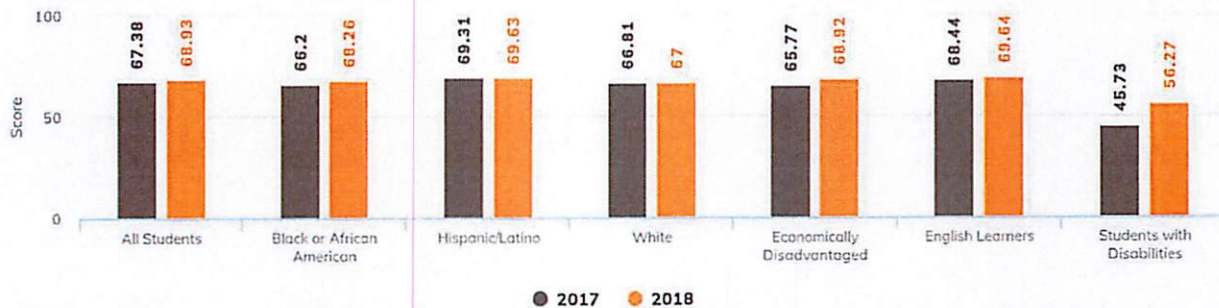
P - 05
1 - Elementary Level
222
82.52

State Distribution of Overall School ESSA Index Scores



The score 68.93 falls in the 65-70 bar of the state distribution of the overall ESSA index score for the Elementary Level grade span.

Two Year School ESSA Index Scores By Subgroup



Population	2017 Index Score	2018 Index Score
All Students	67.38	68.93
Black or African American	66.2	68.26
Hispanic/Latino	69.31	69.63
White	66.81	67
Economically Disadvantaged	65.77	68.92
English Learners	68.44	69.64
Students with Disabilities	45.73	56.27



ESSA Indicator Scores

**Public
School
Rating**

C

**Rating
Scale**

A = 79.26 and Above
B = 72.17 - 79.25
C = 64.98 - 72.16
D = 58.09 - 64.97
F = 0.00 - 58.08

Indicator	Score
Overall ESSA Score	68.93
Weighted Achievement Score	58.59
Value-Added Growth Score	80.96
School Quality and Student Success Score	52.96

