



2017 - 2018 • Accountability At-a-Glance • Harris Elementary School

Contact Information

Harris Elementary School | Pulaski County Special School District

Principal: Eula Dillingham | Superintendent: Charles McNulty

4424 HIGHWAY 161 NORTH North Little Rock, AR 72117-

<http://www.pcssd.org> | (501) 955-3550

Student Information

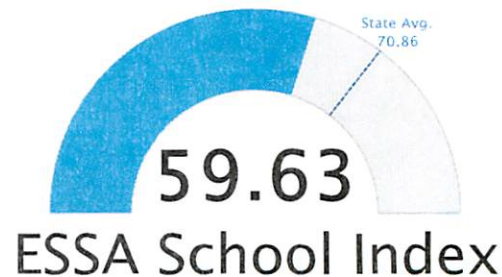
Grades	PK - 5	Total Enrollment	177
Black	76.84 %	English Learners	3.95 %
Hispanic	7.34 %	Low-Income	90.40 %
White	12.43 %	Special Education	17.51 %

Public School Rating Score (State Accountability: A-F Letter Grade)



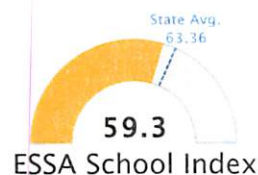
School Performance on the ESSA School Index Score (Federal Accountability)

All Students

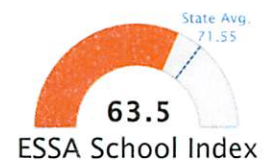


Graph represents where scores fall in comparison to state averages. For more information about the Every Student Succeeds Act and the ESSA School Index, visit arkansased.gov.

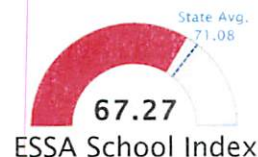
Black/African American



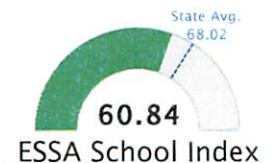
English Learners



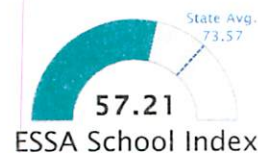
Hispanic/Latino



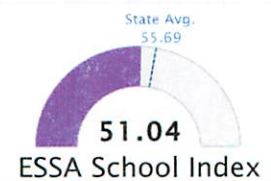
Low-Income



White



Special Education



Note: Full color represents score

Prepared by the Arkansas Department of Education



2018 ESSA School Index: Overview

6003102 - Harris Elementary School

6003000 - Pulaski County Special School District

Overall ESSA Index Score

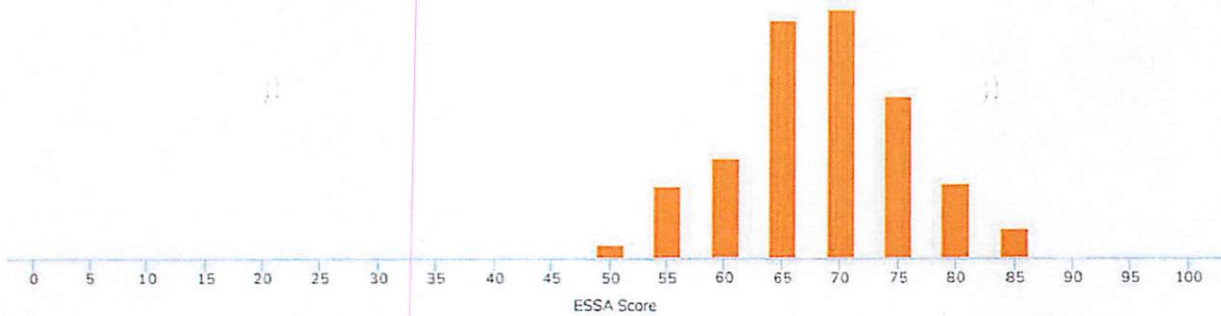


[ESSA Overview](#)

Grade Range
Grade Span
Enrollment
Poverty Rate

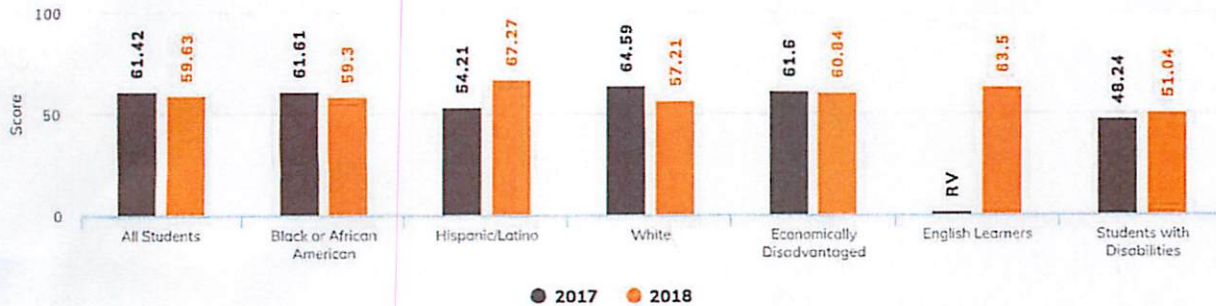
P - 05
1 - Elementary Level
176
90.4

State Distribution of Overall School ESSA Index Scores



The score 59.63 falls in the 55-60 bar of the state distribution of the overall ESSA index score for the Elementary Level grade span.

Two Year School ESSA Index Scores By Subgroup



Population	2017 Index Score	2018 Index Score
All Students	61.42	59.63
Black or African American	61.61	59.3
Hispanic/Latino	54.21	67.27
White	64.59	57.21
Economically Disadvantaged	61.6	60.84
English Learners	RV	63.5
Students with Disabilities	48.24	51.04



ESSA Indicator Scores

Public
School
Rating

D

Rating
Scale

A = 79.26 and Above
B = 72.17 - 79.25
C = 64.98 - 72.16
D = 58.09 - 64.97
F = 0.00 - 58.08

Indicator	Score
Overall ESSA Score	59.63
Weighted Achievement Score	41
Value-Added Growth Score	78.95
School Quality and Student Success Score	38.73

