



2017 - 2018 • Accountability At-a-Glance • Crystal Hill Elementary

Contact Information

Crystal Hill Elementary | Pulaski County Special School District

Principal: Stacy L. Bottoms | Superintendent: Charles McNulty

5001 Northshore Dr North Little Rock, AR 72118-

<http://www.pcssd.org> | (501) 791-8000

Student Information

Grades	PK - 5	Total Enrollment	616
Black	51.30 %	English Learners	3.73 %
Hispanic	5.03 %	Low-Income	50.81 %
White	36.04 %	Special Education	16.40 %

Public School Rating Score (State Accountability: A-F Letter Grade)

State
Accountability

68.89

Public
School
Rating

C

Rating
Scale

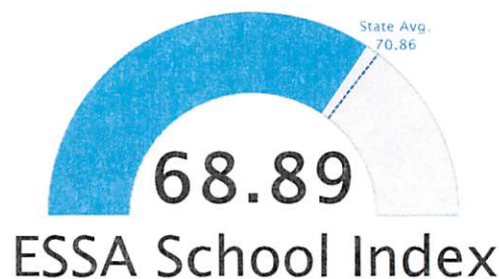
A = 79.26 and Above
B = 72.17 - 79.25
C = 64.98 - 72.16
D = 58.09 - 64.97
F = 0.00 - 58.08

* Alternative Education (AE) program students included in attendance zone for school rating

[Learn More about Public School Rating](#)

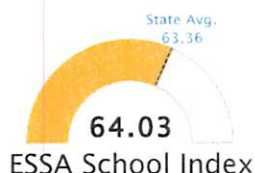
School Performance on the ESSA School Index Score (Federal Accountability)

All Students

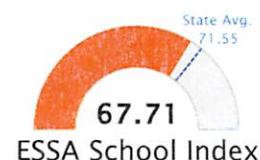


Graph represents where scores fall in comparison to state averages. For more information about the Every Student Succeeds Act and the ESSA School Index, visit arkansased.gov.

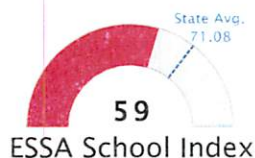
**Black/African
American**



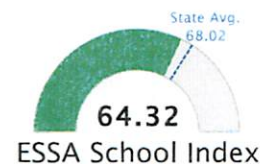
**English
Learners**



**Hispanic/
Latino**



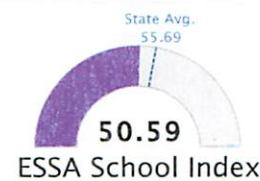
Low-Income



White



Special Education



Note: Full color represents score

Prepared by the Arkansas Department of Education



2018 ESSA School Index: Overview

6003093 - Crystal Hill Elementary

6003000 - Pulaski County Special School District

Overall ESSA Index Score

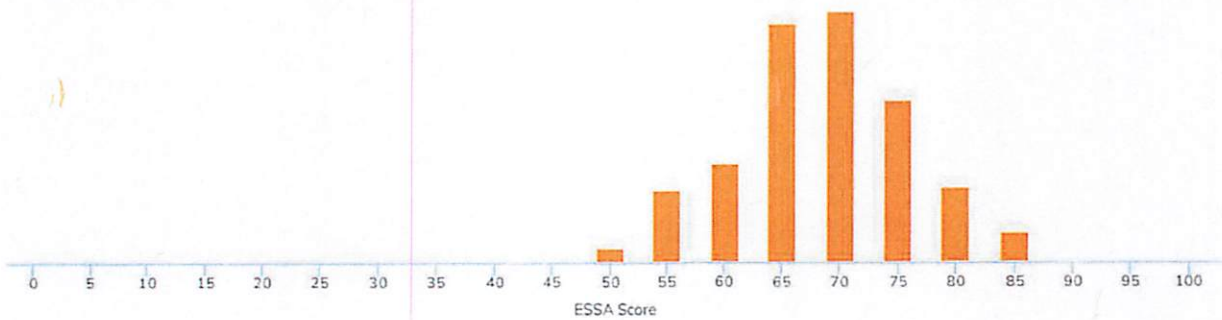


[ESSA Overview](#)

Grade Range
Grade Span
Enrollment
Poverty Rate

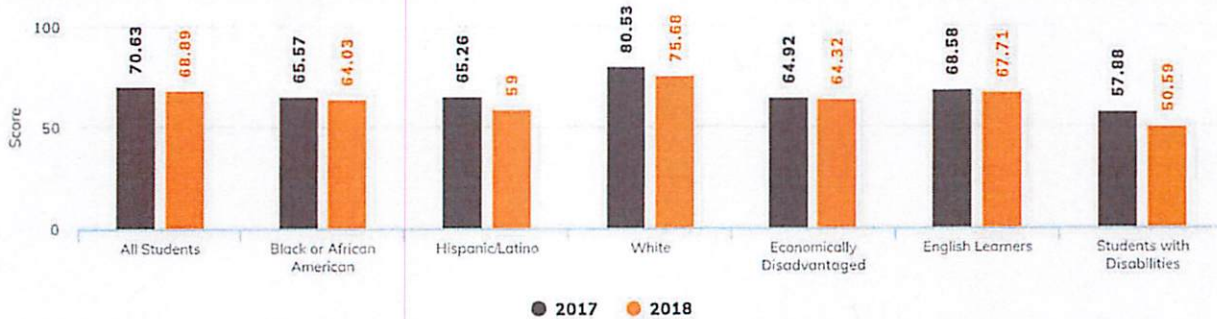
P - 05
1 - Elementary Level
622
50.81

State Distribution of Overall School ESSA Index Scores



The score 68.89 falls in the 65-70 bar of the state distribution of the overall ESSA index score for the Elementary Level grade span.

Two Year School ESSA Index Scores By Subgroup



Population	2017 Index Score	2018 Index Score
All Students	70.63	68.89
Black or African American	65.57	64.03
Hispanic/Latino	65.26	59
White	80.53	75.68
Economically Disadvantaged	64.92	64.32
English Learners	68.58	67.71
Students with Disabilities	57.88	50.59



ESSA Indicator Scores

Public
School
Rating

C

Rating
Scale

A = 79.26 and Above
B = 72.17 - 79.25
C = 64.98 - 72.16
D = 58.09 - 64.97
F = 0.00 - 58.08

Indicator	Score
Overall ESSA Score	68.89
Weighted Achievement Score	60.09
Value-Added Growth Score	80.11
School Quality and Student Success Score	52.04

