



2017 - 2018 • Accountability At-a-Glance • College Station Elem. School

Contact Information

College Station Elem. School | Pulaski County Special School District

Principal: Mary Carpenter | Superintendent: Charles McNulty

4710 Frasier Pike College Station, AR 72053-

<http://www.pcssd.org> | (501) 490-5750

Student Information

Grades	PK - 5	Total Enrollment	158
Black	84.81 %	English Learners	1.27 %
Hispanic	5.06 %	Low-Income	88.61 %
White	8.86 %	Special Education	10.13 %

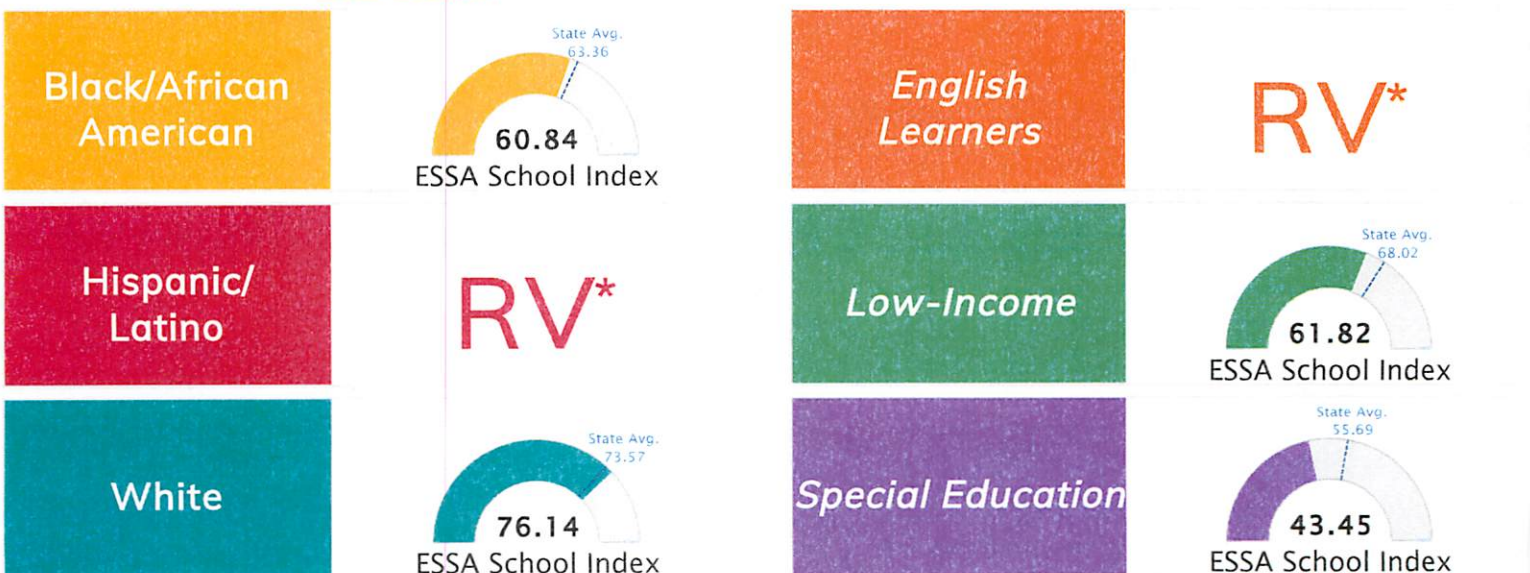
Public School Rating Score (State Accountability: A-F Letter Grade)



School Performance on the ESSA School Index Score (Federal Accountability)



Graph represents where scores fall in comparison to state averages. For more information about the Every Student Succeeds Act and the ESSA School Index, visit arkansased.gov.



Note: Full color represents score

*RV = Restricted Value for sub-pops size < 10

Prepared by the Arkansas Department of Education



2018 ESSA School Index: Overview

6003135 - College Station Elem. School 6003000 - Pulaski County Special School District

Overall ESSA Index Score

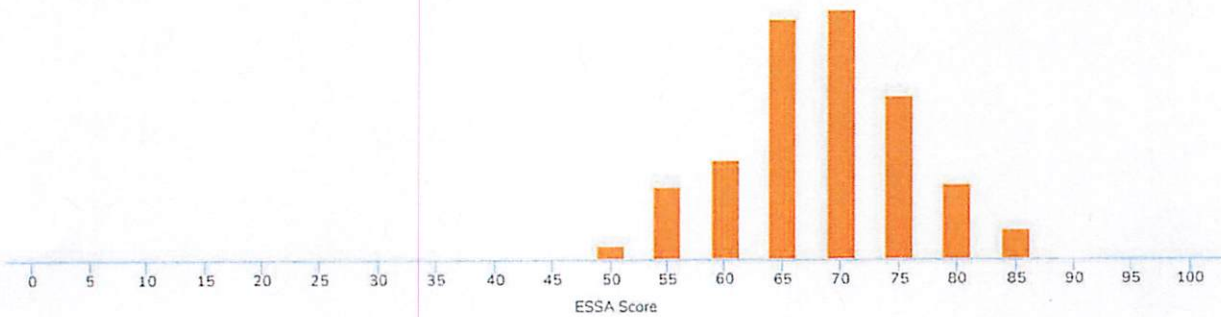


[ESSA Overview](#)

Grade Range
Grade Span
Enrollment
Poverty Rate

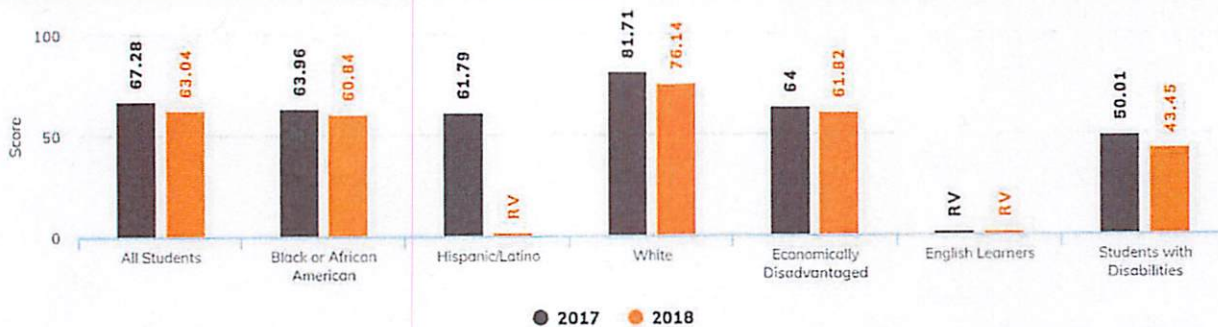
P - 05
1 - Elementary Level
147
88.61

State Distribution of Overall School ESSA Index Scores



The score 63.04 falls in the 60-65 bar of the state distribution of the overall ESSA index score for the Elementary Level grade span.

Two Year School ESSA Index Scores By Subgroup



Population	2017 Index Score	2018 Index Score
All Students	67.28	63.04
Black or African American	63.96	60.84
Hispanic/Latino	61.79	RV
White	81.71	76.14
Economically Disadvantaged	64	61.82
English Learners	RV	RV
Students with Disabilities	50.01	43.45



ESSA Indicator Scores

Public School Rating	D
----------------------------	----------

Rating Scale	A = 79.26 and Above B = 72.17 - 79.25 C = 64.98 - 72.16 D = 58.09 - 64.97 F = 0.00 - 58.08
-----------------	--

Indicator	Score
Overall ESSA Score	63.04
Weighted Achievement Score	49.67
Value-Added Growth Score	77.4
School Quality and Student Success Score	46.4

