



2017 - 2018 • Accountability At-a-Glance • Clinton Elementary School

Contact Information

Clinton Elementary School | Pulaski County Special School District

Principal: Felecia Hamilton | Superintendent: Charles McNulty

142 Hollywood AVE Sherwood, AR 72120-

<http://www.pcssd.org> | (501) 833-1200

Student Information

Grades	PK - 5	Total Enrollment	645
Black	62.64 %	English Learners	6.67 %
Hispanic	9.61 %	Low-Income	67.44 %
White	23.41 %	Special Education	13.80 %

Public School Rating Score (State Accountability: A-F Letter Grade)

State
Accountability

63.87

Public
School
Rating

D

Rating
Scale

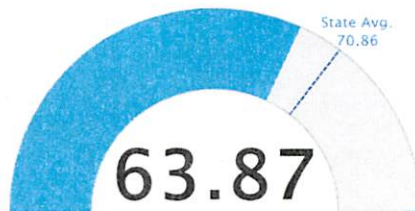
A = 79.26 and Above
B = 72.17 - 79.25
C = 64.98 - 72.16
D = 58.09 - 64.97
F = 0.00 - 58.08

* Alternative Education (AE) program students included in attendance zone for school rating

[Learn More about Public School Rating](#)

School Performance on the ESSA School Index Score (Federal Accountability)

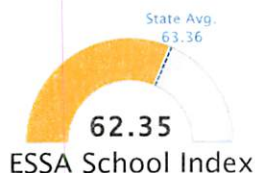
All Students



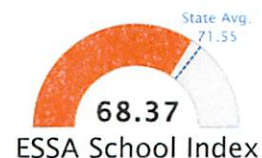
ESSA School Index

Graph represents where scores fall in comparison to state averages. For more information about the Every Student Succeeds Act and the ESSA School Index, visit arkansased.gov.

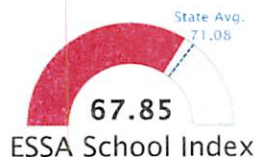
Black/African
American



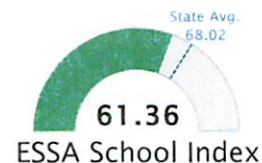
English
Learners



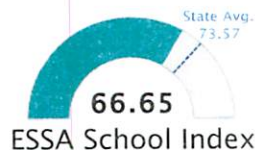
Hispanic/
Latino



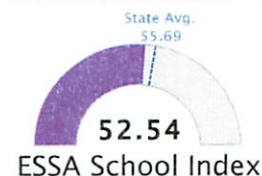
Low-Income



White



Special Education



Note: Full color represents score

Prepared by the Arkansas Department of Education



2018 ESSA School Index: Overview

6003095 - Clinton Elementary School 6003000 - Pulaski County Special School District

Overall ESSA Index Score

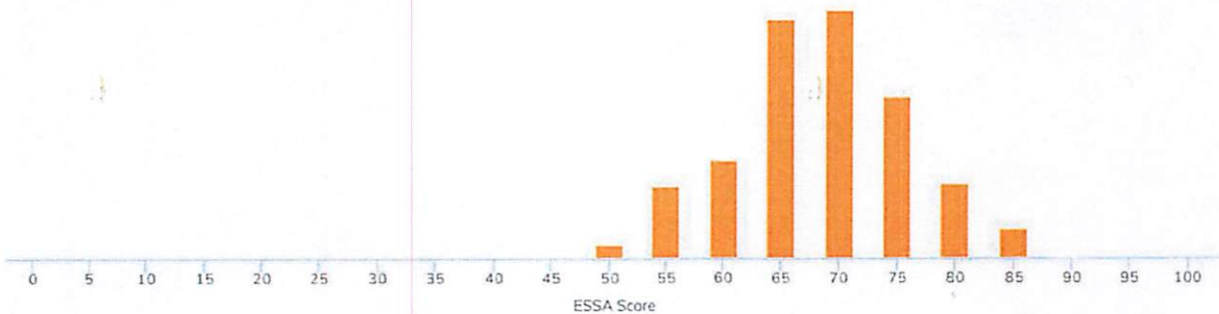


[ESSA Overview](#)

Grade Range
Grade Span
Enrollment
Poverty Rate

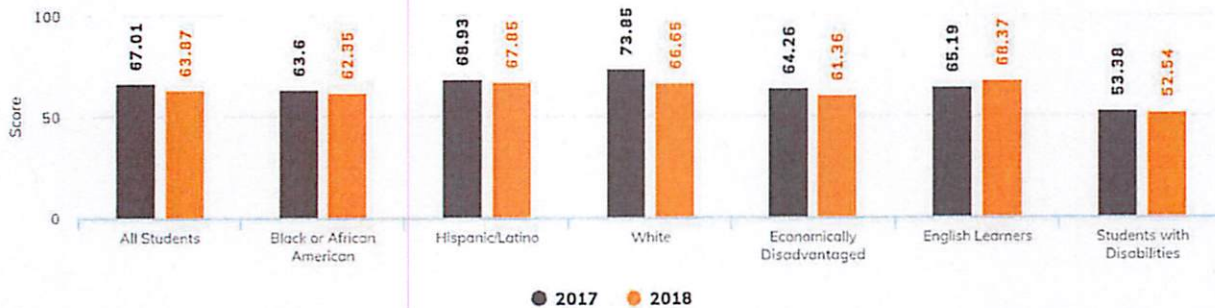
P - 05
1 - Elementary Level
620
67.44

State Distribution of Overall School ESSA Index Scores



The score 63.87 falls in the 60-65 bar of the state distribution of the overall ESSA index score for the Elementary Level grade span.

Two Year School ESSA Index Scores By Subgroup



Population	2017 Index Score	2018 Index Score
All Students	67.01	63.87
Black or African American	63.6	62.35
Hispanic/Latino	68.93	67.85
White	73.85	66.65
Economically Disadvantaged	64.26	61.36
English Learners	65.19	68.37
Students with Disabilities	53.38	52.54



ESSA Indicator Scores

Public School Rating	D
----------------------------	----------

Rating Scale	A = 79.26 and Above B = 72.17 - 79.25 C = 64.98 - 72.16 D = 58.09 - 64.97 F = 0.00 - 58.08
-----------------	--

Indicator	Score
Overall ESSA Score	63.87
Weighted Achievement Score	51.37
Value-Added Growth Score	78.19
School Quality and Student Success Score	45.29

