



2017 - 2018 • Accountability At-a-Glance • Chenal Elementary School

Contact Information

Chenal Elementary School | Pulaski County Special School District

Principal: Yolanda Harris | Superintendent: Charles McNulty

21201 Denny RD Little Rock, AR 72223-

<http://www.pcssd.org> | (501) 821-7450

Student Information

Grades	K - 5	Total Enrollment	497
Black	17.91 %	English Learners	8.65 %
Hispanic	4.02 %	Low-Income	24.75 %
White	66.40 %	Special Education	12.68 %

Public School Rating Score (State Accountability: A-F Letter Grade)

State
Accountability

84.67

Public
School
Rating

A

Rating
Scale

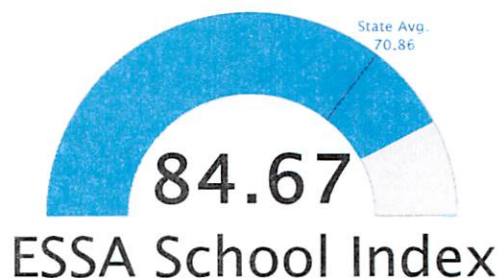
A = 79.26 and Above
B = 72.17 - 79.25
C = 64.98 - 72.16
D = 58.09 - 64.97
F = 0.00 - 58.08

* Alternative Education (AE) program students included in attendance zone for school rating

[Learn More about Public School Rating](#)

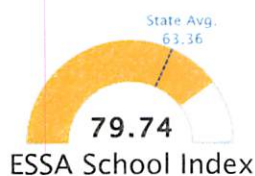
School Performance on the ESSA School Index Score (Federal Accountability)

All Students

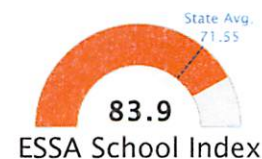


Graph represents where scores fall in comparison to state averages. For more information about the Every Student Succeeds Act and the ESSA School Index, visit arkansased.gov.

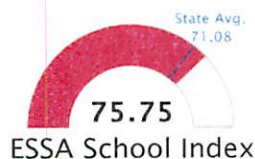
Black/African
American



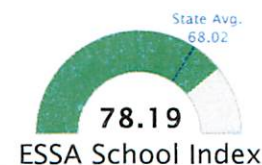
English
Learners



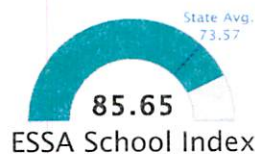
Hispanic/
Latino



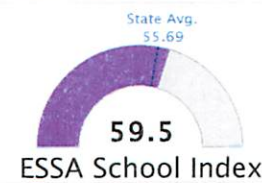
Low-Income



White



Special Education



Note: Full color represents score

Prepared by the Arkansas Department of Education



2018 ESSA School Index: Overview

6003150 - Chenal Elementary School

6003000 - Pulaski County Special School District

[ESSA Overview](#)

Overall ESSA Index Score



Grade Range

Grade Span

Enrollment

Poverty Rate

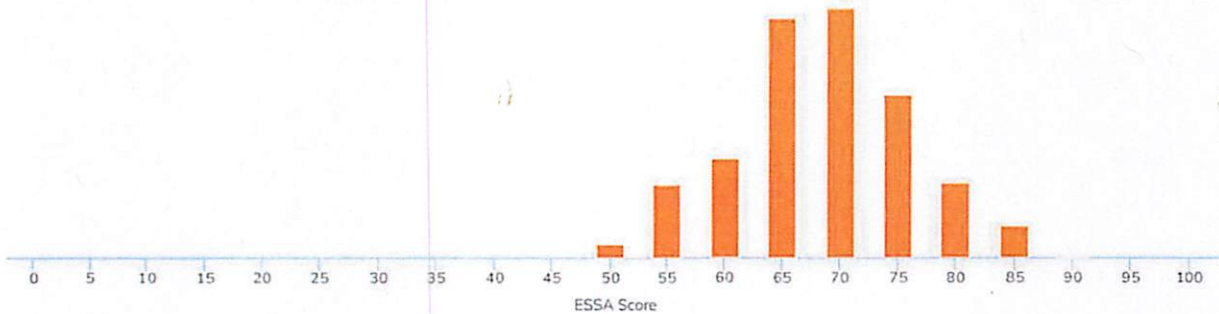
K - 05

1 - Elementary Level

488

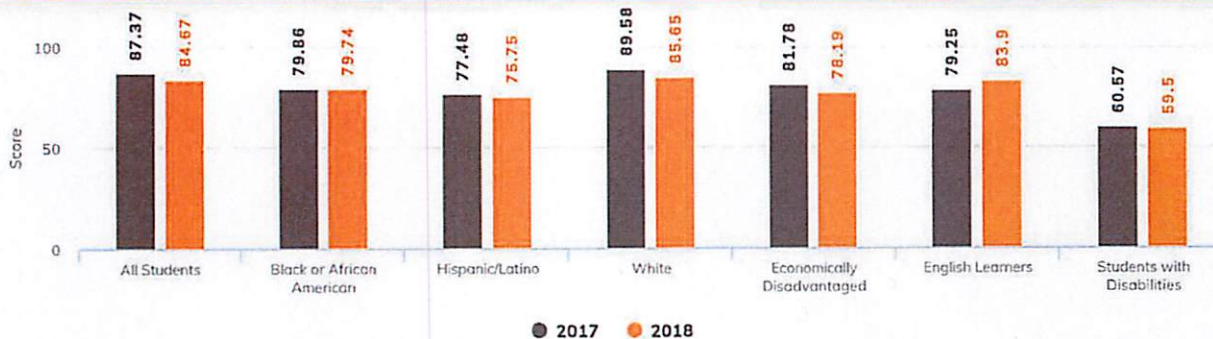
24.75

State Distribution of Overall School ESSA Index Scores



The score 84.67 falls in the 80-85 bar of the state distribution of the overall ESSA index score for the Elementary Level grade span.

Two Year School ESSA Index Scores By Subgroup



Population	2017 Index Score	2018 Index Score
All Students	87.37	84.67
Black or African American	79.86	79.74
Hispanic/Latino	77.48	75.75
White	89.58	85.65
Economically Disadvantaged	81.78	78.19
English Learners	79.25	83.9
Students with Disabilities	60.57	59.5



ESSA Indicator Scores

Public
School
Rating

A

Rating
Scale

A = 79.26 and Above
B = 72.17 - 79.25
C = 64.98 - 72.16
D = 58.09 - 64.97
F = 0.00 - 58.08

Indicator

Score

Overall ESSA Score	84.67
Weighted Achievement Score	89.5
Value-Added Growth Score	85.72
School Quality and Student Success Score	69.9

