



2017 - 2018 • Accountability At-a-Glance • Cato Elementary School

Contact Information

Cato Elementary School | Pulaski County Special School District

Principal: Shyrel Ward Lee | Superintendent: Charles McNulty

9906 Jacksonville Cato RD North Little Rock, AR 72120-

<http://www.pcssd.org> | (501) 833-1160

Student Information

Grades	PK - 5	Total Enrollment	272
Black	26.84 %	English Learners	2.21 %
Hispanic	6.99 %	Low-Income	69.12 %
White	58.82 %	Special Education	9.56 %

Public School Rating Score (State Accountability: A-F Letter Grade)

State
Accountability

74.83

Public
School
Rating

B

Rating
Scale

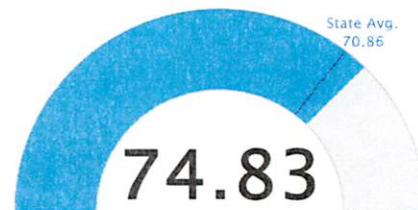
A = 79.26 and Above
B = 72.17 - 79.25
C = 64.98 - 72.16
D = 58.09 - 64.97
F = 0.00 - 58.08

* Alternative Education (AE) program students included in attendance zone for school rating

[Learn More about Public School Rating](#)

School Performance on the ESSA School Index Score (Federal Accountability)

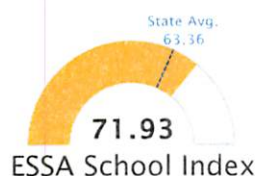
All Students



ESSA School Index

Graph represents where scores fall in comparison to state averages. For more information about the Every Student Succeeds Act and the ESSA School Index, visit arkansased.gov.

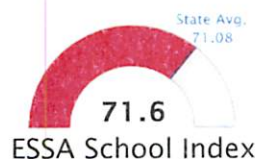
Black/African
American



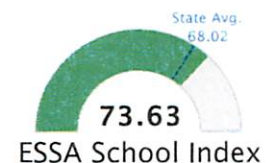
English
Learners

RV*

Hispanic/
Latino



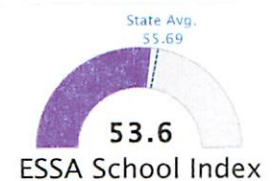
Low-Income



White



Special Education



Note: Full color represents score

*RV = Restricted Value for sub-pops size < 10

Prepared by the Arkansas Department of Education



2018 ESSA School Index: Overview

6003129 - Cato Elementary School

6003000 - Pulaski County Special School District

Overall ESSA Index Score

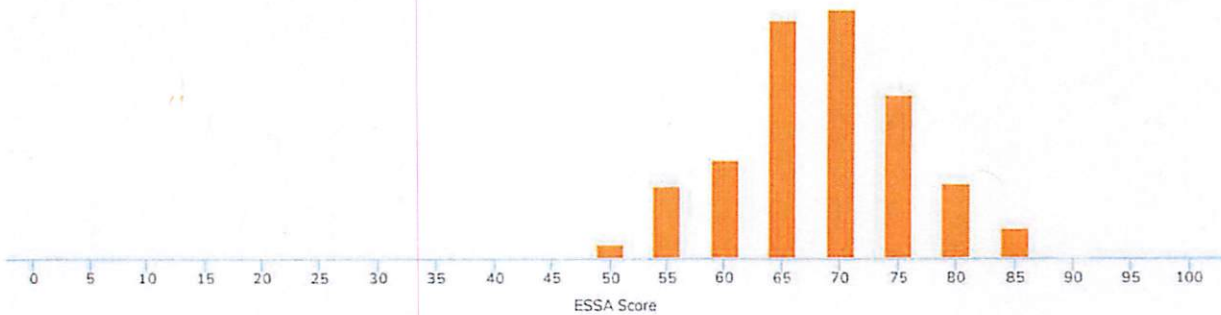


[ESSA Overview](#)

Grade Range
Grade Span
Enrollment
Poverty Rate

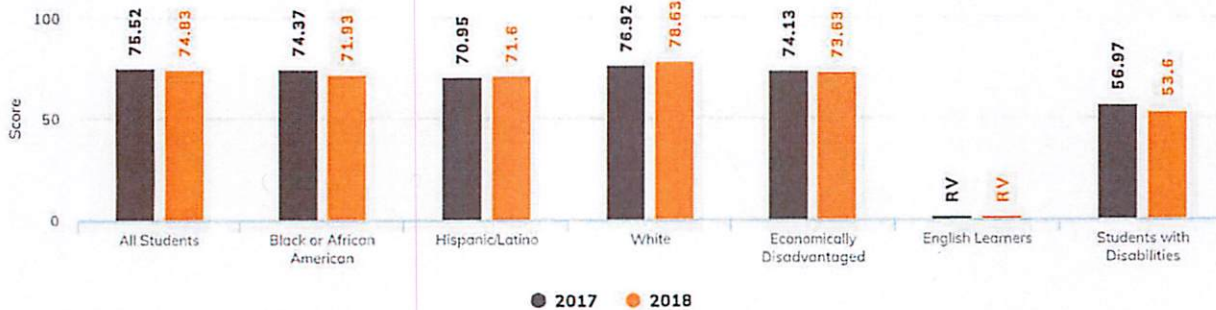
P - 05
1 - Elementary Level
285
69.12

State Distribution of Overall School ESSA Index Scores



The score 74.83 falls in the 70-75 bar of the state distribution of the overall ESSA index score for the Elementary Level grade span.

Two Year School ESSA Index Scores By Subgroup



Population	2017 Index Score	2018 Index Score
All Students	75.52	74.83
Black or African American	74.37	71.93
Hispanic/Latino	70.95	71.6
White	76.92	78.63
Economically Disadvantaged	74.13	73.63
English Learners	RV	RV
Students with Disabilities	56.97	53.6



ESSA Indicator Scores

Public
School
Rating

B

Rating
Scale

A = 79.26 and Above
B = 72.17 - 79.25
C = 64.98 - 72.16
D = 58.09 - 64.97
F = 0.00 - 58.08

Indicator	Score
Overall ESSA Score	74.83
Weighted Achievement Score	71.88
Value-Added Growth Score	84.03
School Quality and Student Success Score	51.05

