



2016 - 2017 • Accountability At-a-Glance • Landmark Elementary School

Contact Information

Landmark Elementary School | Pulaski County Special School District

Principal: Rachel Stevens | Superintendent: Charles McNulty

16712 Arch Street Pike Little Rock, AR 72206-

<http://www.pcssd.org> | (501) 888-8790

Student Information

Grades	PK - 5	Total Enrollment	217
Black	24.42 %	English Learners	24.42 %
Hispanic	28.57 %	Low-Income	80.65 %
White	41.01 %	Special Education	15.67 %

Public School Rating Score (State Accountability: A-F Letter Grade)

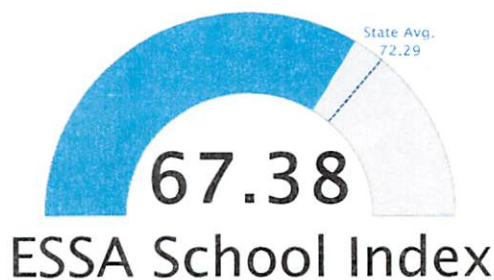


* Alternative Education (AE) program students included in attendance zone for school rating

[Learn More about Public School Rating](#)

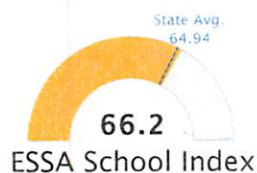
School Performance on the ESSA School Index Score (Federal Accountability)

All Students

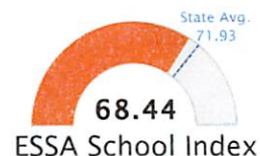


Graph represents where scores fall in comparison to state averages. For more information about the Every Student Succeeds Act and the ESSA School Index, visit arkansased.gov.

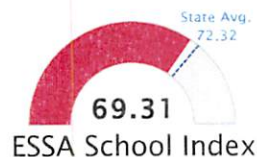
Black/African American



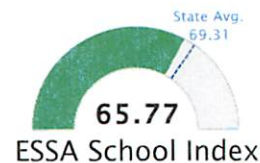
English Learners



Hispanic/Latino



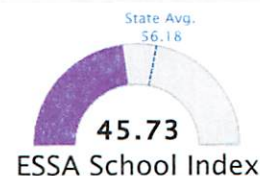
Low-Income



White



Special Education



Note: Full color represents score

Prepared by the Arkansas Department of Education



2017 ESSA School Index: Overview

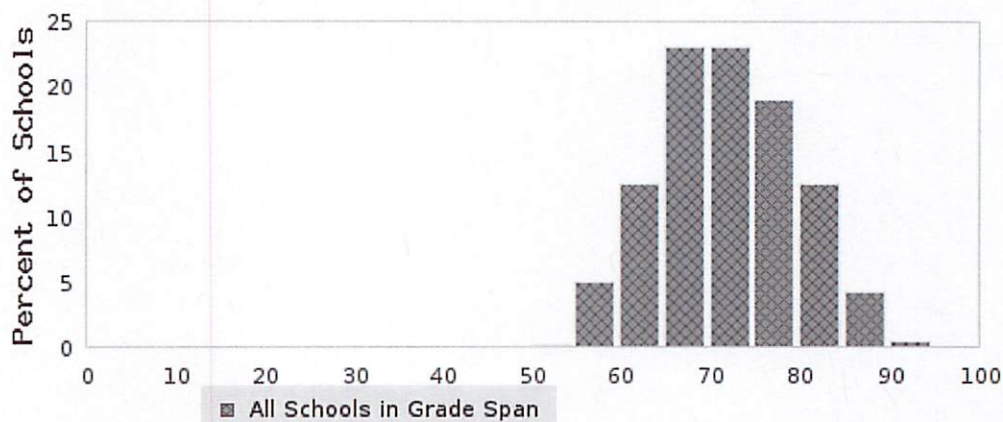
Overall ESSA Index
Score

67.38

6003104 - LANDMARK ELEMENTARY SCHOOL
6003000 - PULASKI COUNTY SPECIAL SCHOOL DISTRICT

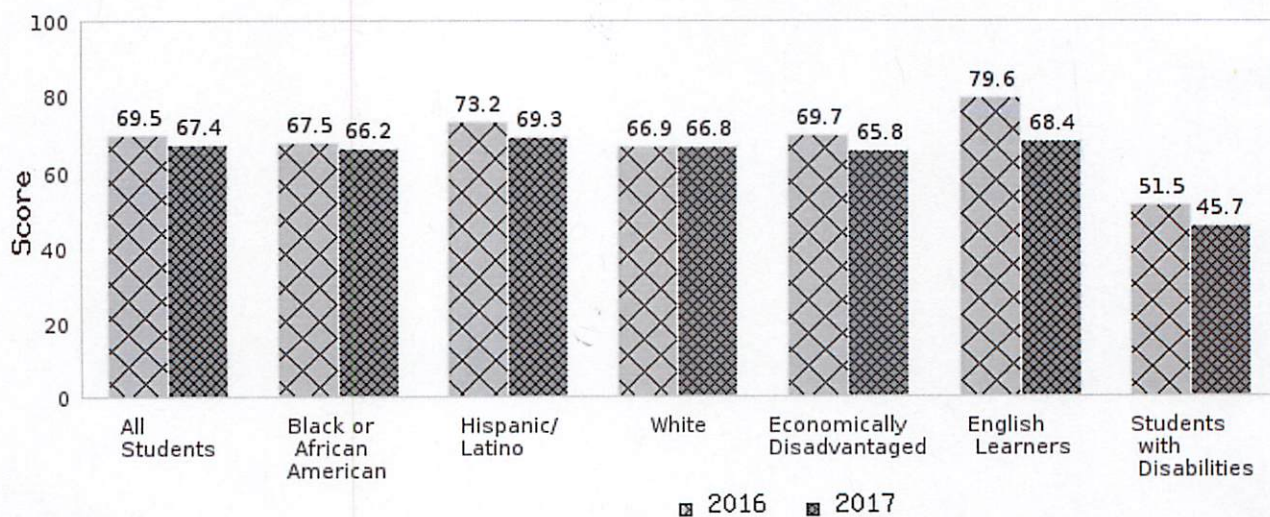
Grade Range	P - 5
Grade Span	1 - Elementary Level
Enrollment	217
Poverty Rate	80.65

State Distribution of Overall School ESSA Index Scores



The score of 67.38 falls in the 65-70 bar of the state distribution of the overall ESSA index score for the elementary level grade span.

Two Year School ESSA Index Scores By Subgroup





2017 ESSA School Index: Overview

Overall ESSA Index
Score

67.38

6003104 - LANDMARK ELEMENTARY SCHOOL
6003000 - PULASKI COUNTY SPECIAL SCHOOL DISTRICT

Grade Range

P - 5

Grade Span

1 - Elementary Level

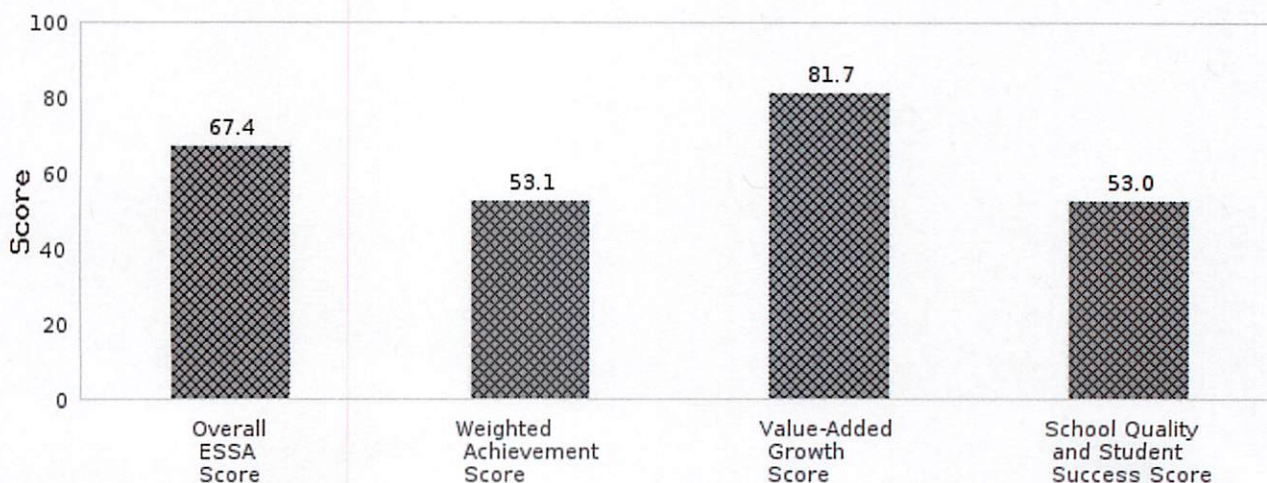
Enrollment

217

Poverty Rate

80.65

ESSA Indicator Scores



**Weighted
Achievement
Score**
53.07

Schools earn a percentage of points for student achievement. Schools earn more points per student in successively higher achievement levels. Schools can earn a score above 100 when more students achieve at the highest achievement level compared to the lowest level.

- Weighted Achievement is weighted at 35% of the ESSA School Index

• For details:

<https://tinyurl.com/y7ujhqr9>

**Value-Added
Growth Score**
81.69

Schools earn points based on students' value-added growth scores in the content areas of math and English language arts, as well as English language proficiency (where applicable).

- Growth is weighted at 50% (non-high schools) or 35% (high schools) of the ESSA school index.

• For details:

<https://tinyurl.com/y7ujhqr9>

**School Quality
and Student
Success Score**
53.05

The SQSS indicator combines measures of student engagement, readiness, completion and success criteria.

- SQSS is weighted at 15% of the ESSA school index.

• For details:

<https://tinyurl.com/y7ujhqr9>