



2016 - 2017 • Accountability At-a-Glance • Harris Elementary School

Contact Information

Harris Elementary School | Pulaski County Special School District

Principal: Eula Dillingham | Superintendent: Charles McNulty

4424 Highway 161 North North Little Rock, AR 72117-

<http://www.pcssd.org> | (501) 955-3550

Student Information

Grades	PK - 5	Total Enrollment	197
Black	76.65 %	English Learners	2.03 %
Hispanic	5.08 %	Low-Income	93.40 %
White	16.24 %	Special Education	17.77 %

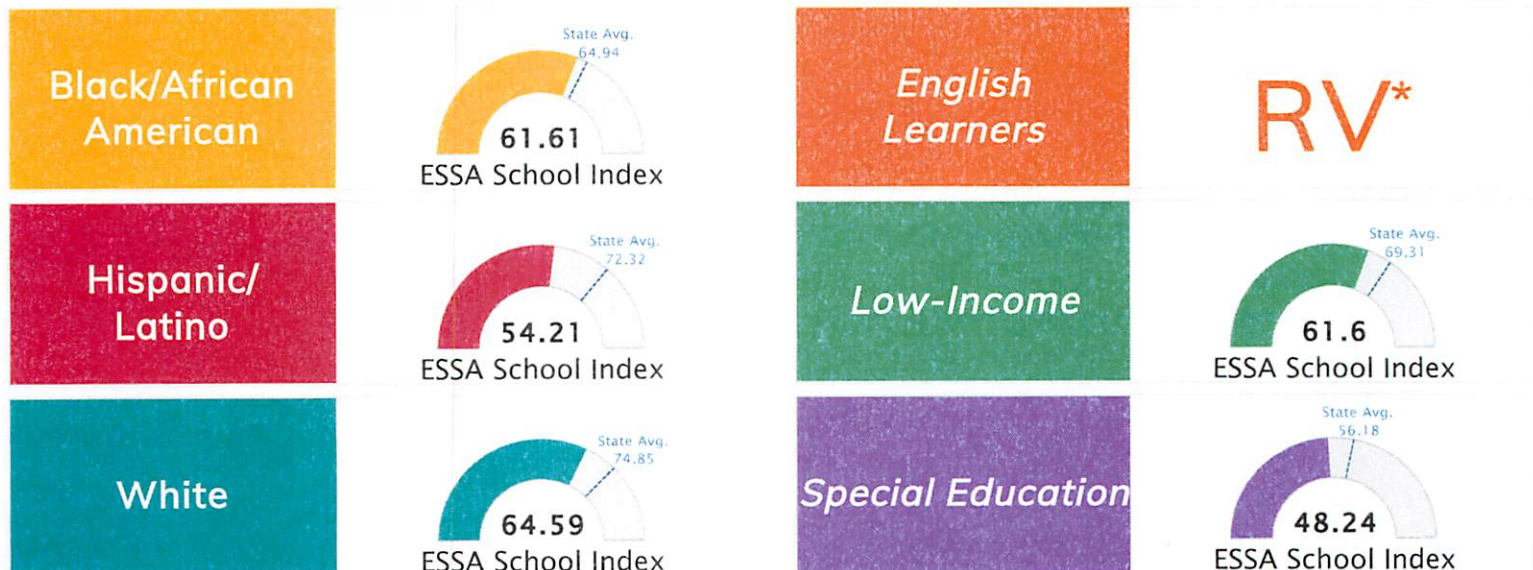
Public School Rating Score (State Accountability: A-F Letter Grade)



School Performance on the ESSA School Index Score (Federal Accountability)



Graph represents where scores fall in comparison to state averages. For more information about the Every Student Succeeds Act and the ESSA School Index, visit arkansased.gov.



Note: Full color represents score

*RV = Restricted Value for sub-pops size < 10

Prepared by the Arkansas Department of Education

2017 ESSA School Index: Overview

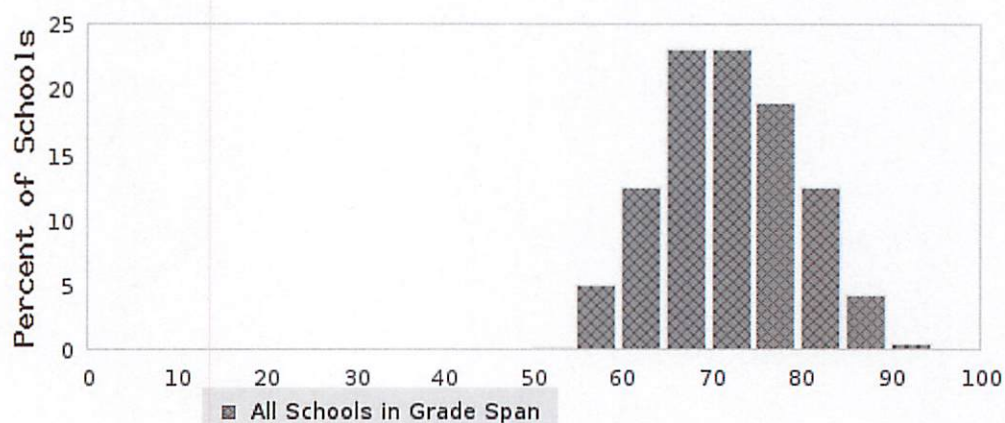
Overall ESSA Index
Score

61.42

6003102 - HARRIS ELEMENTARY SCHOOL
 6003000 - PULASKI COUNTY SPECIAL SCHOOL DISTRICT

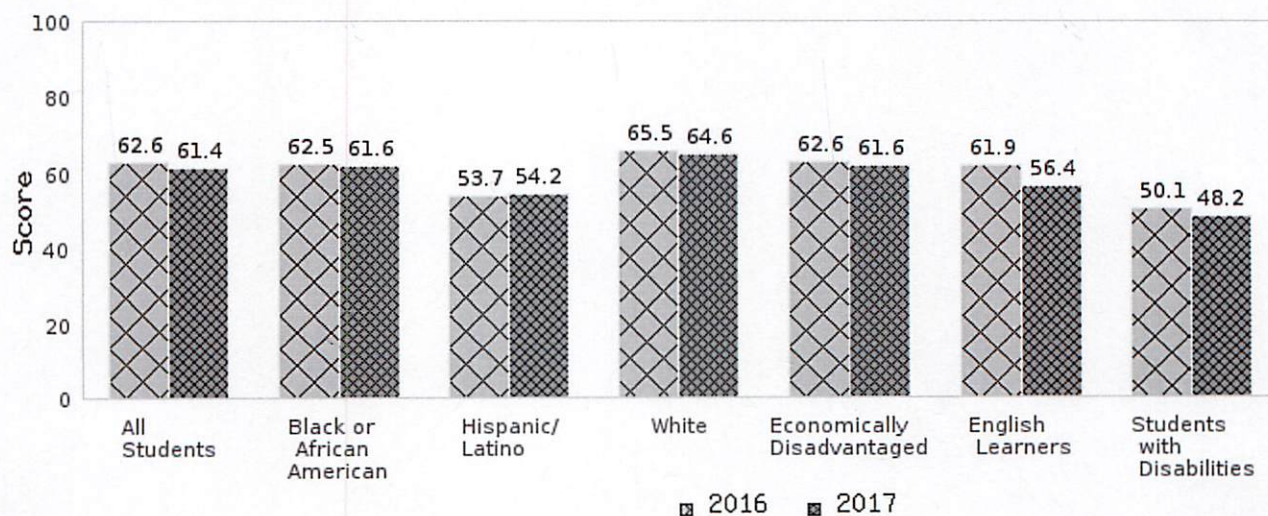
Grade Range	P - 5
Grade Span	1 - Elementary Level
Enrollment	197
Poverty Rate	93.4

State Distribution of Overall School ESSA Index Scores



The score of 61.42 falls in the 60-65 bar of the state distribution of the overall ESSA index score for the elementary level grade span.

Two Year School ESSA Index Scores By Subgroup





2017 ESSA School Index: Overview

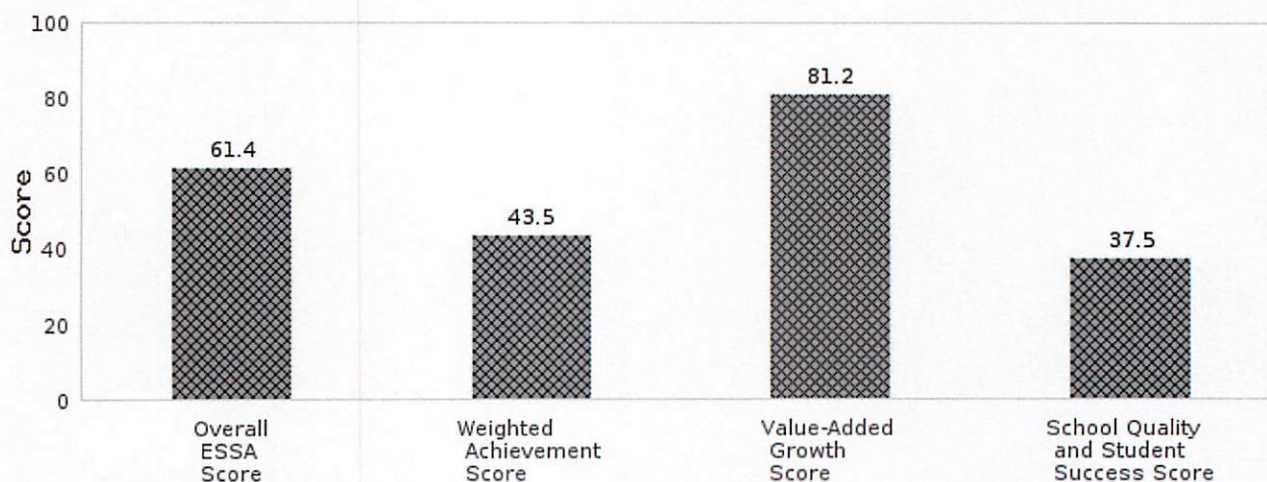
Overall ESSA Index
Score

61.42

6003102 - HARRIS ELEMENTARY SCHOOL
6003000 - PULASKI COUNTY SPECIAL SCHOOL DISTRICT

Grade Range	P - 5
Grade Span	1 - Elementary Level
Enrollment	197
Poverty Rate	93.4

ESSA Indicator Scores



**Weighted
Achievement
Score**
43.46

Schools earn a percentage of points for student achievement. Schools earn more points per student in successively higher achievement levels. Schools can earn a score above 100 when more students achieve at the highest achievement level compared to the lowest level.

- Weighted Achievement is weighted at 35% of the ESSA School Index

• For details:

<https://tinyurl.com/y7ujhqr9>

**Value-Added
Growth Score**
81.17

Schools earn points based on students' value-added growth scores in the content areas of math and English language arts, as well as English language proficiency (where applicable).

- Growth is weighted at 50% (non-high schools) or 35% (high schools) of the ESSA school index.

• For details:

<https://tinyurl.com/y7ujhqr9>

**School Quality
and Student
Success Score**
37.5

The SQSS indicator combines measures of student engagement, readiness, completion and success criteria.

- SQSS is weighted at 15% of the ESSA school index.

• For details:

<https://tinyurl.com/y7ujhqr9>