



## 2016 - 2017 • Accountability At-a-Glance • Fuller Middle School

### Contact Information

**Fuller Middle School | Pulaski County Special School District**

Principal: Emma Watson | Superintendent: Charles McNulty

808 E. Dixon RD Little Rock, AR 72206-

<http://www.pcssd.org> | (501) 490-5730

### Student Information

<b>Grades</b>	<b>6 - 8</b>	<b>Total Enrollment</b>	<b>413</b>
Black	53.27 %	English Learners	11.86 %
Hispanic	15.74 %	Low-Income	78.93 %
White	26.39 %	Special Education	15.01 %

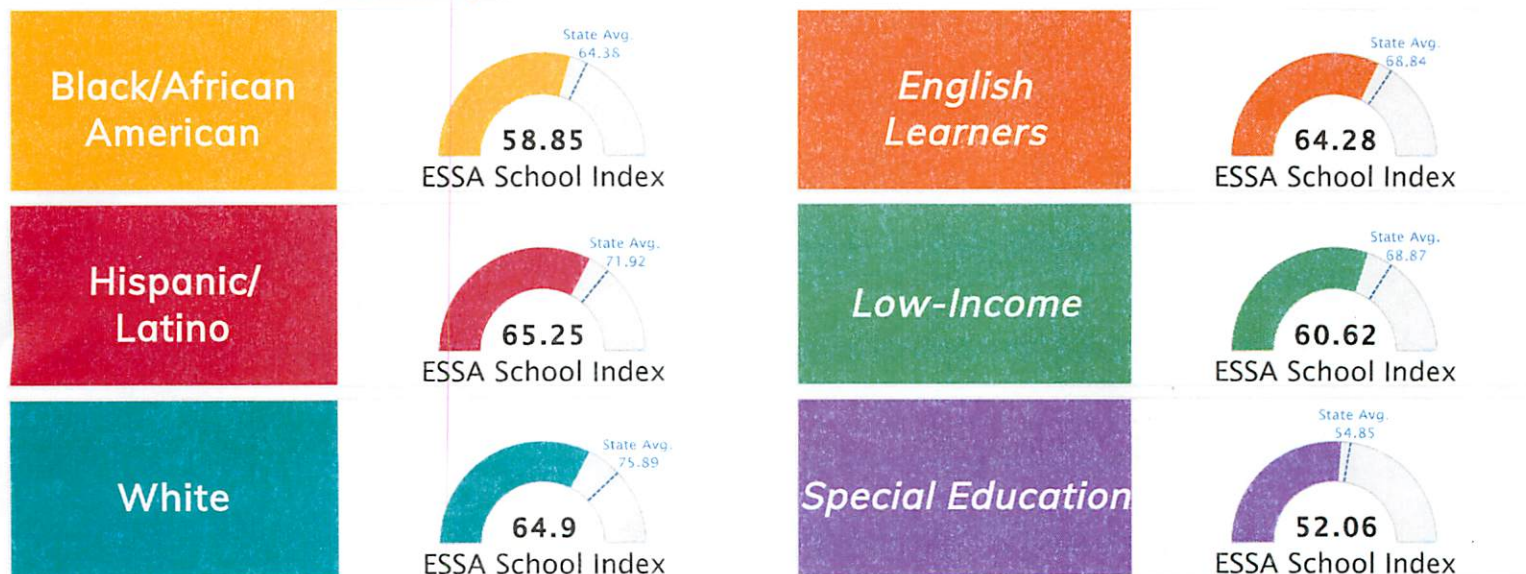
## Public School Rating Score (State Accountability: A-F Letter Grade)



## School Performance on the ESSA School Index Score (Federal Accountability)



Graph represents where scores fall in comparison to state averages. For more information about the Every Student Succeeds Act and the ESSA School Index, visit [arkansased.gov](http://arkansased.gov).



Prepared by the Arkansas Department of Education





## 2017 ESSA School Index: Overview

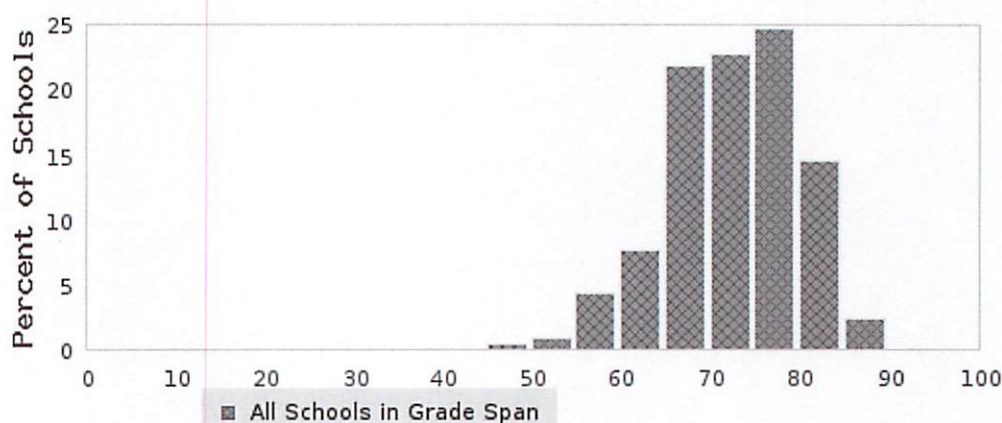
Overall ESSA Index  
Score

**61.84**

6003120 - FULLER MIDDLE SCHOOL  
6003000 - PULASKI COUNTY SPECIAL SCHOOL DISTRICT

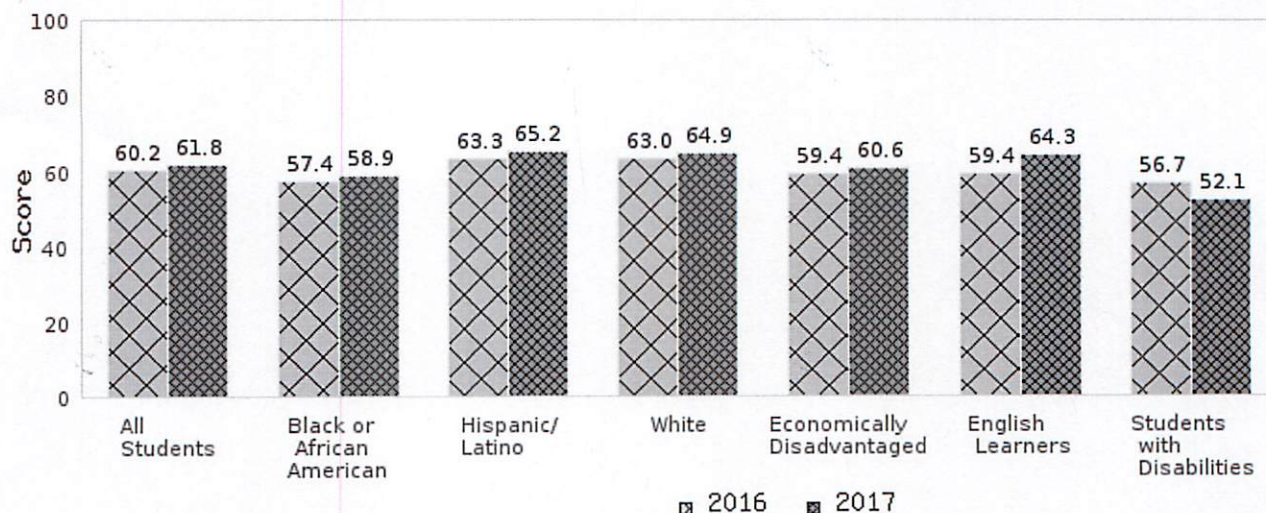
Grade Range	6 - 8
Grade Span	2 - Middle Level
Enrollment	413
Poverty Rate	78.93

## State Distribution of Overall School ESSA Index Scores



The score of 61.84 falls in the 60-65 bar of the state distribution of the overall ESSA index score for the middle level grade span.

## Two Year School ESSA Index Scores By Subgroup







## 2017 ESSA School Index: Overview

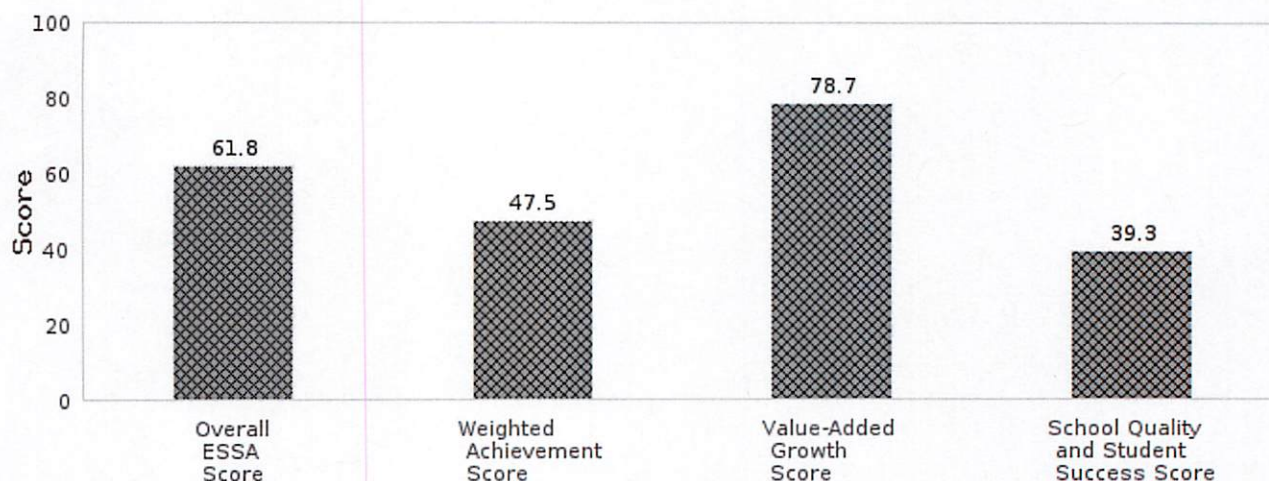
Overall ESSA Index  
Score

**61.84**

6003120 - FULLER MIDDLE SCHOOL  
6003000 - PULASKI COUNTY SPECIAL SCHOOL DISTRICT

Grade Range	6 - 8
Grade Span	2 - Middle Level
Enrollment	413
Poverty Rate	78.93

## ESSA Indicator Scores



**Weighted  
Achievement  
Score**  
**47.46**

Schools earn a percentage of points for student achievement. Schools earn more points per student in successively higher achievement levels. Schools can earn a score above 100 when more students achieve at the highest achievement level compared to the lowest level.

- Weighted Achievement is weighted at 35% of the ESSA School Index

• For details:

<https://tinyurl.com/y7ujhqr9>

**Value-Added  
Growth Score**  
**78.67**

Schools earn points based on students' value-added growth scores in the content areas of math and English language arts, as well as English language proficiency (where applicable).

- Growth is weighted at 50% (non-high schools) or 35% (high schools) of the ESSA school index.

• For details:

<https://tinyurl.com/y7ujhqr9>

**School Quality  
and Student  
Success Score**  
**39.27**

The SQSS indicator combines measures of student engagement, readiness, completion and success criteria.

- SQSS is weighted at 15% of the ESSA school index.

• For details:

<https://tinyurl.com/y7ujhqr9>