



2016 - 2017 • Accountability At-a-Glance • Chenal Elementary School

Contact Information

Chenal Elementary School | Pulaski County Special School District

Principal: Yolanda Harris | Superintendent: Charles McNulty

21201 Denny RD Little Rock, AR 72223-

<http://www.pcssd.org> | (501) 821-7450

Student Information

Grades	K - 5	Total Enrollment	529
Black	18.53 %	English Learners	10.21 %
Hispanic	4.73 %	Low-Income	22.68 %
White	64.84 %	Special Education	11.34 %

Public School Rating Score (State Accountability: A-F Letter Grade)

State
Accountability

87.37

Public
School
Rating

A

Rating
Scale


A = 80.35 and Above
B = 73.47 - 80.34
C = 65.98 - 73.46
D = 58.97 - 65.97
F = 0.00 - 58.96

* Alternative Education (AE) program students included in attendance zone for school rating

[Learn More about Public School Rating](#)

School Performance on the ESSA School Index Score (Federal Accountability)

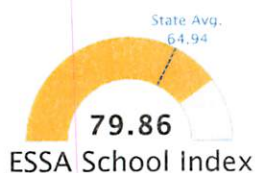
All Students



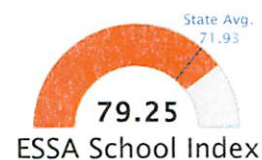
ESSA School Index

Graph represents where scores fall in comparison to state averages. For more information about the Every Student Succeeds Act and the ESSA School Index, visit arkansased.gov.

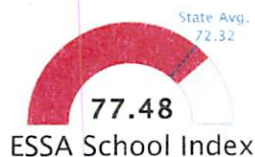
Black/African
American



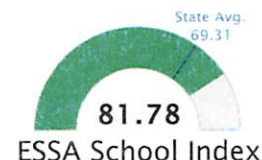
English
Learners



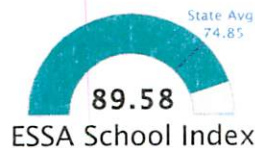
Hispanic/
Latino



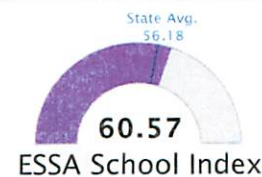
Low-Income



White



Special Education



Note: Full color represents score

Prepared by the Arkansas Department of Education

2017 ESSA School Index: Overview

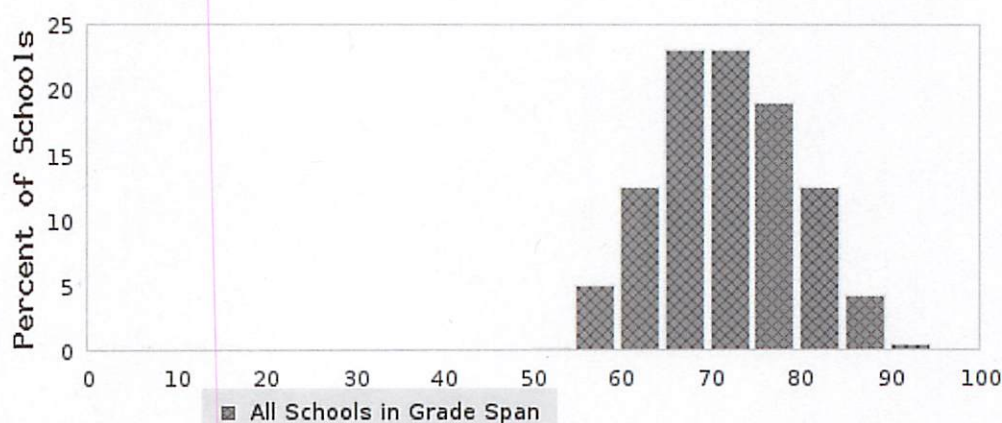
Overall ESSA Index
Score

87.37

6003150 - CHENAL ELEMENTARY SCHOOL
6003000 - PULASKI COUNTY SPECIAL SCHOOL DISTRICT

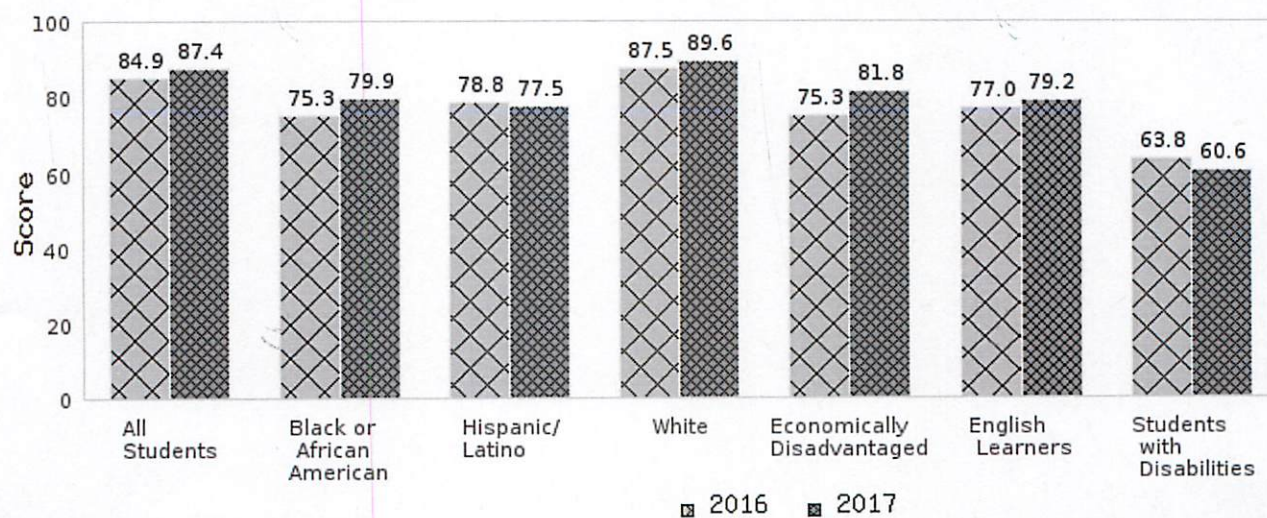
Grade Range	K - 5
Grade Span	1 - Elementary Level
Enrollment	529
Poverty Rate	22.68

State Distribution of Overall School ESSA Index Scores



The score of 87.37 falls in the 85-90 bar of the state distribution of the overall ESSA index score for the elementary level grade span.

Two Year School ESSA Index Scores By Subgroup



2017 ESSA School Index: Overview

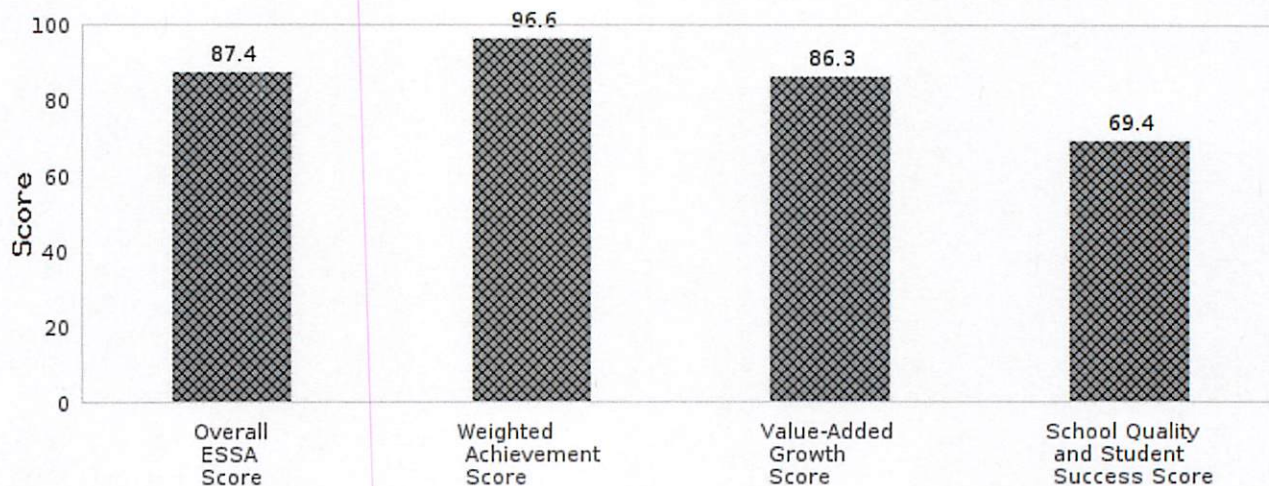
Overall ESSA Index
Score

87.37

6003150 - CHENAL ELEMENTARY SCHOOL
6003000 - PULASKI COUNTY SPECIAL SCHOOL DISTRICT

Grade Range	K - 5
Grade Span	1 - Elementary Level
Enrollment	529
Poverty Rate	22.68

ESSA Indicator Scores



**Weighted
Achievement
Score**
96.56

Schools earn a percentage of points for student achievement. Schools earn more points per student in successively higher achievement levels. Schools can earn a score above 100 when more students achieve at the highest achievement level compared to the lowest level.

- Weighted Achievement is weighted at 35% of the ESSA School Index
- For details:

<https://tinyurl.com/y7ujhqr9>

**Value-Added
Growth Score**
86.34

Schools earn points based on students' value-added growth scores in the content areas of math and English language arts, as well as English language proficiency (where applicable).

- Growth is weighted at 50% (non-high schools) or 35% (high schools) of the ESSA school index.
- For details:

<https://tinyurl.com/y7ujhqr9>

**School Quality
and Student
Success Score**
69.36

The SQSS indicator combines measures of student engagement, readiness, completion and success criteria.

- SQSS is weighted at 15% of the ESSA school index.
- For details:

<https://tinyurl.com/y7ujhqr9>