



## 2016 - 2017 • Accountability At-a-Glance • Sylvan Hills Middle School

### Contact Information

Sylvan Hills Middle School | Pulaski County Special School District

Principal: Michael Hudgeons | Superintendent: Charles McNulty

10001 Johnson Street Sherwood, AR 72120-

<http://www.pcssd.org> | (501) 234-2720

### Student Information

<b>Grades</b>	<b>6 - 8</b>	<b>Total Enrollment</b>	<b>1,154</b>
Black	43.33 %	English Learners	2.17 %
Hispanic	5.63 %	Low-Income	57.89 %
White	47.14 %	Special Education	12.56 %

## Public School Rating Score (State Accountability: A-F Letter Grade)

State  
Accountability

67.89

Public  
School  
Rating

C

Rating  
Scale

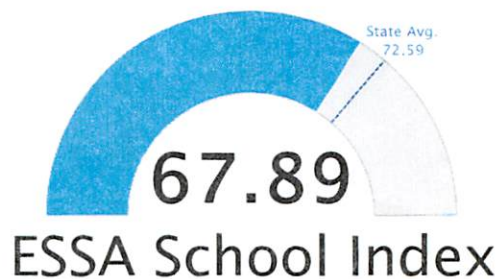
A = 78.37 and Above  
B = 72.58 - 78.36  
C = 65.93 - 72.57  
D = 56.24 - 65.92  
F = 0.00 - 56.23

\* Alternative Education (AE) program students included in attendance zone for school rating

[Learn More about Public School Rating](#)

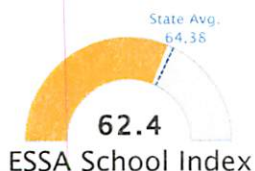
## School Performance on the ESSA School Index Score (Federal Accountability)

All Students

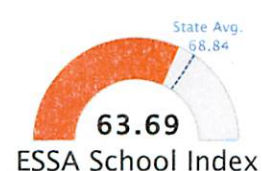


Graph represents where scores fall in comparison to state averages. For more information about the Every Student Succeeds Act and the ESSA School Index, visit [arkansased.gov](http://arkansased.gov).

Black/African  
American



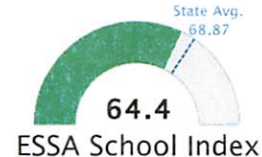
English  
Learners



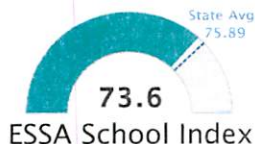
Hispanic/  
Latino



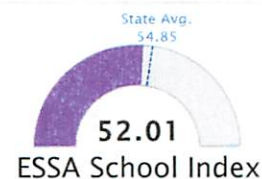
Low-Income



White



Special Education



Note: Full color represents score

Prepared by the Arkansas Department of Education





## 2017 ESSA School Index: Overview

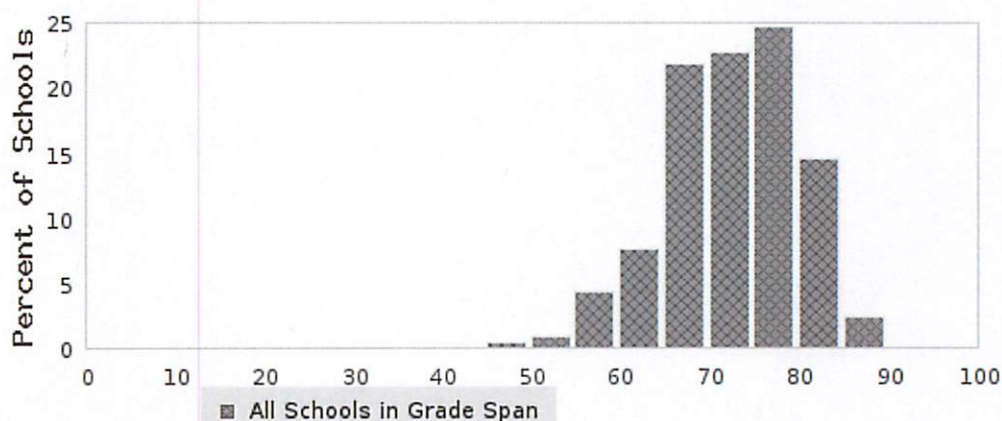
Overall ESSA Index  
Score

**67.89**

6003122 - SYLVAN HILLS MIDDLE SCHOOL  
6003000 - PULASKI COUNTY SPECIAL SCHOOL DISTRICT

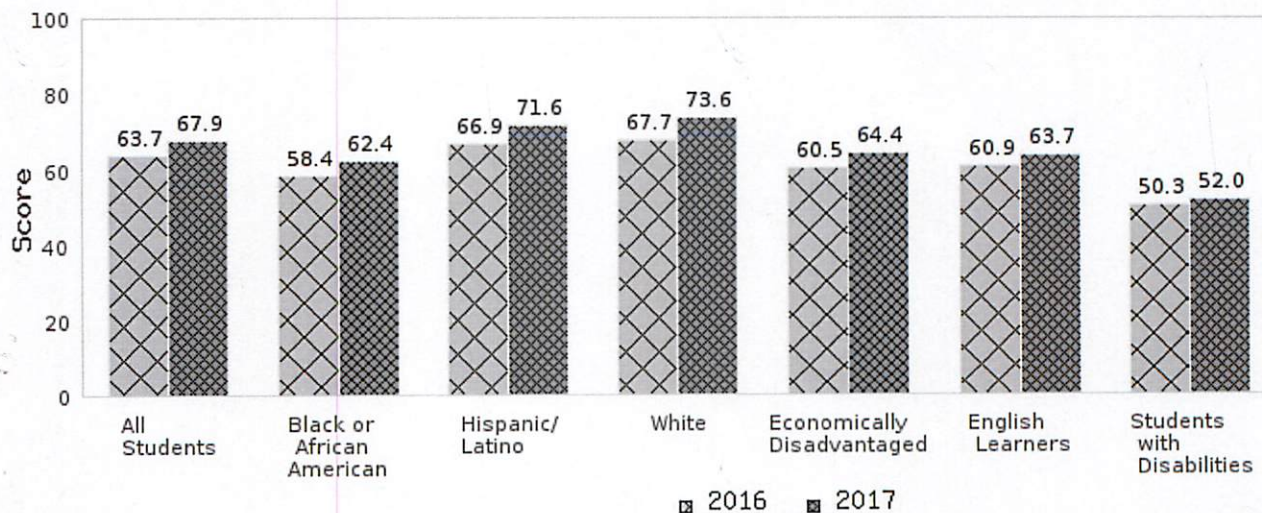
Grade Range	6 - 8
Grade Span	2 - Middle Level
Enrollment	1154
Poverty Rate	57.89

## State Distribution of Overall School ESSA Index Scores



The score of 67.89 falls in the 65-70 bar of the state distribution of the overall ESSA index score for the middle level grade span.

## Two Year School ESSA Index Scores By Subgroup







## 2017 ESSA School Index: Overview

Overall ESSA Index  
Score

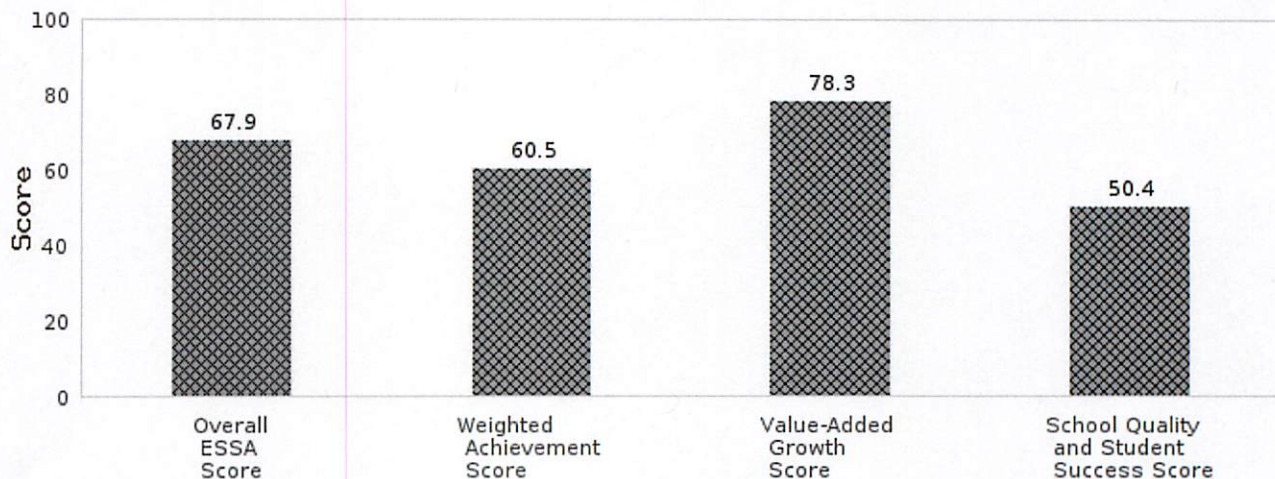
**67.89**

6003122 - SYLVAN HILLS MIDDLE SCHOOL  
6003000 - PULASKI COUNTY SPECIAL SCHOOL DISTRICT

Grade Range  
Grade Span  
Enrollment  
Poverty Rate

6 - 8  
2 - Middle Level  
1154  
57.89

## ESSA Indicator Scores



**Weighted  
Achievement  
Score**  
**60.54**

Schools earn a percentage of points for student achievement. Schools earn more points per student in successively higher achievement levels. Schools can earn a score above 100 when more students achieve at the highest achievement level compared to the lowest level.

- Weighted Achievement is weighted at 35% of the ESSA School Index
- For details:  
<https://tinyurl.com/y7ujhqr9>

**Value-Added  
Growth Score**  
**78.28**

Schools earn points based on students' value-added growth scores in the content areas of math and English language arts, as well as English language proficiency (where applicable).

- Growth is weighted at 50% (non-high schools) or 35% (high schools) of the ESSA school index.
- For details:  
<https://tinyurl.com/y7ujhqr9>

**School Quality  
and Student  
Success Score**  
**50.43**

The SQSS indicator combines measures of student engagement, readiness, completion and success criteria.

- SQSS is weighted at 15% of the ESSA school index.
- For details:  
<https://tinyurl.com/y7ujhqr9>