



2016 - 2017 • Accountability At-a-Glance • Joe T. Robinson High School

Contact Information

Joe T. Robinson High School | Pulaski County Special School District

Principal: Mary Carolyn Bailey | Superintendent: Charles McNulty

21501 Highway 10 Little Rock, AR 72223-

<http://www.pcassd.org> | (501) 868-2400

Student Information

| | | | |
|----------|---------|-------------------|---------|
| Grades | 9 - 12 | Total Enrollment | 557 |
| Black | 38.06 % | English Learners | 3.41 % |
| Hispanic | 8.26 % | Low-Income | 34.83 % |
| White | 48.47 % | Special Education | 15.44 % |

Public School Rating Score (State Accountability: A-F Letter Grade)

State
Accountability

61.34

Public
School
Rating

D

Rating
Scale

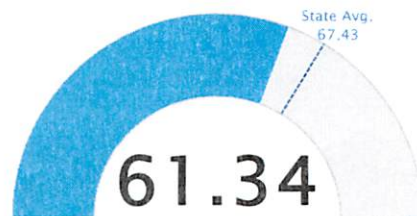
A = 75.40 and Above
B = 69.58 - 75.39
C = 62.78 - 69.57
D = 54.48 - 62.77
F = 0.00 - 54.47

* Alternative Education (AE) program students included in attendance zone for school rating

[Learn More about Public School Rating](#)

School Performance on the ESSA School Index Score (Federal Accountability)

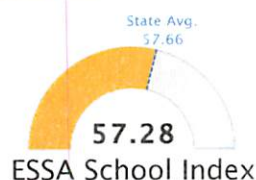
All Students



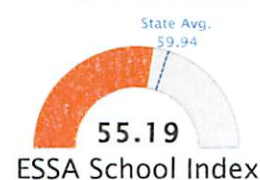
ESSA School Index

Graph represents where scores fall in comparison to state averages. For more information about the Every Student Succeeds Act and the ESSA School Index, visit arkansased.gov.

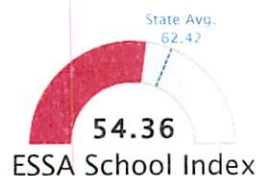
Black/African
American



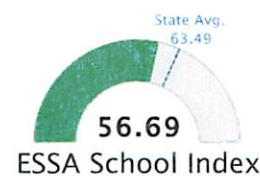
English
Learners



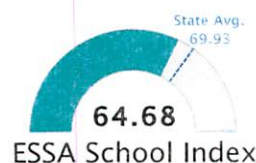
Hispanic/
Latino



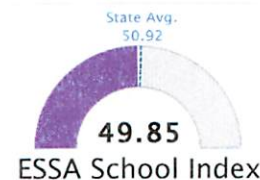
Low-Income



White



Special Education



Note: Full color represents score

Prepared by the Arkansas Department of Education

2017 ESSA School Index: Overview

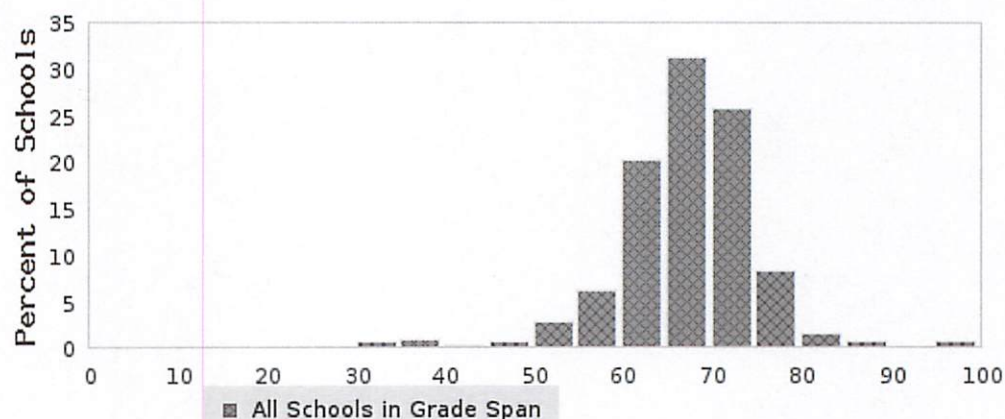
Overall ESSA Index
Score

61.34

6003127 - JOE T. ROBINSON HIGH SCHOOL
6003000 - PULASKI COUNTY SPECIAL SCHOOL DISTRICT

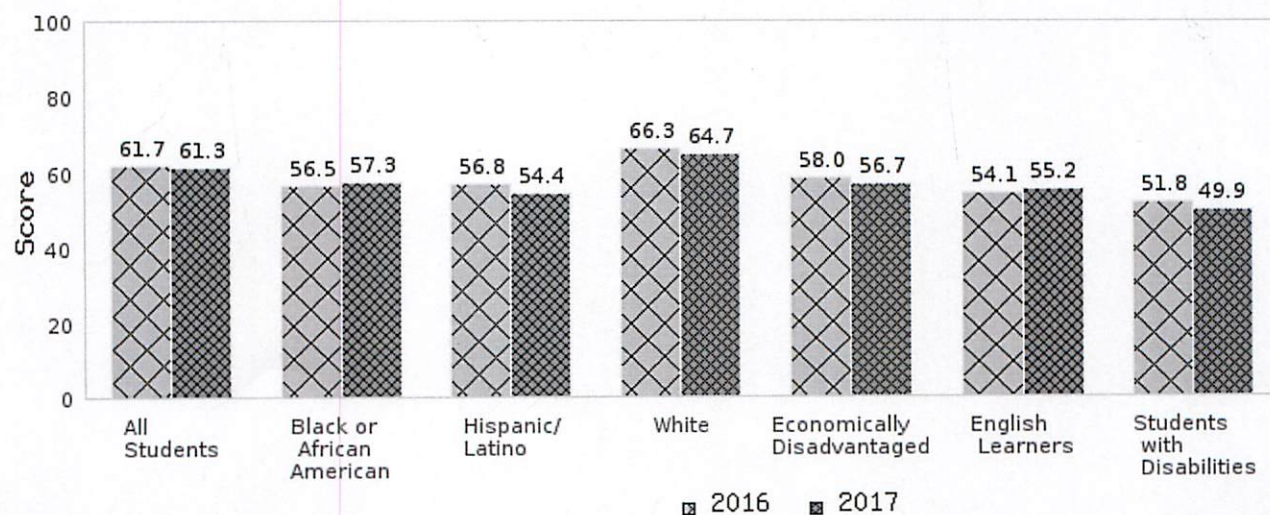
| | |
|--------------|-----------------------|
| Grade Range | 9 - 12 |
| Grade Span | 3 - High School Level |
| Enrollment | 557 |
| Poverty Rate | 34.83 |

State Distribution of Overall School ESSA Index Scores



The score of 61.34 falls in the 60-65 bar of the state distribution of the overall ESSA index score for the high school level grade span.

Two Year School ESSA Index Scores By Subgroup



2017 ESSA School Index: Overview

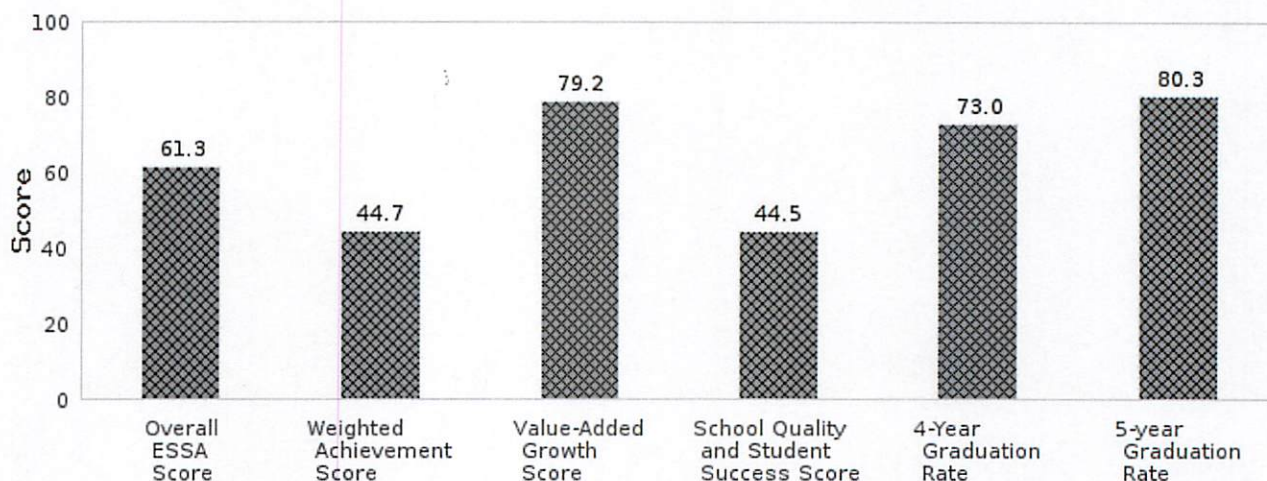
Overall ESSA Index
Score

61.34

6003127 - JOE T. ROBINSON HIGH SCHOOL
 6003000 - PULASKI COUNTY SPECIAL SCHOOL DISTRICT

| | |
|--------------|-----------------------|
| Grade Range | 9 - 12 |
| Grade Span | 3 - High School Level |
| Enrollment | 557 |
| Poverty Rate | 34.83 |

ESSA Indicator Scores



**Weighted
Achievement
Score**
44.68

Schools earn a percentage of points for student achievement. Schools earn more points per student in successively higher achievement levels. Schools can earn a score above 100 when more students achieve at the highest achievement level compared to the lowest level.

- Weighted Achievement is weighted at 35% of the ESSA School Index
- For details: <https://tinyurl.com/y7ujhqr9>

**Value-Added
Growth Score**
79.18

Schools earn points based on students' value-added growth scores in the content areas of math and English language arts, as well as English language proficiency (where applicable).

- Growth is weighted at 50% (non-high schools) or 35% (high schools) of the ESSA school index.
- For details: <https://tinyurl.com/y7ujhqr9>

**School Quality
and Student
Success Score**
44.5

The SQSS indicator combines measures of student engagement, readiness, completion and success criteria.

- SQSS is weighted at 15% of the ESSA school index.
- For details: <https://tinyurl.com/y7ujhqr9>

**4-Year
Graduation Rate**
72.99
**5-Year
Graduation Rate**
80.33

Schools earn a percentage of points based on the four-year and five-year adjusted cohort graduation rate. The four-year rate is weighted at 10% of the overall ESSA Index Score. The five-year rate is weighted at 5% of the overall ESSA Index Score.

- For details: <https://tinyurl.com/y7ujhqr9>