



2016 - 2017 • Accountability At-a-Glance • Joe T. Robinson Elem. School

Contact Information

Joe T. Robinson Elem. School | Pulaski County Special School District

Principal: Taniesa Moore | Superintendent: Charles McNulty

21600 Highway 10 Little Rock, AR 72223-

<http://www.pcssd.org> | (501) 868-2420

Student Information

Grades	PK - 5	Total Enrollment	168
Black	30.36 %	English Learners	5.95 %
Hispanic	9.52 %	Low-Income	57.74 %
White	55.36 %	Special Education	16.07 %

Public School Rating Score (State Accountability: A-F Letter Grade)

State Accountability

77.37

Public School Rating

B

Rating Scale

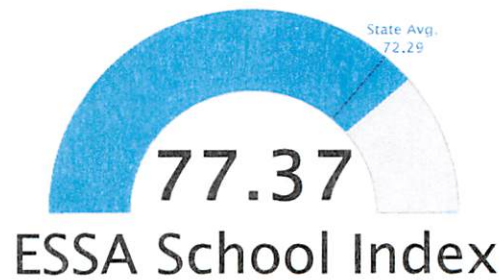
A = 80.35 and Above
B = 73.47 - 80.34
C = 65.98 - 73.46
D = 58.97 - 65.97
F = 0.00 - 58.96

* Alternative Education (AE) program students included in attendance zone for school rating

[Learn More about Public School Rating](#)

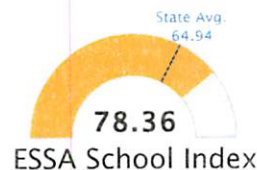
School Performance on the ESSA School Index Score (Federal Accountability)

All Students

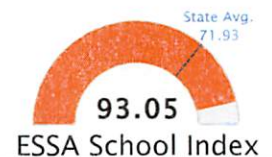


Graph represents where scores fall in comparison to state averages. For more information about the Every Student Succeeds Act and the ESSA School Index, visit arkansased.gov.

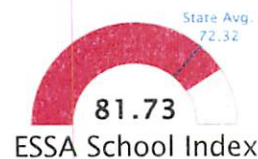
Black/African American



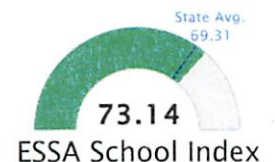
English Learners



Hispanic/Latino



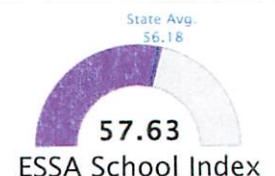
Low-Income



White



Special Education



Note: Full color represents score

Prepared by the Arkansas Department of Education

2017 ESSA School Index: Overview

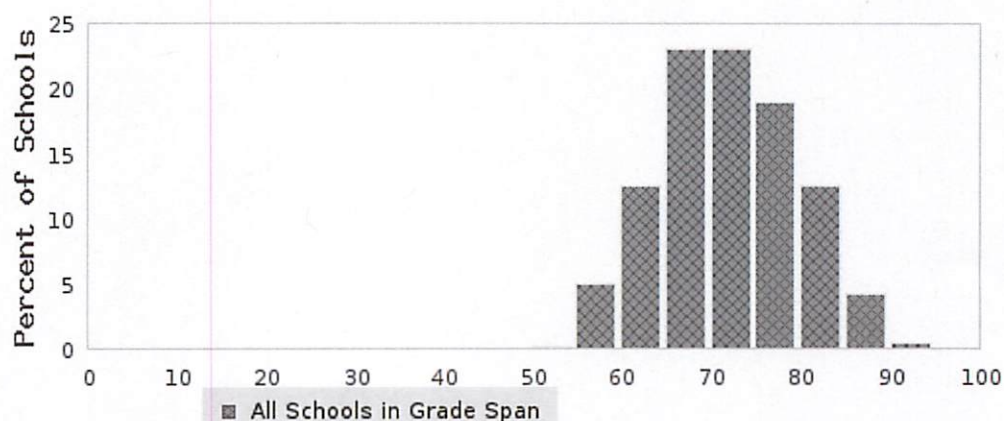
Overall ESSA Index
Score

77.37

6003110 - JOE T. ROBINSON ELEM. SCHOOL
 6003000 - PULASKI COUNTY SPECIAL SCHOOL DISTRICT

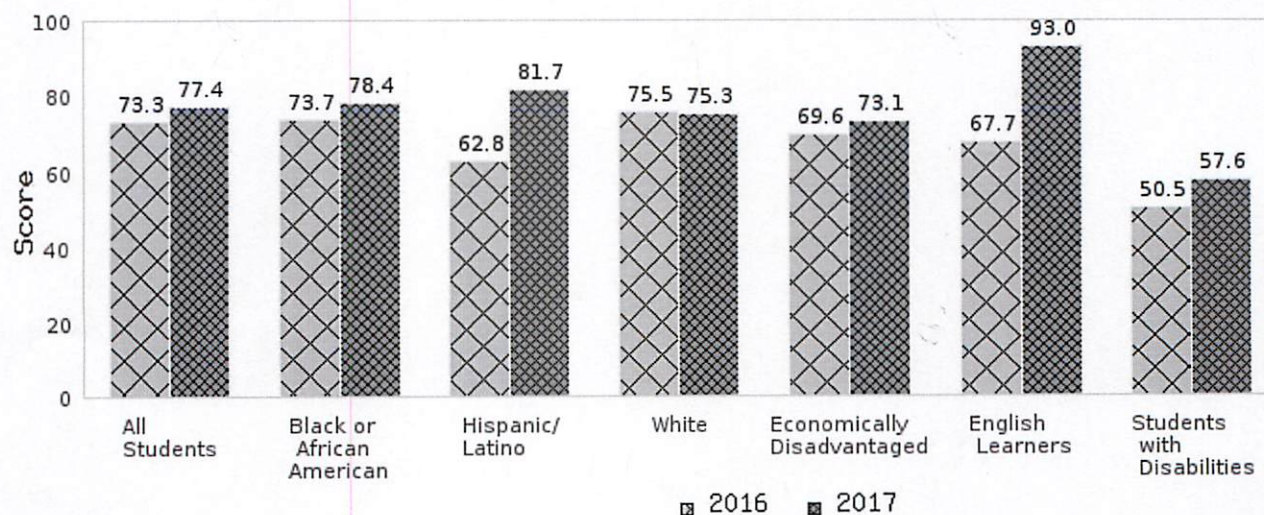
Grade Range	P - 5
Grade Span	1 - Elementary Level
Enrollment	168
Poverty Rate	57.74

State Distribution of Overall School ESSA Index Scores



The score of 77.37 falls in the 75-80 bar of the state distribution of the overall ESSA index score for the elementary level grade span.

Two Year School ESSA Index Scores By Subgroup



2017 ESSA School Index: Overview

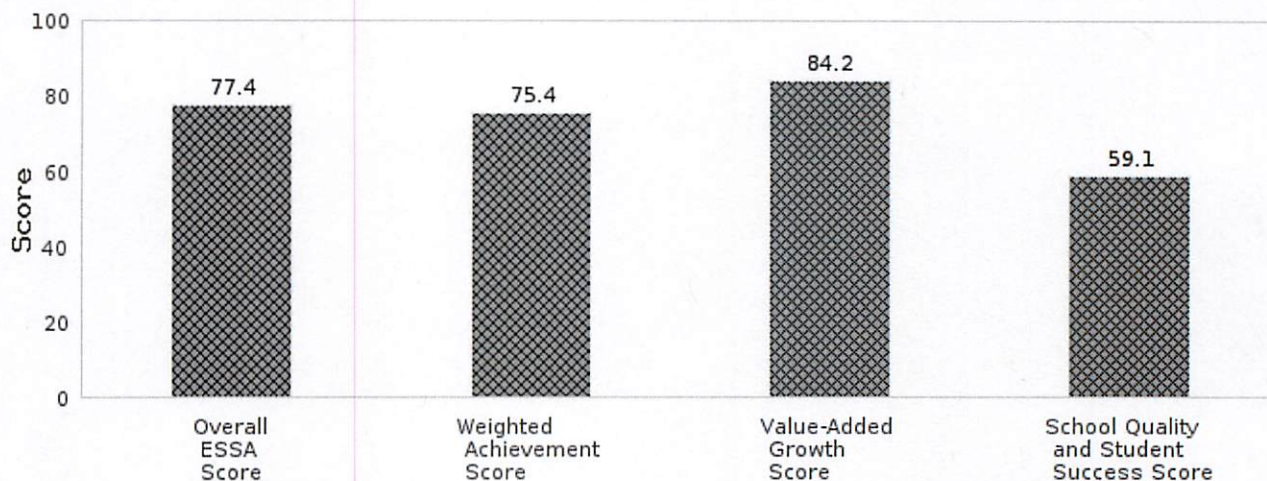
Overall ESSA Index
Score

77.37

6003110 - JOE T. ROBINSON ELEM. SCHOOL
6003000 - PULASKI COUNTY SPECIAL SCHOOL DISTRICT

Grade Range	P - 5
Grade Span	1 - Elementary Level
Enrollment	168
Poverty Rate	57.74

ESSA Indicator Scores



**Weighted
Achievement
Score**
75.37

Schools earn a percentage of points for student achievement. Schools earn more points per student in successively higher achievement levels. Schools can earn a score above 100 when more students achieve at the highest achievement level compared to the lowest level.

- Weighted Achievement is weighted at 35% of the ESSA School Index
- For details:

<https://tinyurl.com/y7ujhqr9>

**Value-Added
Growth Score**
84.24

Schools earn points based on students' value-added growth scores in the content areas of math and English language arts, as well as English language proficiency (where applicable).

- Growth is weighted at 50% (non-high schools) or 35% (high schools) of the ESSA school index.
- For details:

<https://tinyurl.com/y7ujhqr9>

**School Quality
and Student
Success Score**
59.15

The SQSS indicator combines measures of student engagement, readiness, completion and success criteria.

- SQSS is weighted at 15% of the ESSA school index.
- For details:

<https://tinyurl.com/y7ujhqr9>