



## 2016 - 2017 • Accountability At-a-Glance • Maumelle High School

### Contact Information

**Maumelle High School | Pulaski County Special School District**

Principal: Jeff Senn | Superintendent: Charles McNulty

100 Victory Lane Maumelle, AR 72113-

<http://www.pcssd.org> | (501) 234-2510

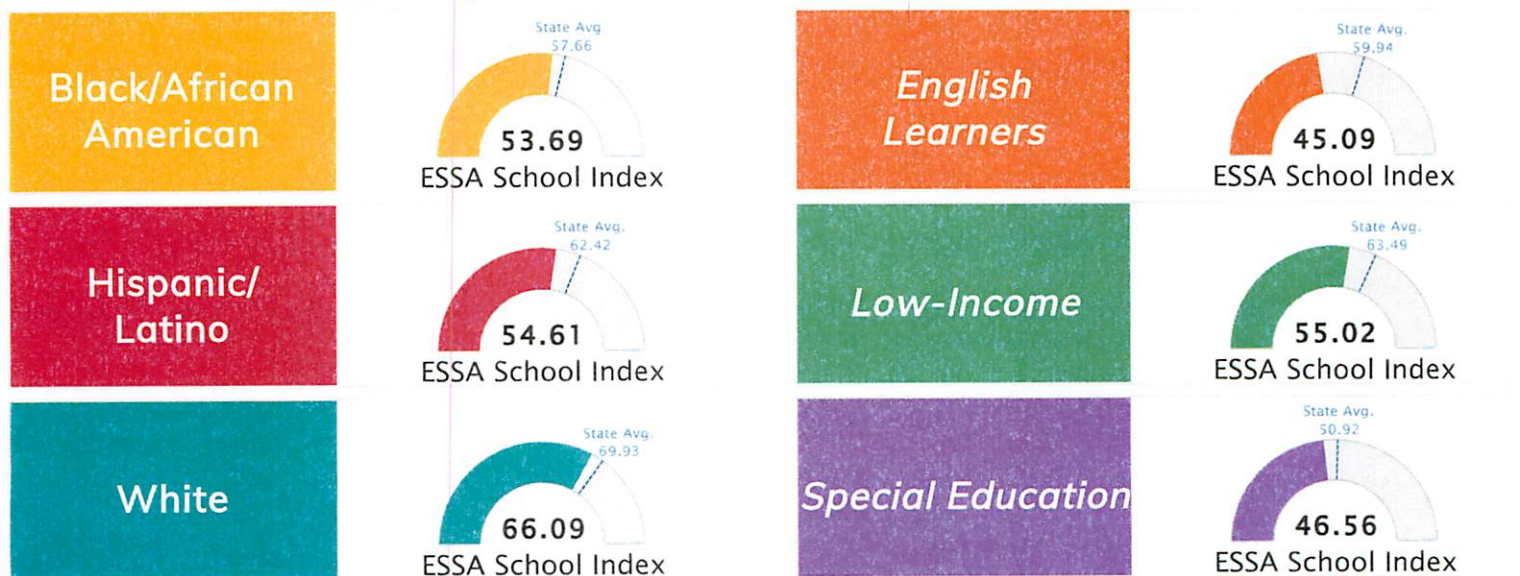
### Student Information

<b>Grades</b>	<b>9 - 12</b>	<b>Total Enrollment</b>	<b>1,066</b>
Black	42.87 %	English Learners	2.06 %
Hispanic	6.10 %	Low-Income	39.77 %
White	47.56 %	Special Education	6.85 %

## Public School Rating Score (State Accountability: A-F Letter Grade)



## School Performance on the ESSA School Index Score (Federal Accountability)



Prepared by the Arkansas Department of Education



## 2017 ESSA School Index: Overview

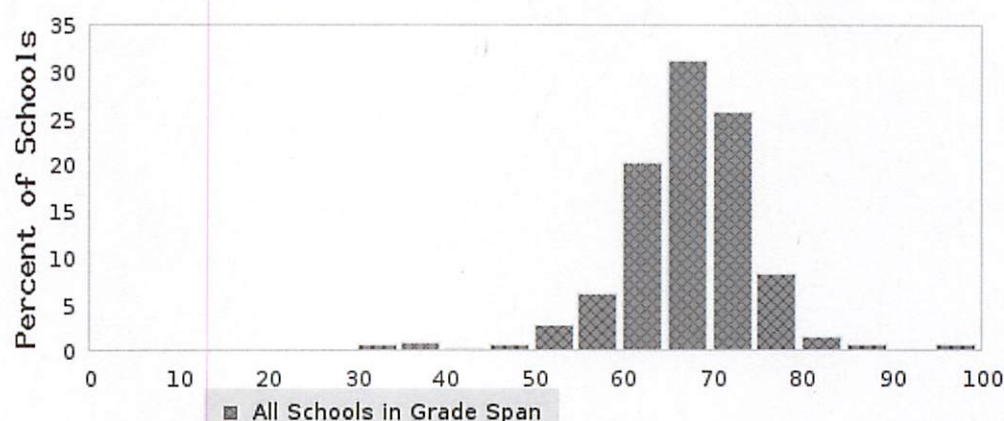
Overall ESSA Index  
Score

**60.57**

**6003151 - MAUMELLE HIGH SCHOOL**  
**6003000 - PULASKI COUNTY SPECIAL SCHOOL DISTRICT**

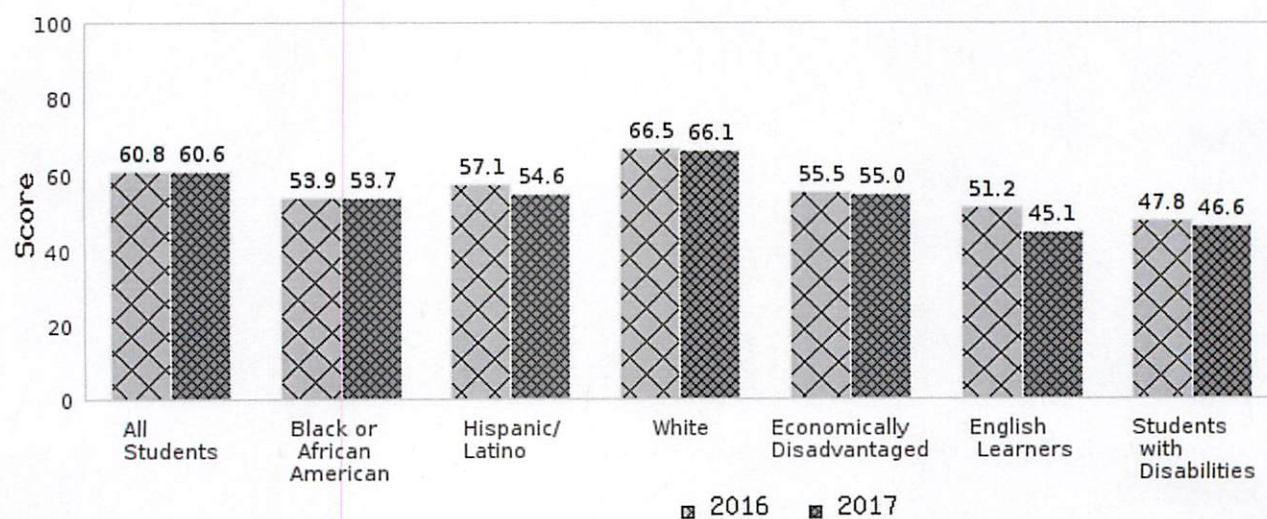
Grade Range	9 - 12
Grade Span	3 - High School Level
Enrollment	1066
Poverty Rate	39.77

## State Distribution of Overall School ESSA Index Scores



The score of 60.57 falls in the 60-65 bar of the state distribution of the overall ESSA index score for the high school level grade span.

## Two Year School ESSA Index Scores By Subgroup







## 2017 ESSA School Index: Overview

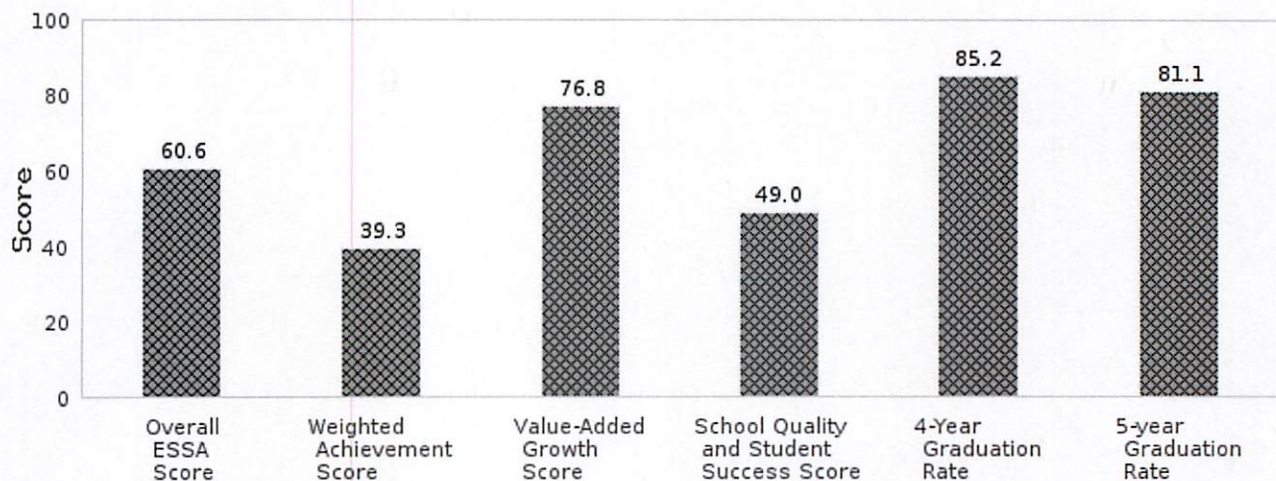
Overall ESSA Index  
Score

**60.57**

6003151 - MAUMELLE HIGH SCHOOL  
6003000 - PULASKI COUNTY SPECIAL SCHOOL DISTRICT

Grade Range	9 - 12
Grade Span	3 - High School Level
Enrollment	1066
Poverty Rate	39.77

## ESSA Indicator Scores



### Weighted Achievement Score 39.3

Schools earn a percentage of points for student achievement. Schools earn more points per student in successively higher achievement levels. Schools can earn a score above 100 when more students achieve at the highest achievement level compared to the lowest level.

- Weighted Achievement is weighted at 35% of the ESSA School Index
- For details:  
<https://tinyurl.com/y7ujhqr9>

### Value-Added Growth Score 76.82

Schools earn points based on students' value-added growth scores in the content areas of math and English language arts, as well as English language proficiency (where applicable).

- Growth is weighted at 50% (non-high schools) or 35% (high schools) of the ESSA school index.
- For details:  
<https://tinyurl.com/y7ujhqr9>

### School Quality and Student Success Score 48.98

The SQSS indicator combines measures of student engagement, readiness, completion and success criteria.

- SQSS is weighted at 15% of the ESSA school index.
- For details:  
<https://tinyurl.com/y7ujhqr9>

### 4-Year Graduation Rate 85.24

Schools earn a percentage of points based on the four-year and five-year adjusted cohort graduation rate. The four-year rate is weighted at 10% of the overall ESSA Index Score.

### 5-Year Graduation Rate 81.08

The five-year rate is weighted at 5% of the overall ESSA Index Score.

- For details:  
<https://tinyurl.com/y7ujhqr9>