



2016 - 2017 • Accountability At-a-Glance • Oakbrooke Elementary School

Contact Information

Oakbrooke Elementary School | Pulaski County Special School District

Principal: Kim Truslow | Superintendent: Charles McNulty

2200 Thornhill Sherwood, AR 72120-

<http://www.pcssd.org> | (501) 833-1190

Student Information

Grades	PK - 5	Total Enrollment	475
Black	32.42 %	English Learners	3.16 %
Hispanic	8.42 %	Low-Income	56.84 %
White	48.42 %	Special Education	16.21 %

Public School Rating Score (State Accountability: A-F Letter Grade)

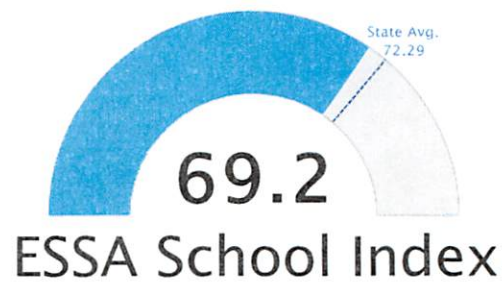


* Alternative Education (AE) program students included in attendance zone for school rating

[Learn More about Public School Rating](#)

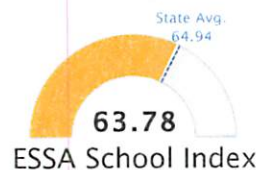
School Performance on the ESSA School Index Score (Federal Accountability)

All Students

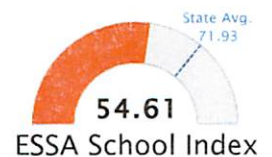


Graph represents where scores fall in comparison to state averages. For more information about the Every Student Succeeds Act and the ESSA School Index, visit arkansased.gov.

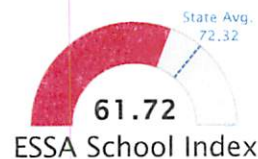
Black/African American



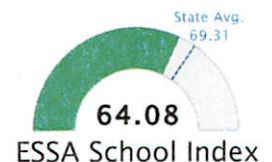
English Learners



Hispanic/Latino



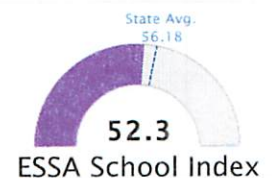
Low-Income



White



Special Education



Note: Full color represents score

Prepared by the Arkansas Department of Education

2017 ESSA School Index: Overview

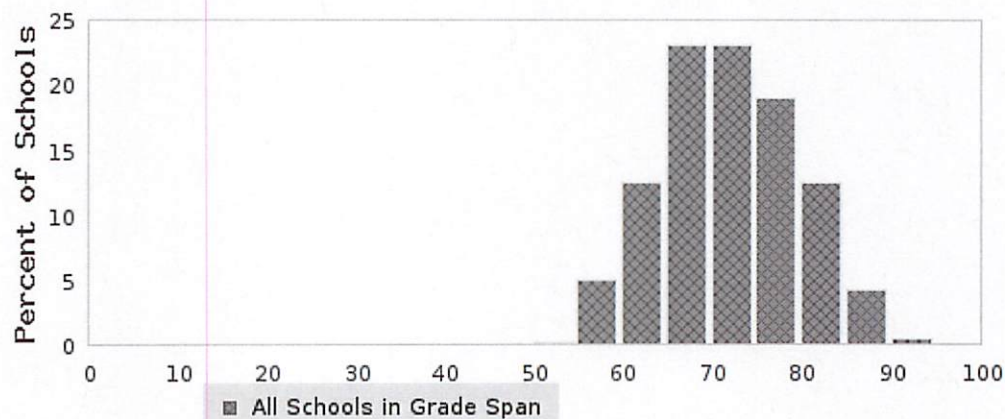
Overall ESSA Index
Score

69.2

6003139 - OAKBROOKE ELEMENTARY SCHOOL
6003000 - PULASKI COUNTY SPECIAL SCHOOL DISTRICT

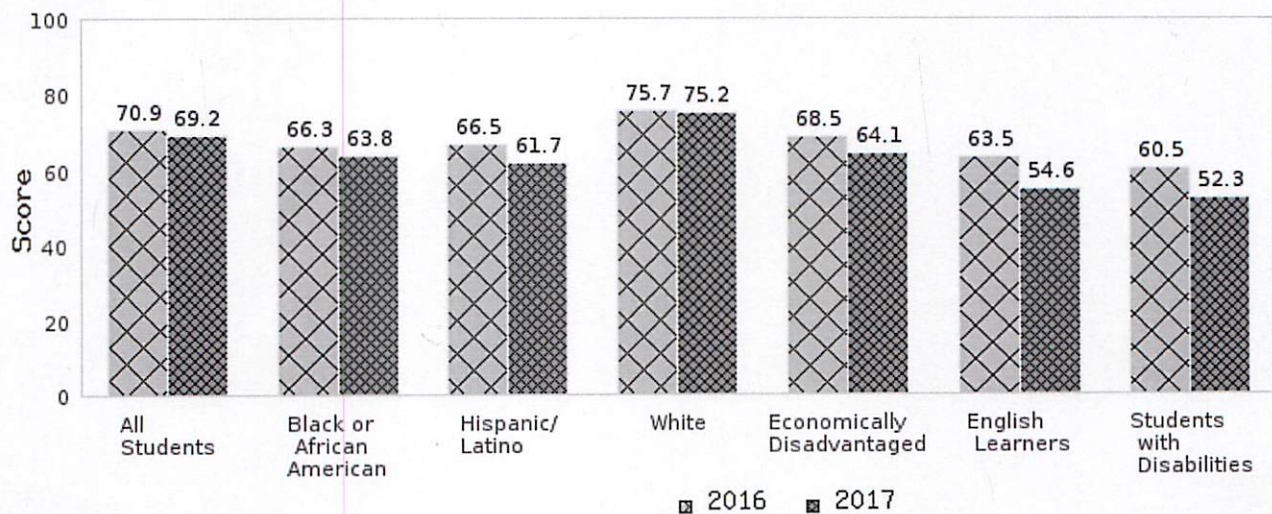
Grade Range	P - 5
Grade Span	1 - Elementary Level
Enrollment	475
Poverty Rate	56.84

State Distribution of Overall School ESSA Index Scores



The score of 69.2 falls in the 65-70 bar of the state distribution of the overall ESSA index score for the elementary level grade span.

Two Year School ESSA Index Scores By Subgroup





2017 ESSA School Index: Overview

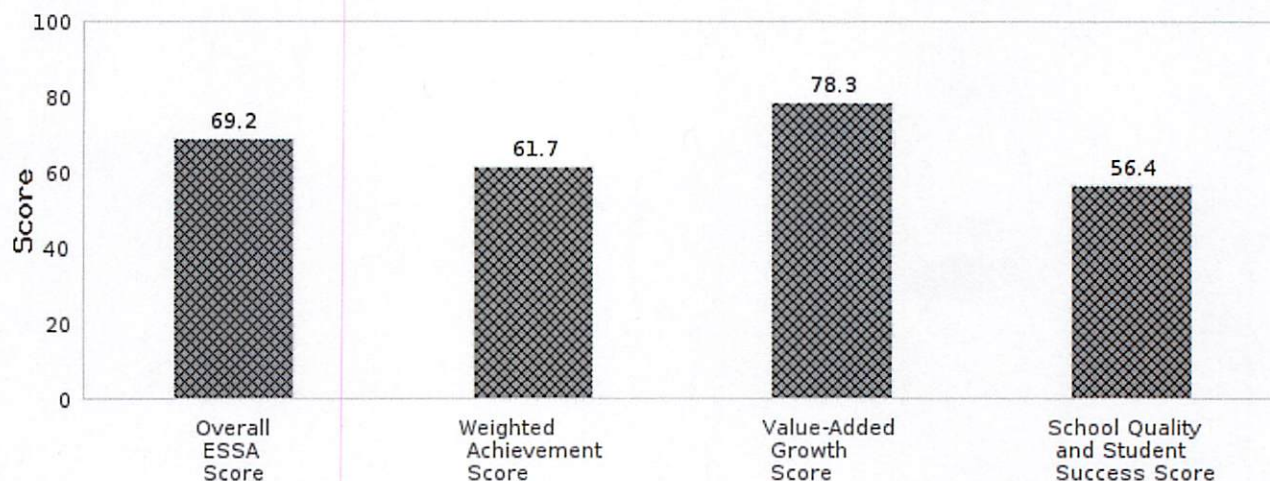
Overall ESSA Index
Score

69.2

6003139 - OAKBROOKE ELEMENTARY SCHOOL
6003000 - PULASKI COUNTY SPECIAL SCHOOL DISTRICT

Grade Range	P - 5
Grade Span	1 - Elementary Level
Enrollment	475
Poverty Rate	56.84

ESSA Indicator Scores



Weighted Achievement Score **61.71**

Schools earn a percentage of points for student achievement. Schools earn more points per student in successively higher achievement levels. Schools can earn a score above 100 when more students achieve at the highest achievement level compared to the lowest level.

- Weighted Achievement is weighted at 35% of the ESSA School Index

• For details:

<https://tinyurl.com/y7ujhqr9>

Value-Added Growth Score **78.28**

Schools earn points based on students' value-added growth scores in the content areas of math and English language arts, as well as English language proficiency (where applicable).

- Growth is weighted at 50% (non-high schools) or 35% (high schools) of the ESSA school index.

• For details:

<https://tinyurl.com/y7ujhqr9>

School Quality and Student Success Score **56.38**

The SQSS indicator combines measures of student engagement, readiness, completion and success criteria.

- SQSS is weighted at 15% of the ESSA school index.

• For details:

<https://tinyurl.com/y7ujhqr9>