

ILLINOIS STATE BOARD OF EDUCATION
School Business Services Division

Accounting Basis:

☒ Cash
☐ Accrual

SCHOOL DISTRICT BUDGET FORM *
July 1, 2019 - June 30, 2020

Balanced budget, no deficit reduction
plan is required.

Date of Amended Budget:

(MM/DD/YY)

District Name:

Pecatonica CUSD #321

District RCDT No:

04-101-3210-26

If your FY19 AFR states that you need to do a deficit reduction plan and your FY20 budget is balanced please state the measures you took to have your budget become balanced. (Bckgrnd-Assumpt 25-26)

Budget of Pecatonica CUSD #321, County of Winnebago,
State of Illinois, for the Fiscal Year beginning July 1, 2019 and ending June 30, 2020.

WHEREAS the Board of Education of Pecatonica CUSD #321,
County of Winnebago, State of Illinois, caused to be prepared in tentative form a budget, and the Secretary
of this Board has made the same conveniently available to public inspection for at least thirty days prior to final action thereon;
AND WHEREAS a public hearing was held as to such budget on the 30th day of September, 2019,
notice of said hearing was given at least thirty days prior thereto as required by law, and all other legal requirements have been complied with;






NOW, THEREFORE, Be it resolved by the Board of Education of said district as follows:

Section 1: That the fiscal year of this school district be and the same hereby is fixed and declared to be
beginning July 1, 2019 and ending June 30, 2020.

Section 2: That the following budget containing an estimate of amounts available in each Fund, separately, and expenditures from each be
and the same is hereby adopted as the budget of this school district for said fiscal year.

ADOPTION OF BUDGET

The budget shall be approved and signed below by members of the School Board. Adopted this 30th
day of September, 2019 by a roll call vote of Yeas, and Nays, to wit:

** MEMBERS VOTING YEA:	** MEMBERS VOTING NAY:
	
	
	
	
	

* Based on the 23 Illinois Administrative Code-Part 100 and inconformity with Section 17-1 of the School Code.

** Type in the members who voted "YEA" nor "NAY". Actual school board member signatures are not required for electronic submission.

- (1) A certified copy of this document must be filed with the county clerk within 30 days of adoption as required by Section 18-50 of the Property Tax Code (35 ILCS 200/18-50).
- (2) Districts are required to submit the adopted/amended budget electronically to ISBE within 30 days of adoption or by October 30, whichever comes first. Budgets are submitted to School Finance Report (SFR): <https://sec1.isbe.net/attachmgr/default.aspx>

The electronic version does not require member signatures, we do not accept PDF copies.

	A	B	C	D	E	F	G	H	I	J	K	L
1	<i>Begin entering data on EstRev 5-10 and EstExp 11-17 tabs.</i>											
	Description: Enter Whole Numbers Only	Acct #	(10) Educational	(20) Operations & Maintenance	(30) Debt Service	(40) Transportation	(50) Municipal Retirement/ Social Security	(60) Capital Projects	(70) Working Cash	(80) Tort	(90) Fire Prevention & Safety	
2												
3	ESTIMATED BEGINNING FUND BALANCE July 1, 2019 ¹		5,640,353	722,212	307,105	793,610	725,898	0	802,598	17,983	73,443	
4	RECEIPTS/REVENUES											
5	LOCAL SOURCES	1000	5,007,814	831,498	1,626,078	361,166	379,201	0	47,873	10,875	85,287	
6	FLOW-THROUGH RECEIPTS/REVENUES FROM ONE DISTRICT TO ANOTHER DISTRICT	2000	0	0	0	0	0	0	0	0	0	
7	STATE SOURCES	3000	2,955,738	0	0	296,504	0	0	0	0	0	
8	FEDERAL SOURCES	4000	459,513	0	0	0	0	0	0	0	0	
9	Total Direct Receipts/Revenues ⁴		8,423,065	831,498	1,626,078	657,670	379,201	0	47,873	10,875	85,287	
10	Receipts/Revenues for "On Behalf" Payments ²	3998	523,094									
11	Total Receipts/Revenues		8,946,159	831,498	1,626,078	657,670	379,201	0	47,873	10,875	85,287	
12	DISBURSEMENTS/EXPENDITURES											
13	INSTRUCTION	1000	5,249,750				143,020					
14	SUPPORT SERVICES	2000	2,827,240	821,500		597,260	223,650	0		10,875	0	
15	COMMUNITY SERVICES	3000	0	0		0	0					
16	PAYMENTS TO OTHER DISTRICTS & GOVT UNITS	4000	421,432	0	0	0	0	0		0	0	
17	DEBT SERVICES	5000	0	0	1,620,000	0	0			0	0	
18	PROVISION FOR CONTINGENCIES	6000	0	0	0	0	0	0		0	0	
19	Total Direct Disbursements/Expenditures ⁹		8,498,422	821,500	1,620,000	597,260	366,670	0		10,875	0	
20	Disbursements/Expenditures for "On Behalf" Payments ²	4180	523,094	0	0	0	0	0		0	0	
21	Total Disbursements/Expenditures		9,021,516	821,500	1,620,000	597,260	366,670	0		10,875	0	
22	Excess of Direct Receipts/Revenues Over (Under) Direct Disbursements/Expenditures		(75,357)	9,998	6,078	60,410	12,531	0	47,873	0	85,287	
23	OTHER SOURCES/USES OF FUNDS											
24	OTHER SOURCES OF FUNDS (7000)											
25	PERMANENT TRANSFER FROM VARIOUS FUNDS											
26	Abolishment the Working Cash Fund ¹⁶	7110										
27	Abatement of the Working Cash Fund ¹⁶	7110										
28	Transfer of Working Cash Fund Interest	7120										
29	Transfer Among Funds	7130										
30	Transfer of Interest	7140										
31	Transfer from Capital Projects Fund to O&M Fund	7150		0								
32	Transfer of Excess Fire Prev & Safety Tax & Interest ³ Proceeds to O&M Fund	7160		0								
33	Transfer of Excess Accumulated Fire Prev & Safety Bond and Int ^{3a} Proceeds to Debt Service Fund	7170			0							
34	SALE OF BONDS (7200)											
35	Principal on Bonds Sold ⁴	7210										
36	Premium on Bonds Sold	7220										
37	Accrued Interest on Bonds Sold	7230										
38	Sale or Compensation for Fixed Assets ⁵	7300										
39	Transfer to Debt Service to Pay Principal on Capital Leases	7400			0							
40	Transfer to Debt Service Fund to Pay Interest on Capital Leases	7500			0							
41	Transfer to Debt Service Fund to Pay Principal on Revenue Bonds	7600			0							
42	Transfer to Debt Service Fund to Pay Interest on Revenue Bonds	7700			0							
43	Transfer to Capital Projects Fund	7800						0				
44	ISBE Loan Proceeds	7900										
45	Other Sources Not Classified Elsewhere	7990										
46	Total Other Sources of Funds ⁸		0	0	0	0	0	0	0	0	0	

9/30/2019

SUMMARY OF CASH TRANSACTIONS

	A	B	C	D	E	F	G	H	I	J	K
1			(10)	(20)	(30)	(40)	(50)	(60)	(70)	(80)	(90)
2	Description: Enter Whole Numbers Only	Acct #	Educational	Operations & Maintenance	Debt Service	Transportation	Municipal Retirement/ Social Security	Capital Projects	Working Cash	Tort	Fire Prevention & Safety
3	BEGINNING CASH BALANCE ON HAND July 1, 2019 ⁷		5,755,595	725,129	307,105	794,597	729,950	0	802,598	17,983	73,443
4	Total Direct Receipts & Other Sources ⁸		8,423,065	831,498	1,626,078	657,670	379,201	0	47,873	10,875	85,287
5	OTHER RECEIPTS										
6	Interfund Loans Payable (Loans from Other Funds)	411									
7	Interfund Loans Receivable (Repayment of Loans)	141									
8	Notes and Warrants Payable	433									
9	Other Current Assets	199									
10	Total Other Receipts		0	0	0	0	0	0	0	0	0
11	Total Direct Receipts, Other Sources, & Other Receipts		8,423,065	831,498	1,626,078	657,670	379,201	0	47,873	10,875	85,287
12	Total Amount Available		14,178,660	1,556,627	1,933,183	1,452,267	1,109,151	0	850,471	28,858	158,730
13	Total Direct Disbursements & Other Uses ⁹		8,498,422	821,500	1,620,000	597,260	366,670	0	0	10,875	0
14	OTHER DISBURSEMENTS										
15	Interfund Loans Receivable (Loans to Other Funds) ¹⁰	141									
16	Interfund Loans Payable (Repayment of Loans)	411									
17	Notes and Warrants Payable	433									
18	Other Current Liabilities	499									
19	Total Other Disbursements		0	0	0	0	0	0	0	0	0
20	Total Direct Disbursements, Other Uses, & Other Disbursements		8,498,422	821,500	1,620,000	597,260	366,670	0	0	10,875	0
21	ENDING CASH BALANCE ON HAND June 30, 2020 ⁷		5,680,238	735,127	313,183	855,007	742,481	0	850,471	17,983	158,730

	A	B	C	D	E	F	G	H	I	J	K
1			(10)	(20)	(30)	(40)	(50)	(60)	(70)	(80)	(90)
2	Description: Enter Whole Numbers Only	Acct #	Educational	Operations & Maintenance	Debt Service	Transportation	Municipal Retirement/ Social Security	Capital Projects	Working Cash	Tort	Fire Prevention & Safety
3	RECEIPTS/REVENUES FROM LOCAL SOURCES (1000)										
4	AD VALOREM TAXES LEVIED BY LOCAL EDUCATION AGENCY	1100									
5	Designated Purposes Levies ¹¹ (1110-1120)	-	4,020,240	715,498	1,620,078	351,166	179,446		37,873	10,875	85,287
6	Leasing Purposes Levy ¹²	1130									
7	Special Education Purposes Levy	1140	35,774								
8	FICA and Medicare Only Levies	1150					164,755				
9	Area Vocational Construction Purposes Levy	1160									
10	Summer School Purposes Levy	1170									
11	Other Tax Levies (Describe & Itemize)	1190									
12	Total Ad Valorem Taxes Levied by District		4,056,014	715,498	1,620,078	351,166	344,201	0	37,873	10,875	85,287
13	PAYMENTS IN LIEU OF TAXES	1200									
14	Mobile Home Privilege Tax	1210									
15	Payments from Local Housing Authority	1220									
16	Corporate Personal Property Replacement Taxes ¹³	1230	280,000				25,000				
17	Other Payments in Lieu of Taxes (Describe & Itemize)	1290									
18	Total Payments in Lieu of Taxes		280,000	0	0	0	25,000	0	0	0	0
19	TUITION	1300									
20	Regular Tuition from Pupils or Parents (In State)	1311									
21	Regular Tuition from Other Districts (In State)	1312									
22	Regular Tuition from Other Sources (In State)	1313									
23	Regular Tuition from Other Sources (Out of State)	1314									
24	Summer School Tuition from Pupils or Parents (In State)	1321	2,000								
25	Summer School Tuition from Other Districts (In State)	1322									
26	Summer School Tuition from Other Sources (In State)	1323									
27	Summer School Tuition from Other Sources (Out of State)	1324									
28	CTE Tuition from Pupils or Parents (In State)	1331									
29	CTE Tuition from Other Districts (In State)	1332									
30	CTE Tuition from Other Sources (In State)	1333									
31	CTE Tuition from Other Sources (Out of State)	1334									
32	Special Education Tuition from Pupils or Parents (In State)	1341									
33	Special Education Tuition from Other Districts (In State)	1342									
34	Special Education Tuition from Other Sources (In State)	1343									
35	Special Education Tuition from Other Sources (Out of State)	1344									
36	Adult Tuition from Pupils or Parents (In State)	1351									
37	Adult Tuition from Other Districts (In State)	1352									
38	Adult Tuition from Other Sources (In State)	1353									
39	Adult Tuition from Other Sources (Out of State)	1354									
40	Total Tuition		2,000								
41	TRANSPORTATION FEES	1400									
42	Regular Transportation Fees from Pupils or Parents (In State)	1411									
43	Regular Transportation Fees from Other Districts (In State)	1412									
44	Regular Transportation Fees from Other Sources (In State)	1413									
45	Regular Transportation Fees from Co-curricular Activities (In State)	1415									
46	Regular Transportation Fees from Other Sources (Out of State)	1416									
47	Summer School Transportation Fees from Pupils or Parents (In State)	1421									
48	Summer School Transportation Fees from Other Districts (In State)	1422									
49	Summer School Transportation Fees from Other Sources (In State)	1423									
50	Summer School Transportation Fees from Other Sources (Out of State)	1424									
51	CTE Transportation Fees from Pupils or Parents (In State)	1431									
52	CTE Transportation Fees from Other Districts (In State)	1432									
53	CTE Transportation Fees from Other Sources (In State)	1433									
54	CTE Transportation Fees from Other Sources (Out of State)	1434									
55	Special Education Transportation Fees from Pupils or Parents (In State)	1441									

ESTIMATED RECEIPTS/REVENUES

	A	B	C	D	E	F	G	H	I	J	K
1			(10)	(20)	(30)	(40)	(50)	(60)	(70)	(80)	(90)
2	Description: Enter Whole Numbers Only	Acct #	Educational	Operations & Maintenance	Debt Service	Transportation	Municipal Retirement/ Social Security	Capital Projects	Working Cash	Tort	Fire Prevention & Safety
56	Special Education Transportation Fees from Other Districts (In State)	1442									
57	Special Education Transportation Fees from Other Sources (In State)	1443									
58	Special Education Transportation Fees from Other Sources (Out of State)	1444									
59	Adult Transportation Fees from Pupils or Parents (In State)	1451									
60	Adult Transportation Fees from Other Districts (In State)	1452									
61	Adult Transportation Fees from Other Sources (In State)	1453									
62	Adult Transportation Fees from Other Sources (Out of State)	1454									
63	Total Transportation Fees					0					
64	EARNINGS ON INVESTMENTS	1500									
65	Interest on Investments	1510	130,000	15,000	6,000	10,000	10,000		10,000		
66	Gain or Loss on Sale of Investments	1520									
67	Total Earnings on Investments		130,000	15,000	6,000	10,000	10,000	0	10,000	0	0
68	FOOD SERVICE	1600									
69	Sales to Pupils - Lunch	1611	180,000								
70	Sales to Pupils - Breakfast	1612									
71	Sales to Pupils - A la Carte	1613	12,000								
72	Sales to Pupils - Other (Describe & Itemize)	1614									
73	Sales to Adults	1620									
74	Other Food Service (Describe & Itemize)	1690									
75	Total Food Service		192,000								
76	DISTRICT/SCHOOL ACTIVITY INCOME	1700									
77	Admissions - Athletic	1711	26,800								
78	Admissions - Other	1719									
79	Fees	1720	36,000								
80	Book Store Sales	1730									
81	Other District/School Activity Revenue (Describe & Itemize)	1790									
82	Total District/School Activity Income		62,800	0							
83	TEXTBOOK INCOME	1800									
84	Rentals - Regular Textbooks	1811	85,000								
85	Rentals - Summer School Textbooks	1812									
86	Rentals - Adult/Continuing Education Textbooks	1813									
87	Rentals - Other (Describe)	1819									
88	Sales - Regular Textbooks	1821									
89	Sales - Summer School Textbooks	1822									
90	Sales - Adult/Continuing Education Textbooks	1823									
91	Sales - Other (Describe & Itemize)	1829									
92	Other (Describe & Itemize)	1890									
93	Total Textbooks		85,000								
94	OTHER REVENUE FROM LOCAL SOURCES	1900									
95	Rentals	1910		1,000							
96	Contributions and Donations from Private Sources	1920									
97	Impact Fees from Municipal or County Governments	1930									
98	Services Provided Other Districts	1940									
99	Refund of Prior Years' Expenditures	1950									
100	Payments of Surplus Moneys from TIF Districts	1960									
101	Drivers' Education Fees	1970									
102	Proceeds from Vendors' Contracts	1980	0	0	0	0	0	0	0	0	0
103	School Facility Occupation Tax Proceeds	1983									
104	Payment from Other Districts	1991									
105	Sale of Vocational Projects	1992									

ESTIMATED RECEIPTS/REVENUES

	A	B	C	D	E	F	G	H	I	J	K
1			(10)	(20)	(30)	(40)	(50)	(60)	(70)	(80)	(90)
2	Description: Enter Whole Numbers Only	Acct #	Educational	Operations & Maintenance	Debt Service	Transportation	Municipal Retirement/ Social Security	Capital Projects	Working Cash	Tort	Fire Prevention & Safety
106	Other Local Fees (Describe & Itemize)	1993									
107	Other Local Revenues (Describe & Itemize)	1999	200,000	100,000							
108	Total Other Revenue from Local Sources		200,000	101,000	0	0	0	0	0	0	0
109	Total Receipts/Revenues from Local Sources	1000	5,007,814	831,498	1,626,078	361,166	379,201	0	47,873	10,875	85,287
110	FLOW-THROUGH RECEIPTS/REVENUES FROM ONE DISTRICT TO ANOTHER DISTRICT (2000)										
111	Flow-Through Revenue from State Sources	2100									
112	Flow-Through Revenue from Federal Sources	2200									
113	Other Flow-Through Revenue (Describe & Itemize)	2300									
114	Total Flow-Through Receipts/Revenues From One District to Another District	2000	0	0		0	0				
115	RECEIPTS/REVENUES FROM STATE SOURCES (3000)										
116	UNRESTRICTED GRANTS-IN-AID (3001-3099)										
117	Evidence Based Funding Formula (Section 18-8.15)	3001	2,906,738								
118	Reorganization Incentives (Accounts 3005-3021)	3005									
119	Fast Growth District Grants	3030									
120	Other Unrestricted Grants-In-Aid From State Sources (Describe & Itemize)	3099									
121	Total Unrestricted Grants-In-Aid		2,906,738	0	0	0	0	0		0	0
122	RESTRICTED GRANTS-IN-AID (3100-3900)										
123	SPECIAL EDUCATION										
124	Special Education - Private Facility Tuition	3100	34,000								
125	Special Education - Funding for Children Requiring Sp Ed Services	3105									
126	Special Education - Personnel	3110									
127	Special Education - Orphanage - Individual	3120									
128	Special Education - Orphanage - Summer Individual	3130									
129	Special Education - Summer School	3145									
130	Special Education - Other (Describe & Itemize)	3199									
131	Total Special Education		34,000	0		0					
132	CAREER AND TECHNICAL EDUCATION (CTE)										
133	CTE - Technical Education - Tech Prep	3200									
134	CTE - Secondary Program Improvement (CTEI)	3220	5,000								
135	CTE - WECEP	3225									
136	CTE - Agriculture Education	3235	10,000								
137	CTE - Instructor Practicum	3240									
138	CTE - Student Organizations	3270									
139	CTE - Other (Describe & Itemize)	3299									
140	Total Career and Technical Education		15,000	0			0				
141	BILINGUAL EDUCATION										
142	Bilingual Education - Downstate - TPI and TBE	3305									
143	Bilingual Education - Downstate - Transitional Bilingual Education	3310									
144	Total Bilingual Education		0				0				
145	State Free Lunch & Breakfast	3360									
146	School Breakfast Initiative	3365									
147	Driver Education	3370									
148	Adult Education (from ICCB)	3410									
149	Adult Education - Other (Describe & Itemize)	3499									
150	TRANSPORTATION										
151	Transportation - Regular and Vocational	3500				174,823					
152	Transportation - Special Education	3510				121,681					
153	Transportation - Other (Describe & Itemize)	3599									
154	Total Transportation		0	0		296,504	0				

ESTIMATED RECEIPTS/REVENUES

	A	B	C	D	E	F	G	H	I	J	K
			(10)	(20)	(30)	(40)	(50)	(60)	(70)	(80)	(90)
1	Description: Enter Whole Numbers Only	Acct #	Educational	Operations & Maintenance	Debt Service	Transportation	Municipal Retirement/ Social Security	Capital Projects	Working Cash	Tort	Fire Prevention & Safety
2											
155	Learning Improvement - Change Grants	3610									
156	Scientific Literacy	3660									
157	Truant Alternative/Optional Education	3695									
158	Early Childhood - Block Grant	3705									
159	Chicago General Education Block Grant	3766									
160	Chicago Educational Services Block Grant	3767									
161	School Safety & Educational Improvement Block Grant	3775									
162	Technology - Technology for Success	3780									
163	State Charter Schools	3815									
164	Extended Learning Opportunities - Summer Bridges	3825									
165	Infrastructure Improvements - Planning/Construction	3920									
166	School Infrastructure - Maintenance Projects	3925									
167	Other Restricted Revenue from State Sources (Describe & Itemize)	3999									
168	Total Restricted Grants-In-Aid		49,000	0	0	296,504	0	0	0	0	0
169	Total Receipts/Revenues from State Sources	3000	2,955,738	0	0	296,504	0	0	0	0	0
170	RECEIPTS/REVENUES FROM FEDERAL SOURCES (4000)										
171	UNRESTRICTED GRANTS-IN-AID RECEIVED DIRECTLY FROM FEDERAL GOVT. (4001-4009)										
172	Federal Impact Aid	4001									
173	Other Unrestricted Grants-In-Aid Received Directly from the Federal Govt. (Describe & Itemize)	4009									
174	Total Unrestricted Grants-In-Aid Received Directly from Fed Govt		0	0	0	0	0	0	0	0	0
175	RESTRICTED GRANTS-IN-AID RECEIVED DIRECTLY FROM FEDERAL GOVT (4045-4090)										
176	Head Start	4045									
177	Construction (Impact Aid)	4050									
178	MAGNET	4060									
179	Other Restricted Grants-In-Aid Received Directly from Federal Govt. (Describe & Itemize)	4090									
180	Total Restricted Grants-In-Aid Received Directly from Federal Govt.		0	0		0	0	0			0
181	RESTRICTED GRANTS-IN-AID RECEIVED FROM FEDERAL GOVT. THRU THE STATE (4100-4999)										
182	TITLE V										
183	Title V - Flexibility and Accountability	4100									
184	Title V - SEA Projects	4105									
185	Title V - Rural Education Initiative (REI)	4107									
186	Title V - Other (Describe & Itemize)	4199									
187	Total Title V		0	0		0	0				
188	FOOD SERVICE										
189	Breakfast Start-Up Expansion	4200									
190	National School Lunch Program	4210	100,000								
191	Special Milk Program	4215									
192	School Breakfast Program	4220									
193	Summer Food Service Admin/Program	4225									
194	Child and Adult Care Food Program	4226									
195	Fresh Fruit and Vegetables	4240									
196	Food Service - Other (Describe & Itemize)	4299									
197	Total Food Service		100,000				0				
198	TITLE I										
199	Title I - Low Income	4300	82,612								
200	Title I - Low Income - Neglected, Private	4305									

	A	B	C	D	E	F	G	H	I	J	K
1			(10)	(20)	(30)	(40)	(50)	(60)	(70)	(80)	(90)
2	Description: Enter Whole Numbers Only	Acct #	Educational	Operations & Maintenance	Debt Service	Transportation	Municipal Retirement/ Social Security	Capital Projects	Working Cash	Tort	Fire Prevention & Safety
201	Title I - Migrant Education	4340									
202	Title I - Other (Describe & Itemize)	4399									
203	Total Title I		82,612	0		0	0				
204	TITLE IV										
205	Title IV - Student Support & Academic Enrichment Grant	4400									
206	Title IV - 21st Century	4421									
207	Title IV - Other (Describe & Itemize)	4499									
208	Total Title IV		0	0		0	0				
209	FEDERAL - SPECIAL EDUCATION										
210	Federal Special Education - Preschool Flow-Through	4600									
211	Federal Special Education - Preschool Discretionary	4605									
212	Federal Special Education - IDEA Flow Through	4620	183,725								
213	Federal Special Education - IDEA Room & Board	4625									
214	Federal Special Education - IDEA Discretionary	4630									
215	Federal Special Education - IDEA - Other (Describe & Itemize)	4699									
216	Total Federal Special Education		183,725	0		0	0				
217	CTE - PERKINS										
218	CTE - Perkins-Title III-E Tech Prep	4770									
219	CTE - Other (Describe & Itemize)	4799									
220	Total CTE - Perkins		0	0			0				
221	Federal - Adult Education	4810									
222	ARRA - General State Aid - Education Stabilization	4850									
223	ARRA - Title I - Low Income	4851									
224	ARRA - Title I - Neglected, Private	4852									
225	ARRA - Title I - Delinquent, Private	4853									
226	ARRA - Title I - School Improvement (Part A)	4854									
227	ARRA - Title I - School Improvement (Section 1003g)	4855									
228	ARRA - IDEA - Part B - Preschool	4856									
229	ARRA - IDEA - Part B - Flow-Through	4857									
230	ARRA - Title IID - Technology - Formula	4860									
231	ARRA - Title IID - Technology - Competitive	4861									
232	ARRA - McKinney - Vento Homeless Education	4862									
233	ARRA - Child Nutrition Equipment Assistance	4863									
234	Impact Aid Formula Grants	4864									
235	Impact Aid Competitive Grants	4865									
236	Qualified Zone Academy Bond Tax Credits	4866									
237	Qualified School Construction Bond Credits	4867									
238	Build America Bond Tax Credits	4868									
239	Build America Bond Interest Reimbursement	4869									
240	ARRA - General State Aid - Other Government Services Stabilization	4870									
241	Other ARRA Funds - II	4871									
242	Other ARRA Funds - III	4872									
243	Other ARRA Funds - IV	4873									
244	Other ARRA Funds - V	4874									
245	ARRA - Early Childhood	4875									
246	Other ARRA Funds - VII	4876									
247	Other ARRA Funds - VIII	4877									
248	Other ARRA Funds - IX	4878									
249	Other ARRA Funds - X	4879									
250	Other ARRA Funds - Ed Job Fund Program	4880									
251	Total Stimulus Programs		0	0	0	0	0	0		0	0

	A	B	C	D	E	F	G	H	I	J	K
1			(10)	(20)	(30)	(40)	(50)	(60)	(70)	(80)	(90)
2	Description: Enter Whole Numbers Only	Acct #	Educational	Operations & Maintenance	Debt Service	Transportation	Municipal Retirement/ Social Security	Capital Projects	Working Cash	Tort	Fire Prevention & Safety
252	Race to the Top Program	4901									
253	Race to the Top - Preschool Expansion Grant	4902									
254	Title III - Instruction for English Learners & Immigrant Students	4905									
255	Title III - English Language Acquisition	4909									
256	McKinney Education for Homeless Children	4920									
257	Title II - Eisenhower - Professional Development Formula	4930									
258	Title II - Teacher Quality	4932	18,176								
259	Federal Charter Schools	4960									
260	State Assessment Grants	4981									
261	Grant for State Assessments and Related Activities	4982									
262	Medicaid Matching Funds - Administrative Outreach	4991	17,000								
263	Medicaid Matching Funds - Fee-For-Service Program	4992	58,000								
264	Other Restricted Grants Received from Federal Government through State (Describe & Itemize)	4999									
265	Total Restricted Grants-In-Aid Received from Federal Govt. Thru the State		459,513	0	0	0	0	0	0	0	0
266	TOTAL RECEIPTS/REVENUES FROM FEDERAL SOURCES	4000	459,513	0	0	0	0	0	0	0	0
267	TOTAL DIRECT RECEIPTS/REVENUES		8,423,065	831,498	1,626,078	657,670	379,201	0	47,873	10,875	85,287

ESTIMATED DISBURSEMENTS/EXPENDITURES

	A	B	C	D	E	F	G	H	I	J	K
1	Description: Enter Whole Numbers Only	Funct #	(100) Salaries	(200) Employee Benefits	(300) Purchased Services	(400) Supplies & Materials	(500) Capital Outlay	(600) Other Objects	(700) Non-Capitalized Equipment	(800) Termination Benefits	(900) Total
3	10 - EDUCATIONAL FUND (ED)										
4	INSTRUCTION (ED)	1000									
5	Regular Programs	1100	2,758,000	820,500	38,500	45,000	2,000	3,000	0	0	3,667,000
6	Tuition Payment to Charter Schools	1115									0
7	Pre-K Programs	1125									0
8	Special Education Programs (Functions 1200 - 1220)	1200	815,000	162,500	8,100	6,000					991,600
9	Special Education Programs Pre-K	1225									0
10	Remedial and Supplemental Programs K-12	1250	51,500	5,300	30,000	50,000					136,800
11	Remedial and Supplemental Programs Pre-K	1275									0
12	Adult/Continuing Education Programs	1300									0
13	CTE Programs	1400	129,800	23,000	500	5,000					158,300
14	Interscholastic Programs	1500	187,800	18,100	53,500	13,000	2,000	12,000			286,400
15	Summer School Programs	1600	8,650	1,000							9,650
16	Gifted Programs	1650									0
17	Driver's Education Programs	1700									0
18	Bilingual Programs	1800									0
19	Truant Alternative & Optional Programs	1900	0	0	0	0	0	0	0	0	0
20	Pre-K Programs - Private Tuition	1910									0
21	Regular K-12 Programs Private Tuition	1911									0
22	Special Education Programs K-12 Private Tuition	1912									0
23	Special Education Programs Pre-K Tuition	1913									0
24	Remedial/Supplemental Programs K-12 Private Tuition	1914									0
25	Remedial/Supplemental Programs Pre-K Private Tuition	1915									0
26	Adult/Continuing Education Programs Private Tuition	1916									0
27	CTE Programs Private Tuition	1917									0
28	Interscholastic Programs Private Tuition	1918									0
29	Summer School Programs Private Tuition	1919									0
30	Gifted Programs Private Tuition	1920									0
31	Bilingual Programs Private Tuition	1921									0
32	Truants Alternative/Opt Ed Programs Private Tuition	1922									0
33	Total Instruction¹⁴	1000	3,950,750	1,030,400	130,600	119,000	4,000	15,000	0	0	5,249,750
34	SUPPORT SERVICES (ED)	2000									
35	Support Services - Pupil	2100									
36	Attendance & Social Work Services	2110	71,890	22,000	1,000	500					95,390
37	Guidance Services	2120	145,000	32,000	4,100	500		500			182,100
38	Health Services	2130	55,000	15,000	2,000						72,000
39	Psychological Services	2140	68,624	21,500	3,000	1,000					94,124
40	Speech Pathology & Audiology Services	2150	70,050	15,200	250	500					86,000
41	Other Support Services - Pupils (Describe & Itemize)	2190									0
42	Total Support Services - Pupil	2100	410,564	105,700	10,350	2,500	0	500	0	0	529,614
43	Support Services - Instructional Staff	2200									
44	Improvement of Instruction Services	2210	86,776	24,950	3,500	80,000		5,000			200,226
45	Educational Media Services	2220	47,500		200	7,400		5,800			60,900
46	Assessment & Testing	2230									0
47	Total Support Services - Instructional Staff	2200	134,276	24,950	3,700	87,400	0	10,800	0	0	261,126
48	Support Services - General Administration	2300									
49	Board of Education Services	2310	144,800	32,000	179,500	186,000	50,000	5,000			597,300
50	Executive Administration Services	2320	204,000	32,000	21,500	17,000	14,000	10,000			298,500
51	Special Area Administration Services	2330									0
52	Tort Immunity Services	2360 - 2370									0
53	Total Support Services - General Administration	2300	348,800	64,000	201,000	203,000	64,000	15,000	0	0	895,800
54	Support Services - School Administration	2400									
55	Office of the Principal Services	2410	433,000	98,900	5,500	14,000	31,000	2,000			584,400
56	Other Support Services - School Administration (Describe & Itemize)	2490									0
57	Total Support Services - School Administration	2400	433,000	98,900	5,500	14,000	31,000	2,000	0	0	584,400

1	A	B	C	D	E	F	G	H	I	J	K
2	Description: Enter Whole Numbers Only	Funct #	(100) Salaries	(200) Employee Benefits	(300) Purchased Services	(400) Supplies & Materials	(500) Capital Outlay	(600) Other Objects	(700) Non-Capitalized Equipment	(800) Termination Benefits	(900) Total
58	Support Services - Business	2500									
59	Direction of Business Support Services	2510									0
60	Fiscal Services	2520	44,000	16,000	10,500	500					71,000
61	Operation & Maintenance of Plant Services	2540			39,000	130,000					169,000
62	Pupil Transportation Services	2550	15,000								15,000
63	Food Services	2560	135,000	1,000	8,300	155,000		2,000			301,300
64	Internal Services	2570									0
65	Total Support Services - Business	2500	194,000	17,000	57,800	285,500	0	2,000	0	0	556,300
66	Support Services - Central	2600									
67	Direction of Central Support Services	2610									0
68	Planning, Research, Development & Evaluation Services	2620									0
69	Information Services	2630									0
70	Staff Services	2640									0
71	Data Processing Services	2660									0
72	Total Support Services - Central	2600	0	0	0	0	0	0	0	0	0
73	Other Support Services (Describe & Itemize)	2900									0
74	Total Support Services	2000	1,520,640	310,550	278,350	592,400	95,000	30,300	0	0	2,827,240
75	COMMUNITY SERVICES (ED)	3000									0
76	PAYMENTS TO OTHER DIST & GOVT UNITS (ED)	4000									
77	Payments to Other Dist & Govt Units (In-State)	4100									
78	Payments for Regular Programs	4110						1,000			1,000
79	Payments for Special Education Programs	4120			184,432			150,000			334,432
80	Payments for Adult/Continuing Education Programs	4130									0
81	Payments for CTE Programs	4140						80,000			80,000
82	Payments for Community College Programs	4170						6,000			6,000
83	Other Payments to In-State Govt Units (Describe & Itemize)	4190									0
84	Total Payments to Other Dist & Govt Units (In-State)	4100			184,432			237,000			421,432
85	Payments for Regular Programs - Tuition	4210									0
86	Payments for Special Education Programs - Tuition	4220									0
87	Payments for Adult/Continuing Education Programs - Tuition	4230									0
88	Payments for CTE Programs - Tuition	4240									0
89	Payments for Community College Programs - Tuition	4270									0
90	Payments for Other Programs - Tuition	4280									0
91	Other Payments to In-State Govt Units (Describe & Itemize)	4290									0
92	Total Payments to Other Dist & Govt Units - Tuition (In State)	4200						0			0
93	Payments for Regular Programs - Transfers	4310									0
94	Payments for Special Education Programs - Transfers	4320									0
95	Payments for Adult/Continuing Ed Programs - Transfers	4330									0
96	Payments for CTE Programs - Transfers	4340									0
97	Payments for Community College Program - Transfers	4370									0
98	Payments for Other Programs - Transfers	4380									0
99	Other Payments to In-State Govt Units - Transfers (Describe & Itemize)	4390									0
100	Total Payments to Other Dist & Govt Units-Transfers (In State)	4300			0			0			0
101	Payments to Other Dist & Govt Units (Out of State)	4400									0
102	Total Payments to Other Dist & Govt Units	4000			184,432			237,000			421,432
103	DEBT SERVICE (ED)	5000									
104	Debt Service - Interest on Short-Term Debt	5100									
105	Tax Anticipation Warrants	5110									0
106	Tax Anticipation Notes	5120									0
107	Corporate Personal Property Repl Tax Anticipated Notes	5130									0
108	State Aid Anticipation Certificates	5140									0
109	Other Interest on Short-Term Debt (Describe & Itemize)	5150									0
110	Total Debt Service - Interest on Short-Term Debt	5100						0			0
111	Debt Service - Interest on Long-Term Debt	5200									0
112	Total Debt Service	5000						0			0

	A	B	C	D	E	F	G	H	I	J	K
1	Description: Enter Whole Numbers Only	Funct #	(100) Salaries	(200) Employee Benefits	(300) Purchased Services	(400) Supplies & Materials	(500) Capital Outlay	(600) Other Objects	(700) Non-Capitalized Equipment	(800) Termination Benefits	(900) Total
113	PROVISION FOR CONTINGENCIES (ED)	6000									0
114	Total Direct Disbursements/Expenditures		5,471,390	1,340,950	593,382	711,400	99,000	282,300	0	0	8,498,422
115	Excess (Deficiency) of Receipts/Revenues Over Disbursements/Expenditures										(75,357)
117	20 - OPERATIONS AND MAINTENANCE FUND (O&M)										
118	SUPPORT SERVICES (O&M)	2000									
119	Support Services - Pupil	2100									
120	Other Support Services - Pupils (Describe & Itemize)	2190									0
121	Support Services - Business	2500									
122	Direction of Business Support Services	2510									0
123	Facilities Acquisition & Construction Services	2530									0
124	Operation & Maintenance of Plant Services	2540	345,000	75,000	136,500	250,000	15,000				821,500
125	Pupil Transportation Services	2550									0
126	Food Services	2560									0
127	Total Support Services - Business	2500	345,000	75,000	136,500	250,000	15,000	0	0	0	821,500
128	Other Support Services (Describe & Itemize)	2900									0
129	Total Support Services	2000	345,000	75,000	136,500	250,000	15,000	0	0	0	821,500
130	COMMUNITY SERVICES (O&M)	3000									0
131	PAYMENTS TO OTHER DIST & GOVT UNITS (O&M)	4000									
132	Payments to Other Dist & Govt Units (In-State)	4100									
133	Payments for Regular Programs	4110									0
134	Payments for Special Education Programs	4120									0
135	Payments for CTE Program	4140									0
136	Other Payments to In-State Govt Units (Describe & Itemize)	4190									0
137	Total Payments to Other Dist & Govt Units (In-State)	4100			0			0			0
138	Payments to Other Dist & Govt Units (Out of State) ¹⁴	4400									0
139	Total Payments to Other Dist & Govt Unit	4000			0			0			0
140	DEBT SERVICE (O&M)	5000									
141	Debt Service - Interest on Short-Term Debt	5100									
142	Tax Anticipation Warrants	5110									0
143	Tax Anticipation Notes	5120									0
144	Corporate Personal Prop Repl Tax Anticipated Notes	5130									0
145	State Aid Anticipation Certificates	5140									0
146	Other Interest on Short-Term Debt (Describe & Itemize)	5150									0
147	Total Debt Service - Interest on Short-Term Debt	5100						0			0
148	Debt Service - Interest on Long-Term Debt	5200									0
149	Total Debt Service	5000						0			0
150	PROVISION FOR CONTINGENCIES (O&M)	6000									0
151	Total Direct Disbursements/Expenditures		345,000	75,000	136,500	250,000	15,000	0	0	0	821,500
152	Excess (Deficiency) of Receipts/Revenues Over Disbursements/Expenditures										9,998
154	30 - DEBT SERVICE FUND (DS)										
155	PAYMENTS TO OTHER DIST & GOVT UNITS (DS)	4000									
156	Payments to Other Dist & Govt Units (In-State)	4100									
157	Payments for Regular Programs	4110									0
158	Payments for Special Education Programs	4120									0
159	Other Payments to In-State Govt Units (Describe & Itemize)	4190									0
160	Total Payments to Other Dist & Govt Units (In-State)	4000						0			0
161	DEBT SERVICE (DS)	5000									
162	Debt Service - Interest on Short-Term Debt	5100									
163	Tax Anticipation Warrants	5110									0
164	Tax Anticipation Notes	5120									0

	A	B	C	D	E	F	G	H	I	J	K
1	Description: Enter Whole Numbers Only	Func #	(100) Salaries	(200) Employee Benefits	(300) Purchased Services	(400) Supplies & Materials	(500) Capital Outlay	(600) Other Objects	(700) Non-Capitalized Equipment	(800) Termination Benefits	(900) Total
2											
165	Corporate Personal Prop Repl Tax Anticipation Notes	5130									0
166	State Aid Anticipation Certificates	5140						1,258,189			1,258,189
167	Other Interest on Short-Term Debt (Describe & Itemize)	5150									0
168	Total Debt Service - Interest On Short-Term Debt	5100						1,258,189			1,258,189
169	Debt Service - Interest on Long-Term Debt	5200						361,811			361,811
170	Debt Service - Payments of Principal on Long-Term Debt ¹⁵ (Lease/Purchase Principal Retired)	5300									0
171	Debt Service Other (Describe & Itemize)	5400									0
172	Total Debt Service	5000			0			1,620,000			1,620,000
173	PROVISION FOR CONTINGENCIES (DS)	6000									0
174	Total Direct Disbursements/Expenditures				0			1,620,000			1,620,000
175	Excess (Deficiency) of Receipts/Revenues Over Disbursements/Expenditures										6,078
176											
177	40 - TRANSPORTATION FUND (TR)										
178	SUPPORT SERVICES (TR)	2000									
179	Support Services - Pupils	2100									
180	Other Support Services - Pupils (Describe & Itemize)	2190			26,000						26,000
181	Support Services - Business										
182	Pupil Transportation Services	2550	283,000	8,000	210,260	70,000					571,260
183	Other Support Services (Describe & Itemize)	2900									0
184	Total Support Services	2000	283,000	8,000	236,260	70,000	0	0	0	0	597,260
185	COMMUNITY SERVICES (TR)	3000									0
186	PAYMENTS TO OTHER DIST & GOVT UNITS (TR)	4000									
187	Payments to Other Dist & Govt Units (In-State)	4100									
188	Payments for Regular Program	4110									0
189	Payments for Special Education Programs	4120									0
190	Payments for Adult/Continuing Education Programs	4130									0
191	Payments for CTE Programs	4140									0
192	Payments for Community College Programs	4170									0
193	Other Payments to In-State Govt Units (Describe & Itemize)	4190									0
194	Total Payments to Other Dist & Govt Units (In-State)	4100			0			0			0
195	Payments to Other Dist & Govt Units (Out-of-State) (Describe & Itemize)	4400									0
196	Total Payments to Other Dist & Govt Units	4000			0			0			0
197	DEBT SERVICE (TR)	5000									
198	Debt Service - Interest on Short-Term Debt	5100									
199	Tax Anticipation Warrants	5110									0
200	Tax Anticipation Notes	5120									0
201	Corporate Personal Prop Repl Tax Anticipation Notes	5130									0
202	State Aid Anticipation Certificates	5140									0
203	Other Interest on Short-Term Debt (Describe and Itemize)	5150									0
204	Total Debt Service - Interest On Short-Term Debt	5100						0			0
205	Debt Service - Interest on Long-Term Debt	5200									0
206	Debt Service - Payments of Principal on Long-Term Debt ¹⁵ (Lease/Purchase Principal Retired)	5300									0
207	Debt Service - Other (Describe and Itemize)	5400									0
208	Total Debt Service	5000						0			0
209	PROVISION FOR CONTINGENCIES (TR)	6000									0
210	Total Direct Disbursements/Expenditures		283,000	8,000	236,260	70,000	0	0	0	0	597,260
211	Excess (Deficiency) of Receipts/Revenues Over Disbursements/Expenditures										60,410
212											

	A	B	C	D	E	F	G	H	I	J	K
1	Description: Enter Whole Numbers Only	Func#	(100) Salaries	(200) Employee Benefits	(300) Purchased Services	(400) Supplies & Materials	(500) Capital Outlay	(600) Other Objects	(700) Non-Capitalized Equipment	(800) Termination Benefits	(900) Total
213	50 - MUNICIPAL RETIREMENT/SOC SEC FUND (MR/SS)										
214	INSTRUCTION (MR/SS)	1000									
215	Regular Program	1100		32,800							32,800
216	Pre-K Programs	1125		14,000							14,000
217	Special Education Programs (Functions 1200-1220)	1200		77,300							77,300
218	Special Education Programs Pre-K	1225									0
219	Remedial and Supplemental Programs K-12	1250		5,600							5,600
220	Remedial and Supplemental Programs Pre-K	1275									0
221	Adult/Continuing Education Programs	1300									0
222	CTE Programs	1400		2,150							2,150
223	Interscholastic Programs	1500		11,020							11,020
224	Summer School Programs	1600		150							150
225	Gifted Programs	1650									0
226	Driver's Education Programs	1700									0
227	Bilingual Programs	1800									0
228	Truant Alternative & Optional Programs	1900									0
229	Total Instruction	1000		143,020							143,020
230	SUPPORT SERVICES (MR/SS)	2000									
231	Support Services - Pupil	2100									
232	Attendance & Social Work Services	2110		1,000							1,000
233	Guidance Services	2120		2,400							2,400
234	Health Services	2130		8,200							8,200
235	Psychological Services	2140		900							900
236	Speech Pathology & Audiology Services	2150		950							950
237	Other Support Services - Pupils (Describe & Itemize)	2190									0
238	Total Support Services - Pupil	2100		13,450							13,450
239	Support Services - Instructional Staff	2200									
240	Improvement of Instruction Services	2210		1,400							1,400
241	Educational Media Services	2220		7,800							7,800
242	Assessment & Testing	2230									0
243	Total Support Services - Instructional Staff	2200		9,200							9,200
244	Support Services - General Administration	2300									
245	Board of Education Services	2310		24,500							24,500
246	Executive Administration Services	2320		10,600							10,600
247	Special Area Administrative Services	2330									0
248	Claims Paid from Self Insurance Fund	2361									0
249	Workers' Compensation or Workers' Occupation Disease Acts Payments	2362									0
250	Unemployment Insurance Payments	2363									0
251	Insurance Payments (regular or self-insurance)	2364									0
252	Risk Management and Claims Services Payments	2365									0
253	Judgment and Settlements	2366									0
254	Educatl, Inspectl, Supervisory Serv. Related to Loss Prevention or Reduction	2367									0
255	Reciprocal Insurance Payments	2368									0
256	Legal Service	2369									0
257	Total Support Services - General Administration	2300		35,100							35,100
258	Support Services - School Administration	2400									
259	Office of the Principal Services	2410		25,100							25,100
260	Other Support Services - School Administration (Describe & Itemize)	2490									0
261	Total Support Services - School Administration	2400		25,100							25,100
262	Support Services - Business	2500									
263	Direction of Business Support Services	2510									0
264	Fiscal Services	2520		7,300							7,300
265	Facilities Acquisition & Construction Services	2530									0
266	Operation & Maintenance of Plant Service	2540		60,000							60,000
267	Pupil Transportation Services	2550		47,500							47,500
268	Food Services	2560		26,000							26,000
269	Internal Services	2570									0
270	Total Support Services - Business	2500		140,800							140,800

	A	B	C	D	E	F	G	H	I	J	K
1	Description: Enter Whole Numbers Only	Funct #	(100) Salaries	(200) Employee Benefits	(300) Purchased Services	(400) Supplies & Materials	(500) Capital Outlay	(600) Other Objects	(700) Non-Capitalized Equipment	(800) Termination Benefits	(900) Total
271	Support Services - Central	2600									
272	Direction of Central Support Services	2610									0
273	Planning, Research, Development & Evaluation Services	2620									0
274	Information Services	2630									0
275	Staff Services	2640									0
276	Data Processing Services	2660									0
277	Total Support Services - Central	2600		0							0
278	Other Support Services (Describe & Itemize)	2900									0
279	Total Support Services	2000		223,650							223,650
280	COMMUNITY SERVICES (MR/SS)	3000									0
281	PAYMENTS TO OTHER DIST & GOVT UNITS (MR/SS)	4000									
282	Payments for Regular Programs	4110									0
283	Payments for Special Education Programs	4120									0
284	Payments for CTE Programs	4140									0
285	Total Payments to Other Dist & Govt Units	4000		0							0
286	DEBT SERVICE (MR/SS)	5000									
287	Debt Service - Interest on Short-Term Debt	5100									
288	Tax Anticipation Warrants	5110									0
289	Tax Anticipation Notes	5120									0
290	Corporate Personal Prop Repl Tax Anticipation Notes	5130									0
291	State Aid Anticipation Certificates	5140									0
292	Other (Describe & Itemize)	5150									0
293	Total Debt Service	5000						0			0
294	PROVISION FOR CONTINGENCIES (MR/SS)	6000									0
295	Total Direct Disbursements/Expenditures			366,670				0			366,670
296	Excess (Deficiency) of Receipts/Revenues Over Disbursements/Expenditures										12,531
297											
298	60 - CAPITAL PROJECTS (CP)										
299	SUPPORT SERVICES (CP)	2000									
300	Support Services - Business										
301	Facilities Acquisition & Construction Services	2530									0
302	Other Support Services (Describe & Itemize)	2900									0
303	Total Support Services	2000	0	0	0	0	0	0	0		0
304	PAYMENTS TO OTHER DIST & GOVT UNITS (CP)	4000									
305	Payments to Other Dist & Govt Units (In-State)	4100									
306	Payments to Regular Programs	4110									0
307	Payment for Special Education Programs	4120									0
308	Payment for CTE Programs	4140									0
309	Payments to Other Govt Units (In-State) (Describe & Itemize)	4190									0
310	Total Payments to Other Districts & Govt Units	4000			0			0			0
311	PROVISION FOR CONTINGENCIES (CP)	6000									0
312	Total Direct Disbursements/Expenditures		0	0	0	0	0	0	0		0
313	Excess (Deficiency) of Receipts/Revenues Over Disbursements/Expenditures										0
314											
315	70 WORKING CASH FUND (WC)										
316											
317	80 - TORT FUND (TF)										
318	SUPPORT SERVICES - GENERAL ADMINISTRATION	2000									
319	Claims Paid from Self Insurance Fund	2361									0
320	Workers' Compensation or Workers' Occupational Disease Act Payments	2362			10,875						10,875
321	Unemployment Insurance Payments	2363									0
322	Insurance Payments (regular or self-insurance)	2364									0
323	Risk Management and Claims Services Payments	2365									0
324	Judgment and Settlements	2366									0

	A	B	C	D	E	F	G	H	I	J	K
1	Description: Enter Whole Numbers Only	Funct #	(100) Salaries	(200) Employee Benefits	(300) Purchased Services	(400) Supplies & Materials	(500) Capital Outlay	(600) Other Objects	(700) Non-Capitalized Equipment	(800) Termination Benefits	(900) Total
2											
325	Educatl, Inspectl, Supervisory Serv Related to Loss Prevention or Reduction	2367									0
326	Reciprocal Insurance Payments	2368									0
327	Legal Service	2369									0
328	Property Insurance (Building & Grounds)	2371									0
329	Vehicle Insurance (Transportation)	2372									0
330	Total Support Services - General Administration	2000	0	0	10,875	0	0	0	0		10,875
331	PAYMENTS TO OTHER DIST & GOVT UNITS (TF)	4000									
332	Payments for Regular Programs	4110									0
333	Payments for Special Education Programs	4120									0
334	Total Payments to Other Dist & Govt Units	4000						0			0
335	DEBT SERVICE (TF)	5000									
336	Debt Service - Interest on Short-Term Debt										
337	Tax Anticipation Warrants	5110									0
338	Corporate Personal Property Replacement Tax Anticipation Notes	5130									0
339	Other Interest on Short-Term Debt (Describe & Itemize)	5150									0
340	Total Debt Service	5000						0			0
341	PROVISION FOR CONTINGENCIES (TF)	6000									0
342	Total Direct Disbursements/Expenditures		0	0	10,875	0	0	0	0		10,875
343	Excess (Deficiency) of Receipts/Revenues Over Disbursements/Expenditures										0
344											
345	90 - FIRE PREVENTION & SAFETY FUND (FP&S)										
346	SUPPORT SERVICES (FP&S)	2000									
347	Support Services - Business	2500									
348	Facilities Acquisition & Construction Services	2530									0
349	Operation & Maintenance of Plant Service	2540									0
350	Total Support Services - Business	2500	0	0	0	0	0	0	0		0
351	Other Support Services (Describe & Itemize)	2900									0
352	Total Support Services	2000	0	0	0	0	0	0	0		0
353	PAYMENTS TO OTHER DISTRICTS & GOVT UNITS (FP&S)	4000									
354	Payments to Regular Programs	4110									0
355	Payments to Special Education Programs	4120									0
356	Other Payments to In-State Govt Units (Describe & Itemize)	4190									0
357	Total Payments to Other Districts & Govt Units (FPS)	4000						0			0
358	DEBT SERVICE (FP&S)	5000									
359	Debt Service - Interest on Short-Term Debt	5100									
360	Tax Anticipation Warrants	5110									0
361	Other Interest on Short-Term Debt (Describe & Itemize)	5150									0
362	Total Debt Service - Interest on Short-Term Debt	5100						0			0
363	Debt Service - Interest on Long-Term Debt	5200									0
364	Debt Service - Payments of Principal on Long-Term Debt ¹⁵ (Lease/Purchase Principal Retired)	5300									0
365	Total Debt Service	5000						0			0
366	PROVISIONS FOR CONTINGENCIES (FP&S)	6000									0
367	Total Direct Disbursements/Expenditures		0	0	0	0	0	0	0		0
368	Excess (Deficiency) of Receipts/Revenues Over Disbursements/Expenditures										85,287

This page is provided for detailed itemizations as requested within the body of the Report.

- 1.
- 2.
- 3.
- 4.

	A	B	C	D	E	F
1	DEFICIT BUDGET SUMMARY INFORMATION - Operating Funds Only					
2	Description	EDUCATIONAL FUND (10)	OPERATIONS & MAINTENANCE FUND (20)	TRANSPORTATION FUND (40)	WORKING CASH FUND (70)	TOTAL
3	Direct Revenues	8,423,065	831,498	657,670	47,873	9,960,106
4	Direct Expenditures	8,498,422	821,500	597,260		9,917,182
5	Difference	(75,357)	9,998	60,410	47,873	42,924
6	Estimated Fund Balance - June 30, 2020	5,564,996	732,210	854,020	850,471	8,001,697
7	Balanced budget, no deficit reduction plan is required.					
8	A deficit reduction plan is required if the local board of education adopts (or amends) the 2019-20 school district budget in which the "operating funds" listed above result in direct revenues (line 9) being less than direct expenditures (line 19) by an amount equal to or greater than one-third (1/3) of the ending fund balance (line 81).					
10	Note: The balance is determined using only the four funds listed above. That is, if the estimated ending fund balance is less than three times the deficit spending, the district must adopt and file with ISBE a deficit reduction plan to balance the shortfall within three years.					
12	The School Code, Section 17-1 (105 ILCS 5/17-1) - If the 2018-2019 Annual Financial Report (AFR) reflects a deficit as defined above (page 36), then the school district shall adopt and submit a deficit reduction plan (found here on page 20-24) to ISBE within 30 days after acceptance of the AFR.					
13	The deficit reduction plan, if required, is developed using ISBE guidelines and format.					

ILLINOIS STATE BOARD OF EDUCATION
School Business Services Division

	A	B	C	D	E	F	G
1	4101321026 <i>District Number</i> Pecatonica CUSD #321 <i>District Name</i>		DEFICIT REDUCTION PLAN ESTIMATED BUDGET FY2019-2020				
2							
3							
4							
5							
6			Educational Fund	Operations & Maintenance Fund	Transportation Fund	Working Cash Fund	Total
7	ESTIMATED BEGINNING FUND BALANCE <i>(must equal prior Ending Fund Balance)</i>		5,640,353	722,212	793,610	802,598	7,958,773
8	RECEIPTS/REVENUES	Acct #					
9	LOCAL SOURCES	1000	5,007,814	831,498	361,166	47,873	6,248,351
10	FLOW-THROUGH RECEIPTS/REVENUES FROM ONE DISTRICT TO ANOTHER DISTRICT	2000	0	0	0		0
11	STATE SOURCES	3000	2,955,738	0	296,504	0	3,252,242
12	FEDERAL SOURCES	4000	459,513	0	0	0	459,513
13	Total Receipts/Revenues		8,423,065	831,498	657,670	47,873	9,960,106
14	DISBURSEMENTS/EXPENDITURES	Funct #					
15	INSTRUCTION	1000	5,249,750				5,249,750
16	SUPPORT SERVICES	2000	2,827,240	821,500	597,260		4,246,000
17	COMMUNITY SERVICES	3000	0	0	0		0
18	PAYMENTS TO OTHER DISTRICTS & GOVT. UNITS	4000	421,432	0	0		421,432
19	DEBT SERVICES	5000	0	0	0		0
20	PROVISION FOR CONTINGENCIES	6000	0	0	0		0
21	Total Disbursements/Expenditures		8,498,422	821,500	597,260		9,917,182
22	Excess of Receipts/Revenue Over/(Under) Disbursements/Expenditures		(75,357)	9,998	60,410	47,873	42,924
23	OTHER SOURCES/USES OF FUNDS						
24	OTHER SOURCES OF FUNDS (7000)		0	0	0	0	0
25	OTHER USES OF FUNDS (8000)		0	0	0	0	0
26	TOTAL OTHER SOURCES/USES OF FUNDS		0	0	0	0	0
27	ESTIMATED ENDING FUND BALANCE		5,564,996	732,210	854,020	850,471	8,001,697

ILLINOIS STATE BOARD OF EDUCATION
School Business Services Division

	A	B	H	I	J	K	L
1	4101321026 <i>District Number</i> Pecatonica CUSD #321		ESTIMATED BUDGET FY2020-2021				
2							
3							
4							
5							
6	<i>District Name</i>		Educational Fund	Operations & Maintenance Fund	Transportation Fund	Working Cash Fund	Total
7	ESTIMATED BEGINNING FUND BALANCE <i>(must equal prior Ending Fund Balance)</i>		5,564,996	732,210	854,020	850,471	8,001,697
8	RECEIPTS/REVENUES	Acct #					
9	LOCAL SOURCES	1000					0
10	FLOW-THROUGH RECEIPTS/REVENUES FROM ONE DISTRICT TO ANOTHER DISTRICT	2000					0
11	STATE SOURCES	3000					0
12	FEDERAL SOURCES	4000					0
13	Total Receipts/Revenues		0	0	0	0	0
14	DISBURSEMENTS/EXPENDITURES	Funct #					
15	INSTRUCTION	1000					0
16	SUPPORT SERVICES	2000					0
17	COMMUNITY SERVICES	3000					0
18	PAYMENTS TO OTHER DISTRICTS & GOVT. UNITS	4000					0
19	DEBT SERVICES	5000					0
20	PROVISION FOR CONTINGENCIES	6000					0
21	Total Disbursements/Expenditures		0	0	0		0
22	Excess of Receipts/Revenue Over/(Under) Disbursements/Expenditures		0	0	0	0	0
23	OTHER SOURCES/USES OF FUNDS						
24	OTHER SOURCES OF FUNDS (7000)						0
25	OTHER USES OF FUNDS (8000)						0
26	TOTAL OTHER SOURCES/USES OF FUNDS		0	0	0	0	0
27	ESTIMATED ENDING FUND BALANCE		5,564,996	732,210	854,020	850,471	8,001,697

ILLINOIS STATE BOARD OF EDUCATION
School Business Services Division

	A	B	M	N	O	P	Q
1	4101321026 District Number Pecatonica CUSD #321 District Name		ESTIMATED BUDGET FY2021-2022				
2							
3							
4							
5							
6			Educational Fund	Operations & Maintenance Fund	Transportation Fund	Working Cash Fund	Total
7	ESTIMATED BEGINNING FUND BALANCE (must equal prior Ending Fund Balance)		5,564,996	732,210	854,020	850,471	8,001,697
8	RECEIPTS/REVENUES	Acct #					
9	LOCAL SOURCES	1000					0
10	FLOW-THROUGH RECEIPTS/REVENUES FROM ONE DISTRICT TO ANOTHER DISTRICT	2000					0
11	STATE SOURCES	3000					0
12	FEDERAL SOURCES	4000					0
13	Total Receipts/Revenues		0	0	0	0	0
14	DISBURSEMENTS/EXPENDITURES	Funct #					
15	INSTRUCTION	1000					0
16	SUPPORT SERVICES	2000					0
17	COMMUNITY SERVICES	3000					0
18	PAYMENTS TO OTHER DISTRICTS & GOVT. UNITS	4000					0
19	DEBT SERVICES	5000					0
20	PROVISION FOR CONTINGENCIES	6000					0
21	Total Disbursements/Expenditures		0	0	0		0
22	Excess of Receipts/Revenue Over/(Under) Disbursements/Expenditures		0	0	0	0	0
23	OTHER SOURCES/USES OF FUNDS						
24	OTHER SOURCES OF FUNDS (7000)						0
25	OTHER USES OF FUNDS (8000)						0
26	TOTAL OTHER SOURCES/USES OF FUNDS		0	0	0	0	0
27	ESTIMATED ENDING FUND BALANCE		5,564,996	732,210	854,020	850,471	8,001,697

ILLINOIS STATE BOARD OF EDUCATION
School Business Services Division

	A	B	R	S	T	U	V
1	4101321026 <i>District Number</i> Pecatonica CUSD #321 <i>District Name</i>		ESTIMATED BUDGET FY2022-2023				
2							
3							
4							
5							
6			Educational Fund	Operations & Maintenance Fund	Transportation Fund	Working Cash Fund	Total
7	ESTIMATED BEGINNING FUND BALANCE <i>(must equal prior Ending Fund Balance)</i>		5,564,996	732,210	854,020	850,471	8,001,697
8	RECEIPTS/REVENUES	Acct #					
9	LOCAL SOURCES	1000					0
10	FLOW-THROUGH RECEIPTS/REVENUES FROM ONE DISTRICT TO ANOTHER DISTRICT	2000					0
11	STATE SOURCES	3000					0
12	FEDERAL SOURCES	4000					0
13	Total Receipts/Revenues		0	0	0	0	0
14	DISBURSEMENTS/EXPENDITURES	Funct #					
15	INSTRUCTION	1000					0
16	SUPPORT SERVICES	2000					0
17	COMMUNITY SERVICES	3000					0
18	PAYMENTS TO OTHER DISTRICTS & GOVT. UNITS	4000					0
19	DEBT SERVICES	5000					0
20	PROVISION FOR CONTINGENCIES	6000					0
21	Total Disbursements/Expenditures		0	0	0		0
22	Excess of Receipts/Revenue Over/(Under) Disbursements/Expenditures		0	0	0	0	0
23	OTHER SOURCES/USES OF FUNDS						
24	OTHER SOURCES OF FUNDS (7000)						0
25	OTHER USES OF FUNDS (8000)						0
26	TOTAL OTHER SOURCES/USES OF FUNDS		0	0	0	0	0
27	ESTIMATED ENDING FUND BALANCE		5,564,996	732,210	854,020	850,471	8,001,697

ILLINOIS STATE BOARD OF EDUCATION
School Business Services Division

	A	B	W	X	Y	Z
1	4101321026 <i>District Number</i> Pecatonica CUSD #321 <i>District Name</i>		SUMMARY BUDGET ADDENDUM - DEFICIT REDUCTION PLAN ESTIMATED BUDGET <i>Date of Adoption:</i> <i>(Enter as MM/DD/YY)</i>			
2						
3						
4						
5						
6			FY2019-2020	FY2020-2021	FY2021-2022	FY2022-2023
7	ESTIMATED BEGINNING FUND BALANCE <i>(must equal prior Ending Fund Balance)</i>		7,958,773	8,001,697	8,001,697	8,001,697
8	RECEIPTS/REVENUES	Acct #				
9	LOCAL SOURCES	1000	6,248,351	0	0	0
10	FLOW-THROUGH RECEIPTS/REVENUES FROM ONE DISTRICT TO ANOTHER DISTRICT	2000	0	0	0	0
11	STATE SOURCES	3000	3,252,242	0	0	0
12	FEDERAL SOURCES	4000	459,513	0	0	0
13	Total Receipts/Revenues		9,960,106	0	0	0
14	DISBURSEMENTS/EXPENDITURES	Funct #				
15	INSTRUCTION	1000	5,249,750	0	0	0
16	SUPPORT SERVICES	2000	4,246,000	0	0	0
17	COMMUNITY SERVICES	3000	0	0	0	0
18	PAYMENTS TO OTHER DISTRICTS & GOVT. UNITS	4000	421,432	0	0	0
19	DEBT SERVICES	5000	0	0	0	0
20	PROVISION FOR CONTINGENCIES	6000	0	0	0	0
21	Total Disbursements/Expenditures		9,917,182	0	0	0
22	Excess of Receipts/Revenue Over/(Under) Disbursements/Expenditures		42,924	0	0	0
23	OTHER SOURCES/USES OF FUNDS					
24	OTHER SOURCES OF FUNDS (7000)		0	0	0	0
25	OTHER USES OF FUNDS (8000)		0	0	0	0
26	TOTAL OTHER SOURCES/USES OF FUNDS		0	0	0	0
27	ESTIMATED ENDING FUND BALANCE		8,001,697	8,001,697	8,001,697	8,001,697

Deficit Reduction Plan-Background/Assumptions
Fiscal Year 2019-2020 through Fiscal Year 2022-2023

Pecatonica CUSD #321 4101321026

Please complete the following schedule and include a brief description to identify any areas of the budget that will be impacted from one year to the next. If the deficit reduction plan relies upon new local revenues, identify contingencies for further budget reductions which will be enacted in the event those new revenues are not available.

1. Background and Narrative of Budget Reductions:

2. Assumptions Used in the Deficit Reduction Plan:

- EBF and Estimated New Tier Funding:

- Equal Assessed Valuation and Tax Rates:

- Employee Salaries and Benefits:

- Short and Long Term Borrowing:

- Educational Impact:

- Other Assumptions:

- Has the district considered shared services or outsourcing (Ex: Transportation, Insurance) If yes please explain:

ESTIMATED LIMITATION OF ADMINISTRATIVE COSTS

(For Local Use Only)

This is an estimated Limitation of Administrative Costs Worksheet only and will not be accepted for Official Submission of the Limitation of Administrative Costs Worksheet.

The worksheet is intended for use during the budgeting process to estimate the district's percent increase of FY2020 budgeted expenditures over FY2019 actual expenditures. Budget information is copied to this page. Insert the prior year estimated actual expenditures to compute the estimated percentage increase (decrease).

The official Limitation of Administrative Costs Worksheet is attached to the end of the Annual Financial Report (ISBE Form 50-35) and may be submitted in conjunction with that report.

An official Limitation of Administrative Costs Worksheet can also be found on the ISBE website at:

[Limitation of Administrative Costs](#)

ESTIMATED LIMITATION OF ADMINISTRATIVE COSTS WORKSHEET				School District Name:		Pecatonica CUSD #321	
(Section 17-1.5 of the School Code)				RCDT Number:		04-101-3210-26	
		Estimated Actual Expenditures, Fiscal Year 2019			Budgeted Expenditures, Fiscal Year 2020		
Description (Enter Whole Numbers Only)	Funct #	(10)	(20)	Total	(10)	(20)	Total
		Educational Fund	Operations & Maintenance Fund		Educational Fund	Operations & Maintenance Fund	
1. Executive Administration Services	2320	285,525		285,525	298,500		298,500
2. Special Area Administration Services	2330			0	0		0
3. Other Support Services - School Administration	2490			0	0		0
4. Direction of Business Support Services	2510			0	0	0	0
5. Internal Services	2570			0	0		0
6. Direction of Central Support Services	2610			0	0		0
7. Deduct - Early Retirement or other pension obligations required by state law and include above				0			0
8. Totals		285,525	0	285,525	298,500	0	298,500
9. Estimated Percent Increase (Decrease) for FY2020 (Budgeted) over FY2019 (Actual)							5%

*In accordance with the School Code, Section 10-20.21, all school districts are required to file a report listing 'vendor contracts' as an attachment to their budget. In this context, the term "vendor contracts" refers to "all contracts and agreements that pertain to goods and services that were intended to generate additional revenue and other remunerations for the school district in excess of \$1,000, including without limitation vending machine contracts, sports and other attire, class rings, and photographic services. **The report is to list information regarding such contracts for the fiscal year immediately preceding the fiscal year of the budget.** All such contracts executed on or after July 1, 2007 must be approved by the school board.*

(Sheet is unprotected and can be re-formatted as needed, but must be used for submission)

9/30/2019

[illegible]

1. Name of the party	
2. Date of the party	
3. Name of the party	
4. Address	
5. Description of the party	
6. Name of the party	
7. Address	
8. Description of the party	
9. Name of the party	
10. Address	
11. Description of the party	
12. Name of the party	
13. Address	
14. Description of the party	
15. Name of the party	
16. Address	
17. Description of the party	
18. Name of the party	
19. Address	
20. Description of the party	
21. Name of the party	
22. Address	
23. Description of the party	
24. Name of the party	
25. Address	
26. Description of the party	
27. Name of the party	
28. Address	
29. Description of the party	
30. Name of the party	
31. Address	
32. Description of the party	
33. Name of the party	
34. Address	
35. Description of the party	
36. Name of the party	
37. Address	
38. Description of the party	
39. Name of the party	
40. Address	
41. Description of the party	
42. Name of the party	
43. Address	
44. Description of the party	
45. Name of the party	
46. Address	
47. Description of the party	
48. Name of the party	
49. Address	
50. Description of the party	
51. Name of the party	
52. Address	
53. Description of the party	
54. Name of the party	
55. Address	
56. Description of the party	
57. Name of the party	
58. Address	
59. Description of the party	
60. Name of the party	
61. Address	
62. Description of the party	
63. Name of the party	
64. Address	
65. Description of the party	
66. Name of the party	
67. Address	
68. Description of the party	
69. Name of the party	
70. Address	
71. Description of the party	
72. Name of the party	
73. Address	
74. Description of the party	
75. Name of the party	
76. Address	
77. Description of the party	
78. Name of the party	
79. Address	
80. Description of the party	
81. Name of the party	
82. Address	
83. Description of the party	
84. Name of the party	
85. Address	
86. Description of the party	
87. Name of the party	
88. Address	
89. Description of the party	
90. Name of the party	
91. Address	
92. Description of the party	
93. Name of the party	
94. Address	
95. Description of the party	
96. Name of the party	
97. Address	
98. Description of the party	
99. Name of the party	
100. Address	
101. Description of the party	
102. Name of the party	
103. Address	
104. Description of the party	
105. Name of the party	
106. Address	
107. Description of the party	
108. Name of the party	
109. Address	
110. Description of the party	
111. Name of the party	
112. Address	
113. Description of the party	
114. Name of the party	
115. Address	
116. Description of the party	
117. Name of the party	
118. Address	
119. Description of the party	
120. Name of the party	
121. Address	
122. Description of the party	
123. Name of the party	
124. Address	
125. Description of the party	
126. Name of the party	
127. Address	
128. Description of the party	
129. Name of the party	
130. Address	
131. Description of the party	
132. Name of the party	
133. Address	
134. Description of the party	
135. Name of the party	
136. Address	
137. Description of the party	
138. Name of the party	
139. Address	
140. Description of the party	
141. Name of the party	
142. Address	
143. Description of the party	
144. Name of the party	
145. Address	
146. Description of the party	
147. Name of the party	
148. Address	
149. Description of the party	
150. Name of the party	
151. Address	
152. Description of the party	
153. Name of the party	
154. Address	
155. Description of the party	
156. Name of the party	
157. Address	
158. Description of the party	
159. Name of the party	
160. Address	
161. Description of the party	
162. Name of the party	
163. Address	
164. Description of the party	
165. Name of the party	
166. Address	
167. Description of the party	
168. Name of the party	
169. Address	
170. Description of the party	
171. Name of the party	
172. Address	
173. Description of the party	
174. Name of the party	
175. Address	
176. Description of the party	
177. Name of the party	
178. Address	
179. Description of the party	
180. Name of the party	
181. Address	
182. Description of the party	
183. Name of the party	
184. Address	
185. Description of the party	
186. Name of the party	
187. Address	
188. Description of the party	
189. Name of the party	
190. Address	
191. Description of the party	
192. Name of the party	
193. Address	
194. Description of the party	
195. Name of the party	
196. Address	
197. Description of the party	
198. Name of the party	
199. Address	
200. Description of the party	

Reference Description

- 1 Each fund balance should correspond to the fund balance reflected on the books as of June 30th - Balance Sheet Accounts #720 and #730 (audit figures, if available).
- 2 Accounting and Financial Reporting for Certain Grants and Other Financial Assistance. The "On-Behalf" Payments should only be reflected on this page (Budget Summary, Lines 10 and 20).
- 3 Requires the secretary of the school board to notify the county clerk (within 30 days of the transfer approval) to abate an equal amount of taxes to be next extended. See Sec. 10-22.14 & 17-2.11.
- 3^a Requires notification to the county clerk to abate an equal amount from taxes next extended. See section 10-22.14
- 4 Principal on Bonds Sold:
 - (1) Funding Bonds are to be entered in the fund or funds in which the liability occurs.
 - (2) Refunding Bonds can be entered in the Debt Services Fund only.
 - (3) Building Bonds can be entered in the Capital Projects Fund only.
 - (4) Fire Prevention and Safety Bonds can be entered in the Fire Prevention & Safety Fund only.
- 5

The proceeds from the sale of school sites, buildings, or other real estate shall be used first to pay the principal and interest on any outstanding bonds on the property being sold, and after all such bonds have been retired, the remaining proceeds from the sale next shall be used by the school board to meet any urgent district needs as determined under Sections 2-3.12 and 17-2.11 of the School Code. Once these issues have been addressed, any remaining proceeds may be used for any other authorized purpose and for deposit into any district fund.
- 6 The School Code, Section 10-22.44 prohibits the transfer of interest earned on the investment of "any funds for purposes of Illinois Municipal Retirement under the Pension Code." This prohibition does not include funds for Social Security and Medicare-only purposes. For additional requirements on interest earnings, see 23 Illinois Administrative Code, Part 100, Section 100.50.
- 7 Cash plus investments must be greater than or equal to zero.
- 8 For cash basis budgets, this total will equal the Budget Summary - Total Direct Receipts/Revenues (Line 9) plus Total Other Sources of Funds (Line 46).
- 9 For cash basis budgets, this total will equal the Budget Summary - Total Direct Disbursements/Expenditures (Line 19) plus Total Other Uses of Funds (Line 79).
- 10 Working Cash Fund loans may be made to any district fund for which taxes are levied (Section 20-5 of the School Code).
- 11 Include revenue accounts 1110 through 1115, 1117, 1118 & 1120.
- 12 The School Code Section 17-2.2c. Tax for leasing educational facilities or computer technology or both, and for temporary relocation expense purposes.
- 13 Corporate personal property replacement tax revenue must be first applied to the Municipal Retirement/Social Security Fund to replace tax revenue lost due to the abolition of the corporate personal property tax (30 ILCS 115/12). This provision does not apply to taxes levied for Medicare-Only purposes.
- 14

Only tuition payments made to private facilities. See Functions 4200 or 4400 for estimated public facility disbursements/expenditures.
- 15 Payment towards the retirement of lease/purchase agreements or bonded/other indebtedness (principal only) otherwise reported within the fund - e.g.: alternate revenue bonds. (Describe & Itemize)
- 16 Only abolishment of Working Cash Fund must transfer its funds directly to the Educational Fund upon adoption of a resolution and at the close of the current school Year (see 105 ILCS 5/20-8 for further explanation)
 Only abatement of working cash fund can transfer its funds to any fund in most need of money
 (see 105 ILCS 5/20-10 for further explanation)

CHECK FOR ERRORS	
<p>This worksheet checks various cells to assure that selected items are in balance.</p> <p>Out-of-balance conditions are accompanied by an error message.</p> <p>Errors must be corrected before the budget is finalized and submitted to ISBE.</p>	
Budget Item References	Message
Is Deficit Reduction Plan Required?	Congratulations! You have a balanced budget.
If required, is Deficit Reduction Plan Completed (Page: DefReductPlan 20-24)?	
1. Cover Page - CASH or ACCRUAL	
Check one type of Accounting Basis used on the Cover sheet.	CASH
2. Budget Summary: Other Sources (Page BudgetSum 2-3 - Acct 7000), must equal Other Uses (BudgetSum 2-3 - Acct. 8000).	
Estimated Beginning Fund Balance July, 1 2019 for all Funds (Cells C3 - K3) (Line must have a number or zero. Do not leave blank.)	OK
Transfer Among Funds (Funds 10, 20, 40 - Acct 7130 - Cells C29, D29, F29), must equal (Funds 10, 20 & 40 - Acct 8130 - Cells C52, D52, F52).	OK
Transfer of Interest (Funds 10 thru 90 - Acct 7140 - Cells C30:K30), must equal (Funds 10 thru 60, & 80 - Acct 8140 - Cells C53:H53, J53).	OK
Transfer to Debt Service to Pay Principal on Capital Leases (Fund 30 - Acct 7400 - Cell E39) must equal (Funds 10, 20 & 60 - Acct 8400 Cells C57:H60).	OK
Transfer to Debt Service to Pay Interest on Capital Leases (Fund 30 - Acct 7500 - Cell E40) must equal (Funds 10, 20 & 60 - Acct 8500 - Cells C61:H64).	OK
Transfer to Debt Service Fund to Pay Principal on Revenue Bonds (Fund 30 - Acct 7600 - Cell E41) must equal (Funds 10 & 20 - Acct 8600 - Cells C65:D68).	OK
Transfer to Debt Service to Pay Interest on Revenue Bonds (Fund 30 - Acct 7700 - Cell E42) must equal (Funds 10 & 20 - Acct 8700 - Cells C69:D72).	OK
Transfer to Capital Projects Fund (Fund 60 - Acct 7800 - Cell H43) must equal (Fund 10 & 20, Acct 8800 - Cells C73:D76).	OK
3. Summary of Cash Transactions: Beginning Cash Balance on Hand July 1, 2019, (CashSum 4, All Funds), cannot be negative.	
Educational (Fund 10 - Cell C3)	OK
Operations & Maintenance (Fund 20 - Cell D3)	OK
Debt Service (Fund 30 - Cell E3)	OK
Transportation (Fund 40 - Cell F3)	OK
Municipal Retirement/Social Security (Fund 50 - Cell G3)	OK
Capital Projects (Fund 60 - Cell H3)	OK
Working Cash (Fund 70 - Cell I3)	OK
Tort (Fund 80 - Cell J3)	OK
Fire Prevention & Safety (Fund 90 - Cell K3)	OK
4. Summary of Cash Transactions: Ending Cash Balance on Hand June 30, 2020, (Page CashSum 4 - All Funds), cannot be negative.	
Educational (Fund 10 - Cell C21)	OK
Operations & Maintenance (Fund 20 - Cell D21)	OK
Debt Service (Fund 30 - Cell E21)	OK
Transportation (Fund 40 - F21)	OK
Municipal Retirement/Social Security (Fund 50 - Cell G21)	OK
Capital Projects (Fund 60 - H21)	OK
Working Cash (Fund 70 - Cell I21)	OK
Tort (Fund 80 - Cell J21)	OK
Fire Prevention & Safety (Fund 90 - Cell K21)	OK
5. Summary of Cash Transactions: Other Receipts, (Page CashSum 4), must equal Other Disbursements, (Page CashSum 4).	
Interfund Loans Payable (Funds 10:60, 80, 90 - Acct 411 - Cells C6:H6, J6:K6) must equal Interfund Loans Receivable (Funds 10:20, 40, 70 - Acct 141 - Cells C15:D15, F15, I15).	OK
Interfund Loans Receivable (Funds 10, 20, 40 & 70 - Acct 141 - Cells C7:D7, F7, I7) must equal Interfund Loans Payable (Funds 10:60, 80, 90 - Acct 411 - Cells C16:H16, J16, K16).	OK

End of Balancing