

Ducor School Board Attendance:

1. Lisa Lucio
2. Nancy Vogg
3. Virginia Rhi
4. Elgin Martin
5. Barbara Rito
6. Florence Pace
7. David D. Hill
8. [Signature]
- 9.
- 10.

Date: 4/18/17

17:29 p.m.

Ducor School
23761 Avenue 56 – P.O. Box 249
Ducor, CA 93218
(559) 534-2261

Board of Trustees:
Jim Koontz (President)
Patricia Hughes (Member)

Flora Rodriguez (Member)
Mary McGill (Member)

Amparo Mariscal (Clerk)

School Board Meeting

April 18, 2017
Meeting Place: Library, Room 23 resolution: 3
Open Session 5:30 PM

***Possible board action**

Agenda

1. Called to order: Time: 5:30 pm

☒ President Jim Koontz ABS

☒ Board Member Flora Rodriguez

☒ Board Member Mary McGill

☒ Board Member Patricia Hughes

☒ Clerk Amparo Mariscal

 - 1.1 Pledge of Allegiance
 - 1.2 Introduction of Visitors: V. PANG, V. LIBA LUCIO, V. Rubio, DBATES, ELV, MART. J. SOSA, HILL, FACE, Juan Reyes
 - 1.3 Community Input:
2. Regular Business Agenda: Board Action
 - 2.1 * March 14, 2017 Board Minutes: Review for any corrections and or clarifications.
Action: Mr. Koontz M Mrs. Rodriguez ABS Mrs. Hughes 1 Mrs. Mariscal Age Mrs. McGill 2
 - 2.2 * Accounts Payable: monthly payments, record of invoices.
Action: Mr. Koontz M Mrs. Rodriguez ABS Mrs. Hughes Age Mrs. Mariscal 2 Mrs. McGill 1
 - 2.3 * Resolution: 3, In the matter of the reduction of classified school services for the 2016-17 school year (Ed. Code sections 45101, 45114, 45117, 45298, 45308). Due to the lack of work/funds certain services now being provided by classified employees of the district must reduce for the upcoming school year 2017-18.
Action: Mr. Koontz M Mrs. Rodriguez ABS Mrs. Hughes 1 Mrs. Mariscal 2 Mrs. McGill Age close session
 - 2.4 * Inter-district attendance agreement: pursuant to Ed. Code section 10801, between the governing board Ducor School and Terra Bella District and Porterville USD.
Action: Mr. Koontz M Mrs. Rodriguez 1 Mrs. Hughes 1 Mrs. Mariscal 2 Mrs. McGill Age
 - 2.5 * Non-profit organization supplement: PTA organization to do business at Ducor School.
Action: Mr. Koontz M Mrs. Rodriguez ABS Mrs. Hughes 2 Mrs. Mariscal Age Mrs. McGill 1 TAX ID
LUCIO
 - 2.6 * Juan Reyes, Revised contract; Additional \$2,040 for the month of May. Superintendent Rodriguez requesting to extend Mr. Reyes contract for the month of May. close session
Action: Mr. Koontz M Mrs. Rodriguez ABS Mrs. Hughes 2 Mrs. Mariscal 1 Mrs. McGill Age

2.7 * Ducor Teachers Association: yearly proposal for the next school year

Action: Mr. Koontz M Mrs. Rodriguez ABS Mrs. Hughes 2 Mrs. Mariscal 1 Mrs. McGill 1

2.8 * Intent to Return: Mrs. Moreno, cafeteria employee, will be retiring at the end of 2016-17 school year.

Action: Mr. Koontz M Mrs. Rodriguez ABS Mrs. Hughes 1 Mrs. Mariscal 2 Mrs. McGill 2

2.9 * Administrative School Secretary 2016-17 salary schedule.

Action: Mr. Koontz M Mrs. Rodriguez ABS Mrs. Hughes 1 Mrs. Mariscal 2 Mrs. McGill 2

2.10 * Salary Schedule Certificated/Classified position for the 2017-18 school year.

Action: Mr. Koontz M Mrs. Rodriguez ABS Mrs. Hughes 1 Mrs. Mariscal 2 Mrs. McGill 2

2.11 * LCAP public hearing: ECsec 52062(b)(1), governing boards must hold at least one public hearing to solicit the recommendations and comments from member of the public regarding the specifics actions and expenditures proposed to be included in the LCAP. This action is to approve a date to comply with the requirements.

Action: Mr. Koontz M Mrs. Rodriguez ABS Mrs. Hughes 2 Mrs. Mariscal 1 Mrs. McGill 2

June 27

3. Informational:

3.1 Attendance:

3.2 New Year Calendar, options for review.

3.3 Revenue Source Description

3.4 Health and Wellness Yearly cost per employee classifications

3.5 Edison History Report

3.6 California Dashboard Report: Ducor School

3.7 CELDT report 2016

3.8 LCAP planning

3.9 DGS: department of General Services: plans for the cafeteria approved

3.10 Summer Night Lights schedule

3.11 Form 700: reminder to complete and hand in the office

3.12 April/May calendar of events

4. Adjourn to Closed Session: 6:26 Time:

Action: Mr. Koontz M Mrs. Rodriguez M Mrs. Hughes 1 Mrs. Mariscal 2 Mrs. McGill 1

5. Closed Session:

5.1 Employee Business

6. Report Out of Closed Session:

Time: 7:19

6.1 Actions Taken: 2.3 Residual 3:

Action: Mr. Koontz M Mrs. Rodriguez ABS Mrs. Hughes 1 Mrs. Mariscal 2 Mrs. McGill 2

7. Adjournment:

Time: 7:19

Action: Mr. Koontz M Mrs. Rodriguez ABS Mrs. Hughes 1 Mrs. Mariscal 1 Mrs. McGill 2

M/Koen 1st Am 2nd Met
Aye

2.6 Juan Reyes:

2.4 * Budget Report: Mrs. Rachel Nunez is the TCOE external business and accounts. Mrs. Nunez reviews and support financial transactions, balance, cost analysis, budget revision, budget expenses as well as interim reports to the superintendent and school board.
Mrs. Nunez explained that cuts were necessary to have a positive end balance. Mrs. Nunez stressed to consider capping the H/W. Board President asked if there were any questions. No discussion. Board approved the budget report.

Action: Mr. Koontz ___ Mrs. Rodriguez ___ Mrs. Hughes ___ Mrs. Mariscal ___ Mrs. McGill ___

2.5 *Resolution 3: In the matter of the reduction of classified school services for the 2016-17 school year (Ed. Code sections 45101, 45114, 45117, 45298, 45308). Due to the lack of work/funds certain services now being provided by classified employees of the district must reduce for the upcoming school year 2017-18.
Superintendent Rodriguez asked if the resolution could be table for next meeting. Board President Koontz asked for a motion to table the resolution. Board approved motion to table resolution for April 2017 meeting.

Action: Mr. Koontz ___m___ Mrs. Rodriguez ___aye___ Mrs. Hughes ___1___ Mrs. Mariscal ___2___ Mrs. McGill ___aye___

2.6 *Inter-district attendance agreement: pursuant to Ed. Code section 10801, between the governing board Ducor School and Hope Unified District; three (3) request to attend Hope School. No discussion. Board approved the agreement.

Action: Mr. Koontz ___m___ Mrs. Rodriguez ___aye___ Mrs. Hughes ___aye___ Mrs. Mariscal ___2___ Mrs. McGill ___1___

2.7 * Ducor Teachers Association: yearly proposal for the next school year.
DTA submitted a proposal for salary increase from 1-6%. DTA also expressed that there were no salary increase last year. No board action at this time.

2.8 Form 700-statement of economic interest: The political Reform Act requires certain officials and employees who serve in positions designated in an agency's Conflict-of-Interest Code to file form 700.
Each board member was given a form 700 to complete and to submit by the beginning of April 2017. No board action.

3. Informational:

3.1 Attendance:

3.2 Track Event March 17: Hope, Rockford, Saucelito, St. Ann's, Woodville, Zion, so far.

3.3 Parent Club: PC has been meeting every Wednesday to review and discuss school spirit ideas, LCAP, volunteerism, and activities for students and concerns with the principal.

Parent club member read a letter to the board thanking them for the help and community good values, honor and pride for the club.

4. Adjourn to Closed Session: Time: ___6:15 pm___

Action: Mr. Koontz ___m___ Mrs. Rodriguez ___aye___ Mrs. Hughes ___1___ Mrs. Mariscal ___2___ Mrs. McGill ___aye___

5. Closed Session:

6. Report Out of Closed Session: Time: ___7:15 pm___

6.1 Actions taken:

Action: Mr. Koontz ___m___ Mrs. Rodriguez ___aye___ Mrs. Hughes ___1___ Mrs. Mariscal ___2___ Mrs. McGill ___aye___

7. Adjournment: Time: ___7:15 pm___

Action: Mr. Koontz ___m___ Mrs. Rodriguez ___aye___ Mrs. Hughes ___1___ Mrs. Mariscal ___2___ Mrs. McGill ___aye___

Tulare County Office of Education

Accounts Payable Final - 4/12/2017 2:23:50 PM

4/12/2017
2:24:24PM

Page 1 of 2
APY500

** FINAL **
Batch No 184

Audit

Vendor No	Vendor Name	Reference Number	Invoice Date	PO #	Invoice No	Separate Check	Account Code	Amount	Flag	EFT
012924	A & G TELEPHONE SERVICE	PV-170498	3/16/2017		3354		010-00000-0-00000-27000-59000-0-0000 updated Valcom. home zone labor \$75, travel \$65	\$140.00		
							Total Check Amount:	\$140.00		
012971	Agri-Home Equipment	PV-170496	3/6/2017		7848		010-00000-0-00000-82000-55000-0-0000 replaced broken air filter, adjusted throttle, cle	\$114.58		
							Total Check Amount:	\$114.58		
013312	AMERIPRIDE - CAFETERIA	PV-170495	4/5/2017		1501865631		130-53100-0-00000-82000-55000-0-0000 towel bar microfibre, mop wet large, service charg	\$37.80		
							Total Check Amount:	\$37.80		
013311	AMERIPRIDE UNIFORM SERVICE	PV-170494	4/5/2017		1501865629		010-00000-0-00000-82000-55000-0-0000 mop dry 24", mop dry handle, towel wiper, mats	\$87.41		
							Total Check Amount:	\$87.41		
013295	AT&T	PV-170491	3/25/2017		Mar 25 2017		010-00000-0-00000-82000-55000-0-0000 charges for long distance, plus fire alarm, protec	\$164.86		
							Total Check Amount:	\$164.86		
013417	Culligan (Water Conditioning)	PV-170499	3/31/2017		29615		010-00000-0-00000-82000-55000-0-0000 5gals water, rent for room cold stand, for April	\$38.50		
							Total Check Amount:	\$38.50		
013383	CVIN LLC	PV-170497	4/1/2017		8585		010-00000-0-00000-27000-59000-0-0000 internet connection	\$109.15		
							Total Check Amount:	\$109.15		
013099	DON ROSE OIL COMPANY, INC.	PV-170502	3/24/2017		206668		010-00000-0-00000-36000-43000-0-0000 loaded 325 gals diesel at \$2.19gal, tax, spillage	\$844.22		
							Total Check Amount:	\$844.22		
005481	EMPLOYMENT DEVELOPMENT DEPT	PV-170493	3/31/2017		YR 17 QTR 1		010-00000-0-00000-00000-95025-0-0000 state unemployment insurance	\$114.48		

2.2
G

Tulare County Office of Education

Accounts Payable Final - 4/12/2017 2:23:50 PM

Page 2 of 2
APV500

4/12/2017
2:24:30PM

** FINAL **
Batch No 184

Audit

Vendor No	Vendor Name	Reference Number	Invoice Date	PO #	Invoice No	Separate Check	Account Code	Amount	Flag	EFT
013199	RES COM Pest Control	PV-170500	4/1/2017		1527244		130-53100-0-00000-82000-55000-0-0000 spray for ants, roaches, spiders	\$45.00		
Total Check Amount:								\$114.48		
012470	STATE BOARD OF EQUALIZATION	PV-170505	3/31/2017		Jan thru Mar 2017		010-00000-0-00000-36000-58000-0-0000 diesel fuel tax	\$10.25		
Total Check Amount:								\$10.25		
012841	TECHNICAL SMOKE TESTING	PV-170492	4/6/2017		819322		010-00000-0-00000-36000-58000-0-0000 smoke opacity test on bus 3	\$85.00		
Total Check Amount:								\$85.00		
012106	TERRA BELLA IRRIGATION SUPPLY	PV-170501	4/2/2017		1129		010-00000-0-00000-82000-56000-0-0000 2" pvc coupler, 2x 1/2 pvc tee, pvc repair, 3/4 co	\$81.10		
Total Check Amount:								\$81.10		
012754	UNIVERSAL SPECIALTIES	PV-170503	1/19/2017		76375		010-00000-0-00000-82000-56000-0-0000 cartridge, handle nut to repair plumbing	\$77.50		
	UNIVERSAL SPECIALTIES	PV-170504	2/14/2017		76709		010-00000-0-00000-82000-56000-0-0000 handle- push c/f, sloan ring, washer, repair kit f	\$60.26		
Total Check Amount:								\$137.76		

Tulare County Office of Education
Accounts Payable Final - 4/12/2017 2:23:50 PM

Page 1 of 1
 APY500

4/12/2017
 2:24:30PM

** FINAL **
 Batch No 184

Vendor No	Vendor Name	Reference Number	Invoice Date	PO #	Invoice No	Separate Check	Account Code	Amount	Flag	Audit EFT
Total District Payment Amount:										
								\$2,010.11		

Tulare County Office of Education
Accounts Payable Final - 4/12/2017 2:23:50 PM

Page 1 of 1
APY500

4/12/2017
2:24:30PM

** FINAL **
Batch No 184

Audit

Vendor No	Vendor Name	Reference Number	Invoice Date	PO #	Invoice No	Separate Check	Account Code	Amount	Flag	EFT
Batch No 184										
Total Accounts Payable:								\$2,010.11		

The School District hereby orders that payment be made to each of the above vendors in the amounts indicated on the preceding Accounts Payable Final totaling \$2,010.11 and the County Office of Education transfer the amounts from the indicated funds of the district to the Check Clearing Fund in order that checks may be drawn from a single revolving fund (Education Code 42631 & 42634).

Authorizing Signature

Date

Fund Summary		Total
010		\$1,927.31
130		\$82.80
Total		\$2,010.11

Tulare County Office of Education

Accounts Payable Final - 4/6/2017 3:17:51 PM

Page 1 of 2
APY500

4/6/2017
3:18:41PM

** FINAL **
Batch No 183

Audit

Vendor No	Vendor Name	Reference Number	Invoice Date	PO #	Invoice No	Separate Check	Account Code	Amount	Flag	EFT
013464	Acellus Education Center	PV-170490	3/9/2017		48905		010-07200-0-11100-10000-58000-0-0106 student license, teacher quick start training, ons	\$3,125.00	L	
013463	American Incorporated	PV-170481	3/17/2017		7061354		130-53100-0-00000-37000-56000-0-0000 milk refrigeratortnot cooling; installed a 3 in 1 c	\$256.03		
							Total Check Amount:	\$3,125.00		
013465	Angelica Torrez	PV-170480	4/6/2017		462		010-62640-0-11100-10000-52000-0-0000 reimbursement for roundtrip mileage to workshop f	\$87.74		
							Total Check Amount:	\$87.74		
013099	DON ROSE OIL COMPANY, INC.	PV-170478	4/4/2017		244065		010-00000-0-00000-82000-55000-0-0000 loaded 200 gal at 1.469, plus percentage fee, comp	\$321.09		
							Total Check Amount:	\$321.09		
001647	DUCOR TELEPHONE CO	PV-170488	4/1/2017		000939		010-00000-0-00000-82000-55000-0-0000 telephone charges for landlines	\$103.64		
							Total Check Amount:	\$103.64		
013391	Kathleen Flores	PV-170479	3/25/2017		325		010-62640-0-11100-10000-52000-0-0000 reimbursement for roundtrip mileage to Kinder work	\$66.34		
							Total Check Amount:	\$66.34		
013293	MIDTOWN SPORTS	PV-170483	3/24/2017		37096		010-00000-0-11306-42000-43000-0-0000 6 men basketballs, 1 grand slam baseball, 1 youth	\$618.26		
							Total Check Amount:	\$618.26		
013440	Potters Porta Pottie	PV-170486	3/16/2017		97745		010-00000-0-11100-10000-58000-0-0000 potty, sink, waste disposal fee and prep for Track	\$487.94		
							Total Check Amount:	\$487.94		
012681	SISC III	PV-170487	4/1/2017		April 1 - April 30		010-00000-0-00000-00000-95024-0-0000 Health & Welfare Benefits	\$19,103.60	A	

Tulare County Office of Education
Accounts Payable Final - 4/6/2017 3:17:51 PM

Page 2 of 2
 APY500

4/6/2017
 3:18:53PM

** FINAL **
 Batch No 183

Vendor No	Vendor Name	Reference Number	Invoice Date	PO #	Invoice No	Separate Check	Account Code	Amount	Flag	EFT	Audit
012141	SMART & FINAL	PV-170485	2/28/2017		trans# 254		010-00000-0-11100-10000-43000-0-0000 food items for snacks purchased for PTA meeting	\$78.25			
Total Check Amount:								\$19,103.60			
005384	SOUTHERN CALIFORNIA EDISON	PV-170489	3/28/2017		March, 28 2017		010-00000-0-00000-82000-55000-0-0000 electricity	\$1,828.95			
Total Check Amount:								\$78.25			
013389	US Bank Equipment Finance	PV-170484	3/21/2017		326796323		010-00000-0-00000-72000-58000-0-0000 contract payment on kease for copiers plus overage	\$1,190.77			
Total Check Amount:								\$1,828.95			
012434	WASTE MANAGEMENT	PV-170477	3/1/2017		4073056-0165-7		010-00000-0-00000-82000-55000-0-0000 96 gallon totterecycle dumpster, 6 yard dumpster	\$527.08			
Total Check Amount:								\$1,190.77			
Total Check Amount:								\$527.08			
Total Check Amount:								\$527.08			

Tulare County Office of Education

10 Ducor Union Elementary School Distri

Page 1 of 1
APY500

4/6/2017
3:18:53PM

**** FINAL ****
Batch No 183

Audit

Batch No 183

Vendor No	Vendor Name	Reference Number	Invoice Date	PO #	Invoice No	Check	Account Code	Amount	Flag	EFT	Audit
Total District Payment Amount:											\$27,794.69

Tulare County Office of Education
Accounts Payable Final - 4/6/2017 3:17:51 PM

Page 1 of 1
 APY500
 ** FINAL **
 Batch No 183

4/6/2017
 3:18:53PM

Vendor No	Vendor Name	Reference Number	Invoice Date	PO #	Invoice No	Separate Check	Account Code	Amount	Flag	EFT
Batch No 183										
Total Accounts Payable:								\$27,794.69		

The School District hereby orders that payment be made to each of the above vendors in the amounts indicated on the preceding Accounts Payable Final totaling \$27,794.69 and the County Office of Education transfer the amounts from the indicated funds of the district to the Check Clearing Fund in order that checks may be drawn from a single revolving fund (Education Code 42631 & 42634).

Authorizing Signature

Date

Fund Summary	Total
010	\$27,538.66
130	\$256.03
Total	\$27,794.69

Tulare County Office of Education

Accounts Payable Final - 3/30/2017 2:16:27 PM

3/30/2017
2:17:02PM

Page 1 of 2
APY500

** FINAL **
Batch No 182

Audit

Vendor No	Vendor Name	Reference Number	Invoice Date	PO #	Invoice No	Separate Check	Account Code	Amount	Flag	EFT
012924	A & G TELEPHONE SERVICE	PV-170463	3/2/2017		3298		010-00000-0-00000-27000-59000-0-0000 trouble shoot outside horns, plus labor and trave	\$140.00		
Total Check Amount:								\$140.00		
012999	ADVANCED MICRO SYSTEMS	PV-170461	3/22/2017		170525		010-00000-0-00000-27000-58000-0-0000 Netwrk Optimization agreemnt payment for April	\$536.00		
Total Check Amount:								\$536.00		
011655	A-L WELDING	PV-170476	2/14/2017		A30877		010-11000-0-00000-81100-43000-0-0000 link,snap springs 2 for \$3.41, proof coil chain 6f	\$21.84		
Total Check Amount:								\$21.84		
013312	AMERIPRIDE - CAFETERIA	PV-170472	3/29/2017		1501860820		130-53100-0-00000-82000-55000-0-0000 towel bar microfber, mop wet large, service charg	\$37.80		
	AMERIPRIDE - CAFETERIA	PV-170473	3/22/2017		1501855835		130-53100-0-00000-82000-55000-0-0000	\$37.80		
Total Check Amount:								\$75.60		
013311	AMERIPRIDE UNIFORM SERVICE	PV-170474	3/29/2017		1501860813		010-00000-0-00000-82000-55000-0-0000 mop dry, mop dry handle, towel wiper, mats, servic	\$87.41		
	AMERIPRIDE UNIFORM SERVICE	PV-170475	3/22/2017		1501855834		010-00000-0-00000-82000-55000-0-0000	\$87.41		
Total Check Amount:								\$174.82		
013417	Culligan (Water Conditioning)	PV-170465	2/28/2017		29454		010-00000-0-00000-82000-55000-0-0000 4 5gal water bottles at \$6, plus stand fee	\$32.00		
Total Check Amount:								\$32.00		
013100	GOPHER	PV-170470	3/17/2017		9282526		010-07200-0-11100-10000-64000-0-0304 intermediate high jump pit, intro high jump standa	\$6,151.86	F	
Total Check Amount:								\$6,151.86		
013451	Juan T. Reyes	PV-170471	3/1/2017		008		010-00000-0-00000-31200-58000-0-0000 increase parent involmmt, short term counseling,	\$5,700.00	J	
Total Check Amount:								\$5,700.00		

Tulare County Office of Education
Accounts Payable Final - 3/30/2017 2:16:27 PM

3/30/2017
2:17:12PM

Page 2 of 2
APY500

** FINAL **
Batch No 182

Audit

Vendor No	Vendor Name	Reference Number	Invoice Date	PO #	Invoice No	Separate Check	Account Code	Amount	Flag	EFT
011511	LEFFINGWELL AG SALES CO.	PV-170462	3/15/2017		3502102		010-11000-0-00000-82000-43000-0-0000 900.00 Lbs + Lime Hydrated 50lb	\$207.62		
							Total Check Amount:	\$207.62		
013252	PUSD STUDENT NUTRITION	PV-170468	2/13/2017		7801		130-53100-0-00000-37000-58000-0-0000 student meals for month of January 2017	\$12,660.90		
	PUSD STUDENT NUTRITION	PV-170469	1/24/2017		7766		130-53100-0-00000-37000-58000-0-0000 student meals for month of December 2016	\$9,265.45		
							Total Check Amount:	\$21,926.35		
012837	SUPPLYWORKS	PV-170466	3/10/2017		394377410		010-00000-0-00000-82000-55000-0-0000 foam skin cleanser, disinfectant, bath tissue, pap	\$413.54		
	SUPPLYWORKS	PV-170467	3/14/2017		394642888		010-00000-0-00000-82000-55000-0-0000 bowl cleanser, liquid Dial soap, latex gloves, pap	\$171.90		
							Total Check Amount:	\$585.44		
012709	TULARE COUNTY OFFICE OF ED.	PV-170464	3/14/2017		171995		010-00000-0-00000-71100-58000-0-0000 reimbursement to TCOE for publication in PR	\$112.24		
							Total Check Amount:	\$112.24		

Tulare County Office of Education
Accounts Payable Final - 3/30/2017 2:16:27 PM

Page 1 of 1
 APY500

3/30/2017
 2:17:12PM

** FINAL **
 Batch No 182

Vendor No	Vendor Name	Reference Number	Invoice Date	PO #	Invoice No	Separate Check	Account Code	Amount	Flag	EFT
Batch No 182										
Total Accounts Payable:								\$35,663.77		

The School District hereby orders that payment be made to each of the above vendors in the amounts indicated on the preceding Accounts Payable Final totaling \$35,663.77 and the County Office of Education transfer the amounts from the indicated funds of the district to the Check Clearing Fund in order that checks may be drawn from a single revolving fund (Education Code 42631 & 42634).

Authorizing Signature

Date

Fund Summary		Total
010		\$13,661.82
130		\$22,001.95
Total		\$35,663.77

Tulare County Office of Education

Accounts Payable Final - 3/16/2017 1:25:25 PM

3/16/2017
1:26:23PM

Page 1 of 2
APY500

** FINAL **
Batch No 181

Audit

Vendor No	Vendor Name	Reference Number	Invoice Date	PO #	Invoice No	Separate Check	Account Code	Amount	Flag	EFT
013312	AMERIPRIDE - CAFETERIA	PV-170449	3/15/2017		1501850769		130-53100-0-00000-82000-55000-0-0000 towel bar microfiber white, mop wet large, service	\$37.80		
	AMERIPRIDE - CAFETERIA	PV-170450	3/8/2017		1501845447		130-53100-0-00000-82000-55000-0-0000 Total Check Amount:	\$37.80		
								\$75.60		
013311	AMERIPRIDE UNIFORM SERVICE	PV-170447	3/15/2017		1501850765		010-00000-0-00000-82000-55000-0-0000 mop dry 24", mop dry handle, towel wiper, mats, se	\$87.41		
	AMERIPRIDE UNIFORM SERVICE	PV-170448	3/8/2017		1501845446		010-00000-0-00000-82000-55000-0-0000 Total Check Amount:	\$87.41		
								\$174.82		
013295	AT&T	PV-170460	2/25/2017		02 25 2017		010-00000-0-00000-82000-55000-0-0000 long distance charges to landlines, fire alarm, pr	\$71.66		
								\$71.66		
013099	DON ROSE OIL COMPANY, INC.	PV-170452	3/13/2017		245074		010-00000-0-00000-82000-55000-0-0000 loaded 200gals at 1.669 a gal, plus percentage fee	\$364.19		
								\$364.19		
013460	FROG Publications	PV-170454	2/28/2017		21617-2181		010-07200-0-11100-10000-42000-0-0103 leveled math and reading workbooks for resource ro	\$114.00		
								\$114.00		
013382	INTERSTATE BILLING SERVICE, IN	PV-170451	2/7/2017		PR103047		010-00000-0-00000-36000-43000-0-0000 bus service, drained/filled oil to capacity, repla	\$369.49		
								\$369.49		
011876	JORGENSEN & CO.	PV-170458	3/7/2017		5649126		010-11000-0-00000-82000-43000-0-0000 cabinet 10# 999G w/acrylic, breaker bar & chain	\$59.27		
	JORGENSEN & CO.	PV-170459	3/6/2017		5648730		010-11000-0-00000-82000-43000-0-0000 service fire extinguishers	\$505.50		
								\$564.77		

Tulare County Office of Education

Accounts Payable Final - 3/16/2017 1:25:25 PM

3/16/2017
1:26:49PM

Page 2 of 2
APY500

** FINAL **
Batch No 181

Audit

Vendor No	Vendor Name	Reference Number	Invoice Date	PO #	Invoice No	Separate Check	Account Code	Amount	Flag	EFT
013181	LITERACY EMPOWERMENT FND	PV-170453	2/28/2017		32357		010-07200-0-11100-10000-42000-0-0103	\$352.00		
							reading resource project books for 2nd and 3rd gra			
							Total Check Amount:	\$352.00		
013462	Merced County Office of Educat	PV-170445	3/1/2017		Saturday March 25		010-07200-0-11100-10000-52000-0-0101	\$42.00		
							registration for Early Socio-emotional Developmnt w			
							Total Check Amount:	\$42.00		
013461	Small School Districts Associa	PV-170455	2/6/2017		16-002470		010-00000-0-00000-27000-52000-0-0000	\$300.00		
							STRS/PERS Workshop registration fee for Isidro&Jer			
							Total Check Amount:	\$300.00		
012837	SUPPLYWORKS	PV-170446	2/24/2017		392989000		010-00000-0-00000-82000-55000-0-0000	\$477.88		
							Fastdraw all purpose cleaner, Purell sanitizer, Re			
							Total Check Amount:	\$477.88		
012709	TULARE COUNTY OFFICE OF ED.	PV-170456	2/24/2017		171799		010-00000-0-00000-72000-58000-0-0000	\$150.00		
							Tulare/Kings Teacher Recruitment Fair 2017			
							010-00000-0-00000-72000-58000-0-0000	\$50.00		
							Annual AED monitoring fees			
							Total Check Amount:	\$200.00		

10 Ducor Union Elementary School District
Tulare County Office of Education
Accounts Payable Final - 3/16/2017 1:25:25 PM

3/16/2017
 1:26:49PM

Page 1 of 1
 APY500

** FINAL **
 Batch No 181

Vendor No	Vendor Name	Reference Number	Invoice Date	PO #	Invoice No	Separate		Amount	Audit		
						Check	Account Code		Flag	EFT	
Total District Payment Amount:									\$3,106.41		

Audit

Tulare County Office of Education
Accounts Payable Final - 3/16/2017 1:25:25 PM

Page 1 of 1
 APY500

3/16/2017
 1:26:49PM

** FINAL **
 Batch No 181

Vendor No	Vendor Name	Reference Number	Invoice Date	PO #	Invoice No	Separate Check	Account Code	Amount	Flag	EFT
Batch No 181										
								Total Accounts Payable:		
								\$3,106.41		

The School District hereby orders that payment be made to each of the above vendors in the amounts indicated on the preceding Accounts Payable Final totaling \$3,106.41 and the County Office of Education transfer the amounts from the indicated funds of the district to the Check Clearing Fund in order that checks may be drawn from a single revolving fund (Education Code 42631 & 42634).

Authorizing Signature

Date

Fund Summary		Total
010		\$3,030.81
130		\$75.60
Total		\$3,106.41

2.3

BEFORE THE GOVERNING BOARD
OF DUCOR UNION ELEMENTARY SCHOOL DISTRICT
TULARE COUNTY, CALIFORNIA

In the Matter of the) RESOLUTION: 3
Reduction of Classified School Services)
for the 2016-2017 School Year)
_____)

WHEREAS, Education Code sections 45101, 45114, 45117, 45298 and 45308 authorize the district to layoff or reduce classified employees for lack of work and/or lack of funds upon sixty (60) days prior notice; and

WHEREAS due to a lack of work and/or a lack of funds, certain services now being provided by classified employees of the district must be reduced for the upcoming school year effective **July 1, 2017**.

NOW, THEREFORE, BE IT RESOLVED that as of the June 30, 2017, the following positions be reduced:

<u>CLASSIFICATION</u>	<u>HOURS/DAY</u>	<u>FTE</u>
Instructional Assistant	6/5	.75
Instructional Assistant	6/5	.75
Instructional Assistant	6/5	.75
Instructional Assistant	6/5	.75

BE IT FURTHER RESOLVED that the District Superintendent or designee is authorized and directed to give notice of reduction of services to the affected employee(s) of this District pursuant to District rules and regulations and applicable provisions of the Education Code not later than sixty (60) days prior to the effective date of such reduction or discontinuance as set forth above.

BE IT FURTHER RESOLVED that the District Superintendent or designee is authorized and directed to take any other actions necessary to carry out this resolution.

The foregoing Resolution was adopted at a regularly called meeting of the Governing Board of the Ducor Union Elementary School District on the April 18, 2017 by the following vote:

AYES:
NOES:
ABSENT:

_____, President of Governing Board

Ducor Union Elementary School District
Tulare County, California

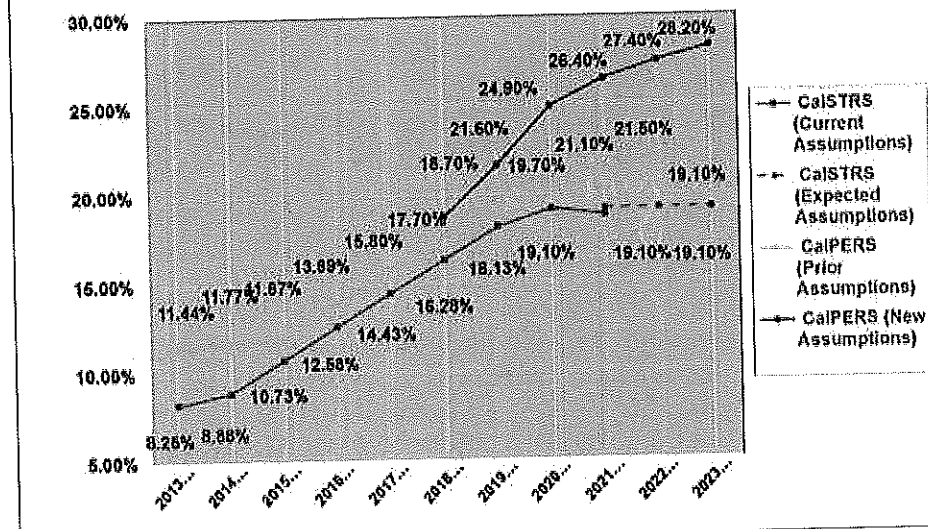
I, _____, Clerk of the Board of Trustees of the Ducor Union Elementary School District, do hereby certify that the foregoing Resolution was regularly introduced, passed and adopted by the Board of Trustees during its meeting held on _____, 20____.

_____, Clerk of Governing Board
Ducor Union Elementary School District
Tulare County, California

CalSTRS & CalPERS Rates & Min. Wage Schedule

	2013-14	2014-15	2015-16	2016-17	2017-18	2018-19	2019-20	2020-21
STRS	8.00%	8.88%	10.73%	12.58%	14.43%	16.28%	18.13%	19.10%
PERS	11.442%	11.771%	11.847%	13.888%	15.800%	18.700%	21.600%	24.900%

CalSTRS and CalPERS Contribution Rates



Source: Capitol Advisors

aa/rr

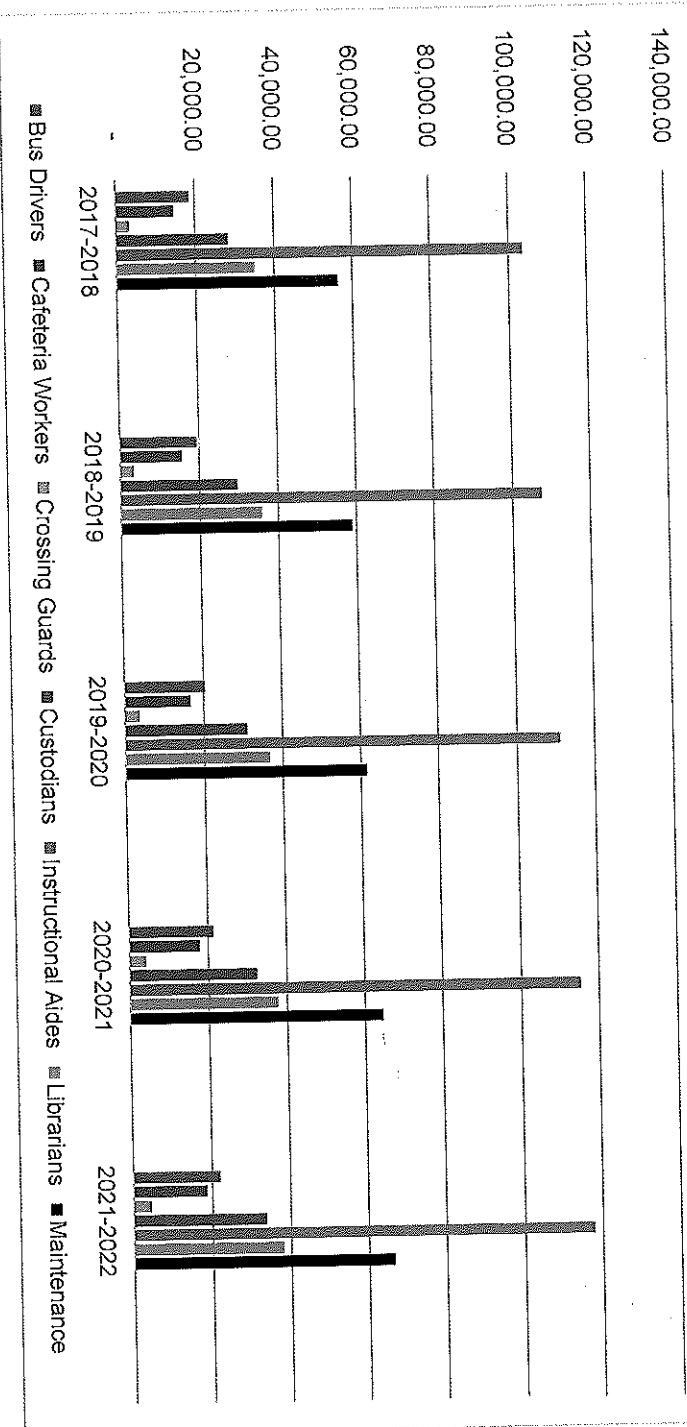
22

Minimum Wage	Effective Date:	
	Employers With More Than 25 Employees	Employers With 25 or Fewer Employees
\$10.50/hour	January 1, 2017	January 1, 2018
\$11/hour	January 1, 2018	January 1, 2019
\$12/hour	January 1, 2019	January 1, 2020
\$13/hour	January 1, 2020	January 1, 2021
\$14/hour	January 1, 2021	January 1, 2022
\$15/hour	January 1, 2022	January 1, 2023

Ducor Union Elementary
5 year Classified Salary Projections of Current Employees
Annual Costs

	2017-2018	2018-2019	2019-2020	2020-2021	2021-2022					
Employee Type	Cost to District	% of Overall Cost of Classified	Cost to District	% of Overall Cost of Classified	Cost to District	% of Overall Cost of Classified				
Bus Drivers	18,802.55	7.21%	19,666.86	7.25%	20,540.16	7.28%	21,568.55	7.34%	22,238.30	7.36%
Cafeteria Workers	14,777.55	5.66%	15,744.78	5.80%	16,800.89	5.96%	17,837.41	6.07%	18,762.81	6.21%
Crossing Guards	3,504.89	1.34%	3,596.67	1.33%	3,857.37	1.37%	4,189.90	1.43%	4,522.43	1.50%
Custodians	28,456.78	10.91%	29,787.26	10.98%	31,095.65	11.03%	32,421.43	11.03%	33,804.37	11.19%
Instructional Aides	103,823.18	39.80%	107,682.67	39.68%	111,379.43	39.49%	115,531.84	39.31%	117,982.51	39.05%
Librarians	35,115.39	13.46%	35,924.18	13.24%	36,732.97	13.02%	37,666.82	12.82%	38,085.31	12.61%
Maintenance	56,407.64	21.62%	59,000.57	21.74%	61,620.48	21.85%	64,705.65	22.01%	66,714.91	22.08%
Total	260,887.98	100.00%	271,402.99	100.00%	282,026.95	100.00%	293,921.60	100.00%	302,110.64	100.00%

Classified Cost per Position & Year



DUCOR UNION ELEMENTARY SCHOOL DISTRICT
Classified Salary Schedule
Cafeteria Worker

Min. Wage Increase Effective Date

STEP	Current	Min. Wage Increase					
		1/1/18	1/1/19	1/1/20	1/1/21	1/1/22	1/1/23
1	10.20	10.50	11.00	12.00	13.00	14.00	15.00
2	10.79	11.10	11.63	12.69	13.74	14.80	15.86
3	11.35	11.68	12.24	13.35	14.46	15.58	16.69
4	11.86	12.20	12.79	13.95	15.11	16.27	17.43
5	12.38	12.74	13.35	14.57	15.77	16.99	18.20
6	12.88	13.25	13.89	15.15	16.41	17.67	18.93
7	13.39	13.78	14.44	15.75	17.06	18.38	19.69
8	13.96	14.36	15.05	16.42	17.78	19.15	20.52
9	14.49	14.91	15.63	17.05	18.46	19.88	21.30
10	15.10	15.54	16.29	17.77	19.24	20.72	22.20
11	15.78	16.24	17.02	18.57	20.11	21.66	23.20
12	16.34	16.81	17.62	19.22	20.81	22.42	24.02
13	17.01	17.50	18.34	20.01	21.67	23.34	25.00
14	17.70	18.21	19.08	20.82	22.55	24.28	26.02
15	18.43	18.96	19.87	21.68	23.48	25.28	27.09
20	19.16	19.72	20.67	22.55	24.42	26.30	28.18

PERCENT difference increase minimum wage throughout

DUCOR UNION ELEMENTARY SCHOOL DISTRICT

Classified Salary Schedule

LIBRARY MEDIA SPECIALIST

Min. Wage Increase Effective Date

STEP	Current	Min. Wage Increase				
		1/1/19	1/1/20	1/1/21	1/1/22	1/1/23
1	10.52	11.00	12.00	13.00	14.00	15.00
2	11.17	11.68	12.75	13.80	14.87	15.93
3	11.79	12.33	13.45	14.57	15.69	16.81
4	12.42	12.99	14.17	15.35	16.53	17.71
5	13.03	13.63	14.87	16.10	17.34	18.58
6	13.74	14.37	15.68	16.98	18.29	19.59
7	14.47	15.14	16.51	17.88	19.26	20.63
8	15.24	15.94	17.39	18.83	20.28	21.73
9	16.03	16.77	18.29	19.81	21.34	22.86
10	16.83	17.60	19.20	20.80	22.40	24.00
11	17.72	18.54	20.22	21.90	23.58	25.27
12	18.59	19.45	21.21	22.97	24.74	26.51
13	19.59	20.49	22.35	24.21	26.07	27.93
14	20.56	21.51	23.46	25.41	27.36	29.32
15	21.65	22.65	24.70	26.75	28.82	30.87

DUCOR UNION ELEMENTARY SCHOOL DISTRICT

Classified Salary Schedule

Crossing Guard

Min. Wage Increase Effective Date

		Min. Wage Increase				
STEP	Current	1/1/19	1/1/20	1/1/21	1/1/22	1/1/23
N/A	10.54	11.00	12.00	13.00	14.00	15.00

DUCOR UNION ELEMENTARY SCHOOL DISTRICT
Classified Salary Schedule

Custodian

Min. Wage Increase Effective Date

STEP	Current	Min. Wage Increase	
		1/1/22	1/1/23
1	13.45	14.00	15.00
2	14.05	14.63	15.67
3	14.63	15.23	16.32
4	15.17	15.79	16.92
5	15.79	16.44	17.61
6	16.43	17.10	18.32
7	17.09	17.79	19.06
8	17.77	18.50	19.82
9	18.49	19.25	20.62
10	19.22	20.01	21.44
11	19.97	20.79	22.27
12	20.70	21.55	23.09
13	21.49	22.37	23.97
14	23.96	24.94	26.72
15	24.88	25.90	27.75

DUCOR UNION ELEMENTARY SCHOOL DISTRICT

Classified Salary Schedule

Instructional Aide

Min. Wage Increase Effective Date

STEP	Current	Min. Wage Increase			
		1/1/19	1/1/20	1/1/21	1/1/22
1	11.44	12.00	13.00	14.00	15.00
2	11.89	12.47	13.51	14.55	15.59
3	12.40	13.01	14.09	15.17	16.26
4	12.87	13.50	14.62	15.75	16.87
5	13.38	14.04	15.20	16.37	17.54
6	13.71	14.38	15.58	16.77	17.97
7	14.24	14.94	16.18	17.42	18.67
8	14.46	15.17	16.43	17.69	18.96
9	15.64	16.41	17.77	19.14	20.50
10	16.29	17.09	18.51	19.93	21.35
11	16.92	17.75	19.22	20.70	22.18
12	17.64	18.50	20.04	21.58	23.12
13	18.63	19.54	21.16	22.79	24.42
14	18.85	19.77	21.41	23.06	24.71
15	19.80	20.77	22.49	24.23	25.96
20	20.57	21.58	23.37	25.17	26.97

2,4

DUCOR UNION ELEMENTARY SCHOOL DISTRICT
INTERDISTRICT ATTENDANCE AGREEMENT

THIS AGREEMENT, made and entered into this 18th day of April, 2017, pursuant to Education Code Section 10801, pursuant to Education Code Section 10801, by and between the Governing Board of the Ducor Union Elementary School District of Tulare County and the Governing Board of the Terra Bella Union School District of Tulare County.

WITNESSETH:

IT IS MUTUALLY AGREED as follows:

1. Terra Bella Union School District agrees to accept, insofar as facilities permit, the following named pupil from the Ducor Union Elementary School District:

1	Alondra Jimenez	5th	(Terra Bella Elem.)
	Student Name	Grade	
2.	Jose Jimenez	7th	(Carl F. Smith)
	Student Name	Grade	
3.	Student Name	Grade	
4.	Student Name	Grade	
2. Terra Bella Union School District agrees to furnish said pupils the same advantages, equipment, supplies and services as furnished to other pupils in attendance at this school, excluding transportation.
3. CHECK A OR B AS APPLICABLE:
 - A. XXXXX NO TUITION CHARGE: The district of attendance shall be credited with the pupil attendance for apportionment purposes and the revenue limit pursuant to Education Code Section 20904 or 20905 (Ed Code Sec. 10813-2b).
 - B. _____ TUITION CHARGED: The maximum charge shall be the actual cost per unit of average daily attendance for the grade level or program, less any income other than tuition, received by the district of attendance on account of such attendance. Any tuition payment shall be made no later than August 31 after the close of the year. (Ed Code Sec. 10813-2a).
4. This agreement is effective only for the school year beginning July 1, 2016 and ending June 30, 2017, and neither part is bound by said agreement or any of the covenants herein contained after the expiration of said school year.

IN WITNESS WHEREOF, the parties have caused this Agreement to be executed the day & year above.

GOVERNING BOARD OF THE DUCOR
UNION ELEMENTARY SCHOOL
DISTRICT

BY: _____

TITLE: Superintendent

DATE: _____

GOVERNING BOARD OF TERRA BELLA
UNION SCHOOL DISTRICT

BY: _____

TITLE: _____

DATE: _____

DUCOR UNION ELEMENTARY SCHOOL DISTRICT
INTERDISTRICT ATTENDANCE AGREEMENT

THIS AGREEMENT, made and entered into this 18th day of April, 2017, pursuant to Education Code Section 10801, pursuant to Education Code Section 10801, by and between the Governing Board of the Ducor Union Elementary School District of Tulare County and the Governing Board of the Terra Bella Union School District of Tulare County.

WITNESSETH:

IT IS MUTUALLY AGREED as follows:

1. Terra Bella Union School District agrees to accept, insofar as facilities permit, the following named pupil from the Ducor Union Elementary School District:

1	Alondra Jimenez	6th	(Carl F. Smith)
	Student Name	Grade	
2.	Jose Jimenez	8th	(Carl F. Smith)
	Student Name	Grade	
3.	Student Name	Grade	
4.	Student Name	Grade	
2. Terra Bella Union School District agrees to furnish said pupils the same advantages, equipment, supplies and services as furnished to other pupils in attendance at this school, excluding transportation.
3. CHECK A OR B AS APPLICABLE:
 - A. XXXXX NO TUITION CHARGE: The district of attendance shall be credited with the pupil attendance for apportionment purposes and the revenue limit pursuant to Education Code Section 20904 or 20905 (Ed Code Sec. 10813-2b).
 - B. _____ TUITION CHARGED: The maximum charge shall be the actual cost per unit of average daily attendance for the grade level or program, less any income other than tuition, received by the district of attendance on account of such attendance. Any tuition payment shall be made no later than August 31 after the close of the year. (Ed Code Sec. 10813-2a).
4. This agreement is effective only for the school year beginning July 1, 2017 and ending June 30, 2018, and neither part is bound by said agreement or any of the covenants herein contained after the expiration of said school year.

IN WITNESS WHEREOF, the parties have caused this Agreement to be executed the day & year above.

GOVERNING BOARD OF THE DUCOR
UNION ELEMENTARY SCHOOL
DISTRICT

BY: _____

TITLE: Superintendent

DATE: _____

GOVERNING BOARD OF TERRA BELLA
UNION SCHOOL DISTRICT

BY: _____

TITLE: _____

DATE: _____

DUCOR UNION ELEMENTARY SCHOOL DISTRICT
INTERDISTRICT ATTENDANCE AGREEMENT

THIS AGREEMENT, made and entered into this 18th day of April, 2017, pursuant to Education Code Section 10801, pursuant to Education Code Section 10801, by and between the Governing Board of the Ducor Union Elementary School District of Tulare County and the Governing Board of the Burton Unified School District of Tulare County.

WITNESSETH:

IT IS MUTUALLY AGREED as follows:

1. Burton Unified School District agrees to accept, insofar as facilities permit, the following named pupil from the Ducor Union Elementary School District:

1	Izaiah Bazaldua Student Name	3rd (Buckley Elementary) Grade
2.	Jeremiah Bazaldua Student Name	Kindergarten (Buckley Elementary) Grade
3.	Student Name	Grade
4.	Student Name	Grade
2. Burton Unified School District agrees to furnish said pupils the same advantages, equipment, supplies and services as furnished to other pupils in attendance at this school, excluding transportation.
3. CHECK A OR B AS APPLICABLE:
 - A. XXXXX NO TUITION CHARGE: The district of attendance shall be credited with the pupil attendance for apportionment purposes and the revenue limit pursuant to Education Code Section 20904 or 20905 (Ed Code Sec. 10813-2b).
 - B. _____ TUITION CHARGED: The maximum charge shall be the actual cost per unit of average daily attendance for the grade level or program, less any income other than tuition, received by the district of attendance on account of such attendance. Any tuition payment shall be made no later than August 31 after the close of the year. (Ed Code Sec. 10813-2a).
4. This agreement is effective only for the school year beginning July 1, 2017 and ending June 30, 2018, and neither part is bound by said agreement or any of the covenants herein contained after the expiration of said school year.

IN WITNESS WHEREOF, the parties have caused this Agreement to be executed the day & year above.

GOVERNING BOARD OF THE DUCOR
UNION ELEMENTARY SCHOOL
DISTRICT

BY: _____

TITLE: Superintendent

DATE: _____

GOVERNING BOARD OF BURTON
UNIFIED SCHOOL DISTRICT

BY: _____

TITLE: _____

DATE: _____

2.5

Non-Profit Organization Supplemental | 2017

Central Tulare County Schools JPA has adopted new requirements for the school districts liability insurance coverage to extend to student and body organizations, booster clubs, parent teacher organizations, and other non-profit organizations.

Before a non-profit can be considered as covered by the school district liability insurance program the following is required:

- ✓ The school board must approve the non-profit for coverage
- ✓ The school board, as part of its approval of the non-profit must approve the events, activities or operations which are to be included for coverage
- ✓ The school board should appoint 1 or more designees which have authority to approve other events, activities, or operations not originally known to the board that may arise and desire coverage during the school year
- ✓ The school board or its designee must advise the JPA administration of the new event, activity, or operation to be included for coverage

A separate non-profit survey form is REQUIRED for each non-profit, booster club, parent teacher organization, and all student body organizations.

District: DUCOR UNION ELEMENTARY SCHOOL DISTRICT

Non-Profit Name: _____

Has the board approved this non-profit for liability coverage? Yes No

List the events or activities included for coverage under the board approval in the chart provided below.

- ✓ If any activity is on-going as opposed to date specific show it as "on-going"
- ✓ If there are multiple days provide the aggregate expected attendance for all dates

DATE	EVENT/ACTIVITY	EXPECTED ATTENDANCE
10/27/2017	Halloween Carnival	200
12/14/2017	School Christmas Event	150
02/09/2018	School Valentines Dance	100
03/16/2018	School Track Meet	250

**Events or Activities which are not on this list will need to be approved by the board or the board's designee to be included for coverage*

2.6

2017 RATES OF SERVICE



Hourly rate	\$50	\$60	\$100
N. of days/week	4	3	1
February # of days	15		
Total # of hours	90		
Total Cost	4500		
March # of days	19		
Total # of hours	114		
Total Cost	5700		
April # of Days		9	
Total # of hours		54	
Total Cost		3240	
May # of days			5
Total # of hours			30
Total Cost			3000
Total			
# of days	28		
# of hours	168		
Cost	16,440		

3 Days in May Cost

	14
Days:	(only 2 days in last week)
Hours:	84
Hrly Rate:	\$60
Monthly Cost:	\$5,040.00
Diff. from Current	\$2,040.00

February - 2 Holidays
 March - 6 Holidays
 May - 1 Holidays
 half days: 1:30 dismissal

2.7

Ducor Elementary Teachers Association
Initial Proposal
2017-18

1. Salary ,

In 2015-16 the total cost of bargaining unit salaries, including statutory costs was approximately \$585,000.

In 2016-17 the total cost of bargaining unit salaries, including statutory costs is approximately \$527,000. This is a saving of approximately \$58,000 over the cost of 2015-16.

1% salary increase is approximately \$5269
2% salary increase is approximately \$10,538
3% salary increase is approximately \$15,807
4% salary increase is approximately \$21,076
5% salary increase is approximately \$26,345
6% salary increase is approximately \$31,614

The bargaining unit did not receive a salary increase in the current year so we are hopeful that we can look at putting some money on the salary schedule for next year (2017-18) and covering the modest increase to health care.

DUCOR UNION ELEMENTARY SCHOOL DISTRICT

2016-17 Certificated Salary Schedule

BASED ON SEMESTER UNITS

Total FTE= 8 Total Cost = 446536 cost of 1% 4465
 Est. Statutory : 18% 1% cost with stat = 5269

	BA +30		BA +45*		BA +60**		BA +70***
1	44339		45716		47078		48480
2	45716	3	47078		48480		49925
3	47078		48480		49925		51412
4	48480		49925	1	51412	1	52946
5	49925		51412		52946		54521
6	51412		52946		54521		56149
7	52946		54521		56149		57821
8	54521		56149		57821	1	59544
9			57821		59544		61319
10			59544		61319	1	63146
11			61319		63146		65028
12					65028		66966
13					66966		68962
14					68962		71016
15					71016		73131
18					73131		75325
20					75325		77585
		3		1		3	88911

*BA degree + 45 OR BA + 40 with MA degree OR MA + 10 units
 **BA degree + 60 OR BA + 50 with MA degree OR MA + 20 units
 ***BA degree + 70 OR BA + 55 with MA degree OR MA + 25 units

1
1

BASED ON SEMESTER UNITS

*BA degree + 45 OR BA + 40 with MA degree OR MA + 10 units
 **BA degree + 60 OR BA + 50 with MA degree OR MA + 20 units
 ***BA degree + 70 OR BA + 55 with MA degree OR MA + 25 units

2.3 M

**Ducor Union
Elementary School
District**

23761 Avenue 56
PO Box 249
Ducor, CA 93218
Phone (559) 534-2261
Fax (559) 534-2271

January 31, 2017

Intent to Return

Attention: Antonia Moreno

We are going to be working on the budget for next year and need to know if you intend on returning for the 2017-2018 school year. Please complete and sign below stating your intent to return/not to return or if you are not sure.

Thank you,

Isidro Rodriguez
Superintendent

Intent to Return

Please take notice that, Pursuant to Education Code Section 44832, I am hereby informing the district that

_____ I Will ✓ I Will Not _____ Not Sure

return to the district for the 2017-2018 school year.

Respectfully,

Antonia Moreno
Employee Signature

1-31-17
Date

ANTONIA MORENO
Employee Printed Name

Ducor Union Elementary School District
2016-2017 Management Salary Schedule
Administrative School Secretary

2.9

1	18.41
2	19.35
3	20.33
4	21.35
5	22.42
6	23.50
7	24.70
8	25.95
9	27.24
10	28.60

Approved by Board on _____

Date

2,10

DUCOR UNION ELEMENTARY SCHOOL DISTRICT
2017-2018 Certificated Salary Schedule
BASED ON SEMESTER UNITS

	BA +30	BA +45*	BA +60**	BA +70***
1	44339	45716	47078	48480
2	45716	47078	48480	49925
3	47078	48480	49925	51412
4	48480	49925	51412	52946
5	49925	51412	52946	54521
6	51412	52946	54521	56149
7	52946	54521	56149	57821
8	54521	56149	57821	59544
9		57821	59544	61319
10		59544	61319	63146
11		61319	63146	65028
12			65028	66966
13			66966	68962
14			68962	71016
15			71016	73131
18			73131	75325
20			75325	77585

*BA degree + 45 OR BA + 40 with MA degree OR MA + 10 units

**BA degree + 60 OR BA + 50 with MA degree OR MA + 20 units

***BA degree + 70 OR BA + 55 with MA degree OR MA + 25 units

DUCOR UNION ELEMENTARY SCHOOL DISTRICT
2017-2018 Classified Salary Schedule
CAFETERIA WORKER

1	10.20
2	10.79
3	11.35
4	11.86
5	12.38
6	12.88
7	13.39
8	13.96
9	14.49
10	15.10
11	15.78
12	16.34
13	17.01
14	17.70
15	18.43
20	19.16

DUCOR UNION ELEMENTARY SCHOOL DISTRICT
2017-2018 Classified Salary Schedule
INSTRUCTIONAL AIDE

1	11.44
2	11.89
3	12.40
4	12.87
5	13.38
6	13.71
7	14.24
8	14.46
9	15.64
10	16.29
11	16.92
12	17.64
13	18.63
14	18.85
15	19.80
20	20.57

DUCOR UNION ELEMENTARY SCHOOL DISTRICT
2017-2018 Classified Salary Schedule
LIBRARY MEDIA SPECIALIST

1	10.52
2	11.17
3	11.79
4	12.42
5	13.03
6	13.74
7	14.47
8	15.24
9	16.03
10	16.83
11	17.72
12	18.59
13	19.59
14	20.56
15	21.65

DUCOR UNION ELEMENTARY SCHOOL DISTRICT
2017-2018 Classified Salary Schedule
MAINT./BUS DRIVER

1	21.94
2	22.50
3	23.07
4	23.62
5	24.20
6	24.76
7	25.33
8	25.88
9	26.55
10	27.01
11	27.57
12	28.13
13	28.69
14	29.25
15	29.82
20	30.38

DUCOR UNION ELEMENTARY SCHOOL DISTRICT
2017-2018 Classified Salary Schedule
CUSTODIAN/BUS DRIVER

1	19.70
2	20.26
3	20.82
4	21.38
5	21.94
6	22.50
7	23.07
8	23.62
9	24.20
10	24.76
11	25.33
12	25.88
13	26.45
14	27.04
15	27.57
20	28.13

DUCOR UNION ELEMENTARY SCHOOL DISTRICT
2017-2018 Classified Salary Schedule
BUS DRIVER

1	13.53
2	14.08
3	14.64
4	15.23
5	15.83
6	16.47
7	17.15
8	17.86
9	18.51
10	19.28
11	20.06
12	20.86
13	21.64
14	22.43
15	24.85

DUCOR UNION ELEMENTARY SCHOOL DISTRICT
2017-18 Classified Salary Schedule
CUSTODIAN

1	13.45
2	14.05
3	14.63
4	15.17
5	15.79
6	16.43
7	17.09
8	17.77
9	18.49
10	19.22
11	19.97
12	20.70
13	21.49
14	23.96
15	24.88

DUCOR UNION ELEMENTARY SCHOOL DISTRICT
2017-18 Classified Salary Schedule
Crossing Guard

STEP	HOURLY PAY
N/A	10.54

[illegible][illegible]

Ducor Union Elementary School District
2017-2018 Management Salary Schedule
Office Manager

STEP	ANNUAL
1	43350.00
2	44650.50
3	45990.02
4	47369.72
5	48790.81

Approved by Board on

10/13/2016

Tulare County Office of Education

Committed to Students, Support and Service

2.11

Jim Vidak
County
Superintendent
of Schools

P.O. Box 5091
Visalia, California
93278-5091

(559) 733-6300
tcoe.org

Administration
(559) 733-6301
fax (559) 627-5219

Business Services
(559) 733-6474
fax (559) 737-4378

Human Resources
(559) 733-6306
fax (559) 627-4670

Instructional Services
(559) 733-6328
fax (559) 739-0310

Special Services
(559) 730-2910
fax (559) 730-2511

Main Locations

**Administration
Building & Conference
Center**
6200 S. Mooney Blvd.
Visalia

Doe Avenue Complex
7000 Doe Ave.
Visalia

**Liberty Center/
Planetarium &
Conference Center**
35 Ave. 264
Visalia

March 2017

To: Superintendents and Business Managers

From: Craig Wheaton, Deputy Superintendent
Administrative Services

Subject: Upcoming Public Hearing/Meeting Requirements – Budget, LCAP & EPA

LCAP	BUDGET	EPA
2 meetings on separate dates required:	2 meetings on separate dates required:	1 meeting:
1. LCAP Hearing is a public hearing to solicit public recommendations and comments. The LCAP hearing must be held at the same meeting as the Budget Hearing. ☞	1. The Budget Hearing is a public hearing held at least 3 working days following availability of the proposed budget for public inspection. The Budget Hearing is held at the same time as the LCAP Hearing. *Important Note: The budget hearing must include a statement of the reasons that substantiate the need for assigned and unassigned ending fund balances in excess of the minimum reserve standard for economic uncertainties.	
2. LCAP Adoption is done at a public meeting to adopt the LCAP or annual update. The LCAP adoption must be at the same meeting as the Budget Adoption. ☞	2. Budget Adoption is done at a public meeting to adopt the proposed budget. The budget cannot be adopted until the LCAP is adopted. ☞	1. EPA Approval is done at a public meeting to approve the spending plan. The EPA should be approved at the time of the Budget Adoption.

2017-2018 LOCAL CONTROL AND ACCOUNTABILITY PLAN (LCAP)

Pursuant to Education Code Section 52062(b)(1), governing boards must hold at least one public hearing to solicit the recommendations and comments from members of the public regarding the specific actions and expenditures proposed to be included in the LCAP. This public hearing shall be held at the same meeting as the budget hearing required by Education Code Section 42127(a)(1).

Note: The governing board shall adopt the LCAP or annual update to the LCAP in a public meeting. The LCAP adoption meeting must be held after, but not on the same day as, the public hearing(s) to solicit recommendations/comments from the public as mentioned below. Also note, the LCAP must be adopted or the annual LCAP updated at the same meeting the governing board adopts the budget.

2017-2018 BUDGET HEARING

NOTE: YOU MUST HOLD A PUBLIC HEARING ON THE PROPOSED BUDGET. AT A SEPARATE PUBLIC MEETING, ON A DIFFERENT DATE, YOUR DISTRICT MUST ADOPT THE PROPOSED BUDGET. The district's budget must be adopted **BY JULY 1**. The budget hearing must include a statement of the reasons that substantiate the need for assigned and unassigned ending fund balances in excess of the minimum reserve standard for economic uncertainties pursuant to Education Code Section 42127(a)(2)(B).

Education Code Section 42103 requires the County Superintendent of Schools to publish notification of public inspection and hearing on the proposed budget for each school district. These notices must contain the date, time and place of the inspection and public hearing for the proposed budget. We will publish the notice in a newspaper of your choice within Tulare County, as required by this code section in the period between 45 days and 10 days before the hearing.

Enclosed is a **Budget Hearing Planning Form** for use by your board in scheduling the 2017-18 public hearing on the proposed budget and arranging for the county office to publish the notice of public hearing. The planning form is also posted on our website at <http://business-services.tcoe.org/administrative-services/administrative-documents/administrative-forms>. In the past, this office distributed a sample resolution to districts to set the date of the public hearing on the proposed budget. We understand that using a resolution can be cumbersome, so in an effort to streamline the process we are providing the attached planning form instead. We ask that you take the matter to your board, complete the form and return it to this office **BY APRIL 21, 2017**.

In order to accommodate requirements for placing notices in local newspapers, we request that your board set its May or June budget hearing date no later than during its April meeting. This will ensure that we have sufficient time to prepare all the districts' notices and transmit them to the newspaper within the statutory timeline. We appreciate receiving your completed Budget Hearing Planning Form **BY APRIL 21, 2017**.

Please complete the enclosed form after the board sets the budget hearing date, and return it to this office, attn: Shelly DiCenzo. If you have any questions about this schedule, please call Shelly at 559-733-6312. Thank you for your assistance.

2017-2018 Education Protection Account Fund (EPA)

The governing board must make the spending determination regarding Education Protection Account (EPA) Funding in open session during a public meeting of the governing board. The EPA spending plan should be approved by the board at the time the budget for each year is adopted. California Constitution, Article XIII, Section 36 (Proposition 30)

CW/sd

Enclosure

Budget Hearing Planning Form

Complete this form
and file with TCOE
Attn: Shelly DiCenzo
no later than
April 21, 2017

Name of District: _____

Pursuant to Education Code 42103, each school district governing board shall hold a public hearing on the proposed budget during which any member of the public may appear and be heard regarding the proposed budget. The public hearing shall be held **not less than three working days** following the availability of the proposed budget for public inspection. The County Superintendent of Schools shall publish the date and location at which the proposed budget may be inspected by the public as well as the date, time, and location of the public hearing of the proposed budget.

A. Public Hearing Information

Date of Public


Hearing: _____

Time: _____ ☐ a.m. ☐ p.m.

Address: _____

Location: _____

(specify room #, board room, library etc.)

 The date you provide on the line below must be at least 3 **working** days prior to the public hearing date you entered above (**do not** count the date of the public hearing or Saturdays/Sundays when calculating this date.)


Date budget will be
available for
inspection: _____

Location of
Inspection: _____

(specify district office, business office or other location, room # etc.)

The governing board shall prepare and adopt a budget for fiscal year 2017/18, in accordance with Education Code 42126 and 42127.

B. Budget Adoption Information

 The date you provide on the line below must be different than the public hearing date in Section A.

Date budget will be
adopted by the Board: _____

The budget must be adopted on a **different date**, at a **separate public meeting**, than the public hearing.

C. Newspaper Selection*

- ☐ Dinuba Sentinel
☐ Foothills Sun-Gazette
☐ Kaweah Commonwealth

- ☐ Porterville Recorder
☐ Tulare Advance-Register
☐ Visalia Times-Delta

*Please note you must select one of the newspapers above because they are the only newspapers of general circulation in the county that meet the requirements of Education Code 42103. We will be happy to publish in other newspapers in addition to one listed above, but there will be additional costs to the district to do so.

☐ Other -- Please specify: _____

Budget Hearing Planning Form

Complete this form
and file with TCOE
Attn: Shelly DiCenzo
no later than
April 21, 2017

Name of District: _____

Pursuant to Education Code 42103, each school district governing board shall hold a public hearing on the proposed budget during which any member of the public may appear and be heard regarding the proposed budget. The public hearing shall be held **not less than three working days** following the availability of the proposed budget for public inspection. The County Superintendent of Schools shall publish the date and location at which the proposed budget may be inspected by the public as well as the date, time, and location of the public hearing of the proposed budget.

A. Public Hearing Information


Date of Public
Hearing: _____

Time: _____ ☐ a.m. ☐ p.m.

Address: _____

Location: _____

(specify room #, board room, library etc.)

 The date you provide on the line below must be at least 3 **working** days prior to the public hearing date you entered above (**do not** count the date of the public hearing or Saturdays/Sundays when calculating this date.)


Date budget will be
available for
inspection: _____

Location of
Inspection: _____

(specify district office, business office or other location, room # etc.)

The governing board shall prepare and adopt a budget for fiscal year 2017/18, in accordance with Education Code 42126 and 42127.

B. Budget Adoption Information

 The date you provide on the line below must be different than the public hearing date in Section A.

Date budget will be
adopted by the Board: _____

The budget must be adopted on a **different date**, at a **separate public meeting**, than the public hearing.

C. Newspaper Selection*

☐ Dinuba Sentinel

☐ Foothills Sun-Gazette

☐ Kaweah Commonwealth

☐ Porterville Recorder

☐ Tulare Advance-Register

☐ Visalia Times-Delta

*Please note you must select one of the newspapers above because they are the only newspapers of general circulation in the county that meet the requirements of Education Code 42103. We will be happy to publish in other newspapers in addition to one listed above, but there will be additional costs to the district to do so.

☐ Other - Please specify: _____

Ducor Union Elementary School

04/12/2017
03:19:13 PM

Page 1

MONTHLY ATTENDANCE SUMMARY

Month 9 - From 03/20/2017 Through 04/14/2017

2016-2017

Regular Program

Grade Tchrr Level No.	A Tchg Days	B Enroll- ment Carried Fwd	C Gains	D Total Enroll- ment (B+C)	E Losses	F Ending Enroll- ment (D-E)	G Days Not Enroll	H Days Non- Apport Attend	I Actual Days (A*D)	J Total Apport Attend (A*D)-G-H	K Total A.D.A. (J/A)	L Percent Attend J/(A*D)-G	M Loss at End of Last School Day	YEAR TO DATE		
														Total Apport Attend	Days Taught	Total ADA (N/O)
K	25	15	1	16	0	16	14	18	240	208	13.87	92.04%	0	2207	147	15.01
K TOTAL	15	15	1	16	0	16	14	18	240	208	13.87	92.04%	0	2207	147	15.01
1	4	15	2	19	2	17	19	14	285	252	16.80	94.74%	0	2281	147	15.52
1 TOTAL	15	17	2	19	2	17	19	14	285	252	16.80	94.74%	0	2281	147	15.52
2	4	15	3	3	0	3	0	0	45	45	3.00	100.00%	0	440	147	2.99
2	29	15	7	9	0	9	3	4	135	128	8.53	96.97%	0	1213	147	8.25
2 TOTAL	15	10	2	12	0	12	3	4	180	173	11.53	97.74%	0	1653	147	11.24
3	29	15	0	15	0	15	0	19	225	206	13.73	91.56%	0	2048	147	13.93
3 TOTAL	15	15	0	15	0	15	0	19	225	206	13.73	91.56%	0	2048	147	13.93
TOTAL K-3	15	57	5	62	2	60	36	55	930	839	55.93	93.85%	0	8189	147	55.71
4	18	15	1	21	0	21	0	8	315	307	20.47	97.46%	0	2891	147	19.67
4 TOTAL	15	20	1	21	0	21	0	8	315	307	20.47	97.46%	0	2891	147	19.67
5	26	15	0	19	0	19	0	8	285	277	18.47	97.19%	0	2929	147	19.93
5 TOTAL	15	19	0	19	0	19	0	8	285	277	18.47	97.19%	0	2929	147	19.93
6	32	15	0	32	0	32	0	21	480	459	30.60	95.63%	0	4493	147	30.56
6 TOTAL	15	32	0	32	0	32	0	21	480	459	30.60	95.63%	0	4493	147	30.56
TOTAL 4-6	15	71	1	72	0	72	0	37	1080	1043	69.53	96.57%	0	10313	147	70.16
7	31	15	2	20	1	19	17	11	300	272	18.13	96.11%	0	2781	147	18.92
7 TOTAL	15	18	2	20	1	19	17	11	300	272	18.13	96.11%	0	2781	147	18.92
8	27	15	1	21	0	21	5	5	315	305	20.33	98.39%	0	2795	147	19.01
8 TOTAL	15	20	1	21	0	21	5	5	315	305	20.33	98.39%	0	2795	147	19.01
TOTAL 7-8	15	38	3	41	1	40	22	16	615	577	38.47	97.30%	0	5576	147	37.93
PROGRAM	15	166	9	175	3	172	58	108	2625	2459	163.93	95.79%	0	24078	147	163.80

To the best of my knowledge, the information contained on this document is accurate and complete.

Date

Principal Signature

Ducor Union Elementary School

04/12/2017
03:19:13 PM

Page 2

MONTHLY ATTENDANCE SUMMARY

Month 9 - From 03/20/2017 Through 04/14/2017

2016-2017

Program T TK Program

Grade Tchr Level No.	A Tchg Days	B Enroll- ment Carried Fwd	C Gains	D Total Enroll- ment (B+C)	E Losses	F Ending Enroll- ment (D-E)	G Days Not Enroll	H Days Non- Apport Attend	I Actual Days (A*D)	J Total Apport Attend (A*D)-G-H	K Total A.D.A. (J/A)	L Percent Attend J/(A*D)-G	M Loss at End of Last School Day	YEAR TO DATE		
														Total Apport Attend	Days Taught	Total ADA (N/O)
K 25	15	3	0	3	0	3	0	7	45	38	2.53	84.44%	0	403	147	2.74
K TOTAL	15	3	0	3	0	3	0	7	45	38	2.53	84.44%	0	403	147	2.74
TOTAL K-3	15	3	0	3	0	3	0	7	45	38	2.53	84.44%	0	403	147	2.74
PROGRAM	15	3	0	3	0	3	0	7	45	38	2.53	84.44%	0	403	147	2.74

To the best of my knowledge, the information contained on this document is accurate and complete.

Date

Principal Signature

Ducor Union Elementary School
2016-17

	Dates	# Days	TK				Kinder				Grd 1-3				Grd 4-6				Grd 7-8			
			Not	Apport	Total	Apport	Not	Apport	Total	Apport	Not	Apport	Total	Apport	Not	Apport	Total	Apport	Not	Apport	Total	Apport
th 1	08/08-09/02	18	2	52			10	325			5	230			11	381						
											2	242										
th 2	09/05-09/30	19	2	55			10	334			2	262			9	552						
											17	282			9	383						
											3	255			19	449						
h 3	10/03-10/28	19	3	54			10	273			16	288			17	591						
											1	311			4	357						
											6	203			9	374						
h 4	10/31-11/25	14	4	38			6	204			9	238			13	595						
											1	153			17	253						
											5	177			14	434						
5	11/28-12/23	15	10	35			18	202			11	229			11	277						
											4	136			15	271						
											12	211			25	425						
tal		85	21	234			54	1341			119	3440			185	6033			57	3217		
-1			2.75				15.78				40.47			70.98				37.85				

167.83

6	12/26-01/20	9	1	26			14	114			14	136			12	176						
											1	93			13	158						
7	01/23-02/17	19	7	50			24	261			32	291			28	371						
											4	205			18	332						
8	02/20-03/17	19	2	55			11	274			15	322			12	377						
											1	198			19	356						
	03/20-04/14	15	7	38			18	203			9	276			26	582						
											4	173			8	307						
											19	206			21	277						
		147	38	403			111	2198			262	5982			399	10313			156	5576		
2			2.74				14.95				40.69			70.16				37.93				

166.47

tal		147	38	403			111	2198			262	5982			399	10313			156	5576		
ual			2.74				14.95				40.69			70.16				37.93				


166.47

3.2

	1:30 PM Dismissal
--	-------------------

2017-2018 School Calendar
Late Start-Only 2 Weeks Off Winter Break (Option 2)

MONTH	MON	TUES	WED	THURS	FRI	DAYS COMPLETED	DAYS REMAINING	SIGNIFICANT DATES AND EXPLANATIONS
AUGUST		1	2	3	4			
	7	8	9	10	11			
	14	15	16	17	18	3	177	Aug. 16-First Day of School
	21	22	23	24	25	8	172	
	28	29	30	31		12	168	
SEPTEMBER					1	13	167	
	4	5	6	7	8	17	163	Sep. 4-Labor Day
	11	12	13	14	15	22	158	
	18	19	20	21	22	27	153	
	25	26	27	28	29	32	148	
OCTOBER	2	3	4	5	6	37	143	
	9	10	11	12	13	42	138	
	16	17	18	19	20	46	134	Oct. 16-Professional Development Day (No School)
	23	24	25	26	27	51	129	
	30	31				53	127	
NOVEMBER			1	2	3	56	124	Nov. 3-End of 1st Trimester
	6	7	8	9	10	60	120	Nov. 10-Veterans' Day
	13	14	15	16	17	65	115	
	20	21	22	23	24			Thanksgiving Week-No School
	27	28	29	30		69	111	
DECEMBER					1	70	110	
	4	5	6	7	8	75	105	
	11	12	13	14	15	80	100	
	18	19	20	21	22	85	95	Dec. 25-Jan.5 Winter Break
	25	26	27	28	29			
JANUARY	1	2	3	4	5			
	8	9	10	11	12	90	90	
	15	16	17	18	19	94	86	Jan. 15-Martin Luther King Jr. Day
	22	23	24	25	26	99	81	
	29	30	31			102	78	
FEBRUARY				1	2	104	76	
	5	6	7	8	9	109	71	
	12	13	14	15	16	113	67	Feb. 16-19 Presidents' Day
	19	20	21	22	23	117	63	Feb. 23-End of 2nd Trimester
	26	27	28			120	60	
MARCH				1	2	122	58	
	5	6	7	8	9	127	53	
	12	13	14	15	16	132	48	
	19	20	21	22	23	137	43	
	26	27	28	29	30			Mar. 26-April 2 Spring Break
APRIL	2	3	4	5	6	141	39	
	9	10	11	12	13	146	34	
	16	17	18	19	20	151	29	
	23	24	25	26	27	156	24	
	30					157	23	
MAY		1	2	3	4	163	19	
	7	8	9	10	11	166	14	
	14	15	16	17	18	171	9	
	21	22	23	24	25	176	4	
	28	29	30	31		179	1	May 28-Memorial Day
JUNE					1	180	0	June 1-Last Day of School

 1:30 PM Dismissal

2017-2018 School Calendar
Late Start-Only 2 days off for Thanksgiving (Option 3)

MONTH	MON	TUES	WED	THURS	FRI	DAYS COMPLETED	DAYS REMAINING	SIGNIFICANT DATES AND EXPLANATIONS
AUGUST		1	2	3	4			
	7	8	9	10	11			
	14	15	16	16	18		180	
	21	22	23	24	25	5	175	Aug. 21-First Day of School
	28	29	30	31		9	171	
SEPTEMBER					1	10	170	
	4	5	6	7	8	14	166	Sep. 4-Labor Day
	11	12	13	14	15	19	161	
	18	19	20	21	22	24	156	
	25	26	27	28	29	29	151	
OCTOBER	2	3	4	5	6	34	146	
	9	10	11	12	13	39	141	
	16	17	18	19	20	43	137	Oct. 16-Professional Development Day (No School)
	23	24	25	26	27	48	132	
	30	31				50	130	
NOVEMBER			1	2	3	53	127	Nov. 3-End of 1st Trimester
	6	7	8	9	10	57	123	Nov. 10-Veterans' Day
	13	14	15	16	17	62	118	
	20	21	22	23	24	65	115	Feb. 23-24 Thanksgiving
	27	28	29	30		69	111	
DECEMBER					1	70	110	
	4	5	6	7	8	75	105	
	11	12	13	14	15	80	100	
	18	19	20	21	22	85	95	Dec. 18-Jan.5 Winter Break
	25	26	27	28	29			
JANUARY	1	2	3	4	5			
	8	9	10	11	12	90	90	
	15	16	17	18	19	94	86	Jan. 15-Martin Luther King Jr. Day
	22	23	24	25	26	99	81	
	29	30	31			102	78	
FEBRUARY				1	2	104	76	
	5	6	7	8	9	109	71	
	12	13	14	15	16	113	67	Feb. 16-19 Presidents' Day
	19	20	21	22	23	117	63	Feb. 23-End of 2nd Trimester
	26	27	28			120	60	
MARCH				1	2	122	58	
	5	6	7	8	9	127	53	
	12	13	14	15	16	132	48	
	19	20	21	22	23	137	43	
	26	27	28	29	30			Mar. 26-April 2 Spring Break
APRIL	2	3	4	5	6	141	39	
	9	10	11	12	13	146	34	
	16	17	18	19	20	151	29	
	23	24	25	26	27	156	24	
	30					157	23	
MAY		1	2	3	4	161	19	
	7	8	9	10	11	166	14	
	14	15	16	17	18	171	9	
	21	22	23	24	25	176	4	
	28	29	30	31		179	1	May 28-Memorial Day
JUNE					1	180	0	June 1-Last Day of School

1:30 PM Dismissal

2017-2018 School Calendar
3 Weeks For Winter Break, but Later (Option 4)

[illegible]

1:30 PM Dismissal

2017-2018 School Calendar
Later Spring Break (Option 5)

MONTH	MON	TUES	WED	THURS	FRI	DAYS COMPLETED	DAYS REMAINING	SIGNIFICANT DATES AND EXPLANATIONS
AUGUST		1	2	3	4			
	7	8	9	10	11	3	177	Aug. 9-First Day of School
	14	15	16	17	18	8	172	
	21	22	23	24	25	13	167	
	28	29	30	31		17	163	
SEPTEMBER					1	18	162	
	4	5	6	7	8	22	158	Sep. 4-Labor Day
	11	12	13	14	15	27	153	
	18	19	20	21	22	32	148	
	25	26	27	28	29	37	143	
OCTOBER	2	3	4	5	6	42	138	
	9	10	11	12	13	47	133	
	16	17	18	19	20	51	129	Oct. 16-Professional Development Day (No School)
	23	24	25	26	27	56	124	
	30	31				58	122	
NOVEMBER			1	2	3	61	119	Nov. 3-End of 1st Trimester
	6	7	8	9	10	65	115	Nov. 10-Veterans' Day
	13	14	15	16	17	70	110	
	20	21	22	23	24			Thanksgiving Week-No School
	27	28	29	30		74	106	
DECEMBER					1	75	105	
	4	5	6	7	8	80	100	
	11	12	13	14	15	85	95	
	18	19	20	21	22			Dec. 18-Jan. 5 Winter Break
	25	26	27	28	29			
JANUARY	1	2	3	4	5			
	8	9	10	11	12	90	90	
	15	16	17	18	19	94	86	Jan. 15-Martin Luther King Jr. Day
	22	23	24	25	26	99	81	
	29	30	31			102	78	
FEBRUARY				1	2	104	76	
	5	6	7	8	9	109	71	
	12	13	14	15	16	113	67	Feb. 16-19 Presidents' Day
	19	20	21	22	23	117	63	Feb. 23-End of 2nd Trimester
	26	27	28			120	60	
MARCH				1	2	122	58	
	5	6	7	8	9	127	53	
	12	13	14	15	16	132	48	
	19	20	21	22	23	137	43	
	26	27	28	29	30	141	39	Mar. 26-April 2 Spring Break
APRIL	2	3	4	5	6			
	9	10	11	12	13	146	34	
	16	17	18	19	20	151	29	
	23	24	25	26	27	156	24	
	30					157	23	
MAY		1	2	3	4	161	19	
	7	8	9	10	11	166	14	
	14	15	16	17	18	171	9	
	21	22	23	24	25	176	4	
	28	29	30	31		179	1	May 28-Memorial Day
JUNE					1	180	0	June 1-Last Day of School

1:30 PM Dismissal

2016-2017 Revenue Schedule Description for use

Educ. Effectiveness 3 Yr Span	14,193.12		Provide funding to county offices of education, school districts and charter schools to provide beginning teacher and administrator support and mentoring, professional development, coaching and support services for teachers identified as needing improvement or additional support, professional development for teachers and administrators aligned to the state standards, and to promote educator quality and effectiveness
----------------------------------	-----------	--	---

2016-2017 Revenue Source Description for use

Revenue Source	Projected Revenue	Unrestricted/Restricted	Description-Use for Funds
IASA-Title I	122,815.00	restricted	Improve academic achievement throughout a school of all students, particularly the lowest achieving students. An increase in achievement should result from improving the entire educational program of the school.
IASA-Title II	16,003.00	restricted	Title II, Part A, Teacher and Principal Training and Recruiting is a federal categorical program contained in the Consolidated Application. The purpose of Title II is to increase the academic achievement of all students by helping schools and district (1) improve teacher and principal quality through professional development and other activities and (2) ensure all teachers are highly qualified
Title III-Limited English Proficient	11,111.00	restricted	Ensure that all limited-English proficient (LEP) students, referred to as English learners in California, attain English proficiency, develop high levels of academic attainment in English, and meet the same challenging state academic standards as all other students. Funds must be used for the following supplementary services as part of the language instruction program for LEP students: English language development instruction, Enhanced instruction in the core academic subjects, High-quality professional development for teachers and other staff
Title VI-Small Rural Achievement Program	10,000.00	restricted	The SRSA program is designed to address the unique needs of small, rural LEAs that frequently lack the personnel and resources needed to compete effectively for federal competitive grants. Generally, your LEA may use its funds for any activity authorized under the following ESEA programs: Title I-A (Improving Basic Programs Operated by Local Education Agencies) Title II-A (Supporting Effective Instruction) Title III (Language Instruction for English Learners and Immigrant Students) Title IV-A (Student Support and Academic Enrichment) Title IV-B (21st Century Community Learning Centers)
State Lottery Instructional Materials	7,084.00	restricted	Proposition 20 lottery funds shall only be used for the purchase of instructional materials. Definitions for instructional materials and technology based materials may be found in EC sections 60010(h) and 60010(m)(1).

2.3

SISC Health & Welfare
Yearly Cost Per Emp. Classification

MANAGEMENT

15-16 Rates	
July-September	\$1,581.60
October-June	\$1,601.60
Annual	\$19,159.20

Annual Difference of \$722.40 (3.77%)
Cost divided over 10 months=\$72.24

16-17 Rates	
July-September	\$1,601.60
October-June	\$1,675.20
Annual	\$19,881.60

Annual Difference of \$364.80 (1.83%)
Cost divided over 10 months=\$36.48

17-18 Rates	
July-September	\$1,675.20
October-June	\$1,691.20
Annual	\$20,246.40

CERTIFICATED

15-16 Rates	
July-September	\$1,260.70
October-June	\$1,283.70
Annual	\$15,337.40

Annual Difference of \$454.00 (2.96%)
Cost divided over 10 months=\$ 45.40

16-17 Rates	
July-September	\$1,283.70
October-June	\$1,326.70
Annual	\$15,791.40

Annual Difference of \$255.00 (1.61%)
Cost divided over 10 months=\$25.50

17-18 Rates	
July-September	\$1,326.70
October-June	\$1,340.70
Annual	\$16,046.40

CLASSIFIED

15-16 Rates	
July-September	\$1,114.50
October-June	\$1,128.50
Annual	\$13,500.00

Annual Difference of \$393.00 (2.91%)
Cost divided over 10 months=\$39.30

16-17 Rates	
July-September	\$1,128.50
October-June	\$1,167.50
Annual	\$13,893.00

Annual Difference of \$216.00(1.55%)
Cost divided over 10 months=\$21.60

17-18 Rates	
July-September	\$1,167.50
October-June	\$1,178.50
Annual	\$14,109.00

3.5

A/c

Edison 2016	2015	2014	Cost saving % diff	
24-Dec-16	26-Dec-15	26-Dec-14		
\$1,737.96	\$2,257.02	\$1,775.17	\$520	23%
26-Nov-16	25-Nov-15	25-Nov-14		
\$1,522.47	\$1,781.31	\$1,809.27	\$287	16%
26-Oct-16	27-Oct-15	25-Oct-14		
\$2,300.32	\$2,912.94	\$3,021.49	\$721	23%
24-Sep-16	25-Sep-15	25-Sep-14		
\$3,316.94	\$5,029.35	\$5,365.25	\$2,049	38%
25-Aug-16	(26-Aug-15)	26-Aug-14		
\$3,458.75	\$4,963.82	\$4,692.67	\$1,234	26%
27-Jul-16	28-Jul-15	26-Jul-14		
\$1,787.29	\$2,438.24	\$2,430.25	\$643	26%
25-Jun-16	26-Jun-15	26-Jun-14		
\$2,845.05	\$3,204.56	\$3,761.80	\$916	24%
26-May-16	28-May-15	28-May-14		
\$1,907.18	\$2,122.81	\$2,342.55	\$435	18%
27-Apr-16	28-Apr-15	26-Apr-14		
\$1,687.41	\$1,939.99	\$1,743.46	\$253	13%
29-Mar-16	27-Mar-15	28-Mar-14		
\$1,715.92	\$1,792.93	\$1,742.24	\$77	4%
26-Feb-16	26-Feb-15			
\$2,086.03	\$2,017.59			
27-Jan-16	27-Jan-15			
\$1,666.05	\$1,708.31		\$42	2%

Total savings from 2014 to 2016 is \$7177

(Taking the highest cost, 2014-15, minus the lowest cost in 2016)

Total amount spent on SCE was \$33,134 during the 2014-15 year (added the highest cost only)

The percent savings from the total amount, \$33,134 divided by the savings of \$7177 = 22%

The average savings per month in 2016 was 19%

/ Ducor Union Elementary - Tulare / Student Group Report

Student Group Report

Ducor Union Elementary - Tulare County

Enrollment: 158 Socioeconomically Disadvantaged: 92% English Learners: 75% Foster Youth: N/A Grade Span: K-8 Charter School: No

Reporting Year: Spring 2017

[Equity Report](#) [Status and Change Report](#) [Detailed Reports](#) **[Student Group Report](#)**

This report shows the performance levels for all students and for each student group on the state indicators. Select any of the underlined indicators for more detailed information.

State Indicators	All Students	English Learners	Foster Youth	Homeless	Socioeconomically Disadvantaged	Students with Disabilities	American Indian	Asian	African American	Filipino	Hispanic	Pacific Islander	Two or More Races	White
Chronic Absenteeism		N/A	N/A	N/A	N/A	N/A	N/A	N/A	N/A	N/A	N/A	N/A	N/A	N/A
<u>Suspension Rate (K-12)</u>			N/A	N/A		*	*	*	*	*		*	*	*
<u>English Learner Progress (K-12)</u>		N/A	N/A	N/A	N/A	N/A	N/A	N/A	N/A	N/A	N/A	N/A	N/A	N/A
<u>English Language Arts (3-8)</u>			N/A	N/A		*	*	*	*	*		*	*	*
<u>Mathematics (3-8)</u>			N/A	N/A		*	*	*	*	*		*	*	*

Performance Levels: Blue (Highest) Green Yellow Orange Red (Lowest)

An asterisk (*) shows that the student group has less than 11 students and is not reported for privacy reasons. The performance level (color) is not included when there are less than 30 students in any year used to calculate status and change. An N/A means that data is not currently available.

» / Ducor Union Elementary - Tulare / Equity Report

Equity Report





Ducor Union Elementary - Tulare County

Enrollment: 158 Socioeconomically Disadvantaged: 92% English Learners: 75% Foster Youth: N/A Grade Span: K-8 Charter School: No






Reporting Year: Spring 2017

[Equity Report](#) [Status and Change Report](#) [Detailed Reports](#) [Student Group Report](#)

The Equity Report shows the performance levels for all students on the state indicators. It also shows the total number of student groups that received a performance level for each indicator and how many of those student groups are in the two lowest performance levels (Red/Orange). The total number of student groups may vary due to the number of grade levels included within each indicator. Select any of the underlined indicators for more detailed information.

State Indicators	All Students Performance	Total Student Groups	Student Groups in Red/Orange
Chronic Absenteeism	N/A	N/A	N/A
<u>Suspension Rate (K-12)</u>		3	3
English Learner Progress (K-12)		1	0
<u>English Language Arts (3-8)</u>		3	0
<u>Mathematics (3-8)</u>		3	0

Local Indicators	Ratings
Basics (Teachers, Instructional Materials, Facilities)	N/A
Implementation of Academic Standards	N/A
Parent Engagement	N/A
Local Climate Survey	N/A

Performance Levels:
  Blue (Highest)
  Green
  Yellow
  Orange
  Red (Lowest)

An asterisk (*) shows that the student group has less than 11 students and is not reported for privacy reasons. The performance level (color) is not included when there are less than 30 students in any year used to calculate status and change. An N/A means that data is not currently available.

Home / Ducor Union Elementary - Tulare / Status and Change Report

Status and Change Report





Ducor Union Elementary - Tulare County

Enrollment: 158 Socioeconomically Disadvantaged: 92% English Learners: 75% Foster Youth: N/A Grade Span: K-8 Charter School: No

Reporting Year: Spring 2017

Equity Report **Status and Change Report** Detailed Reports Student Group Report

The status and change report provides the performance level for all students on state indicators. It also shows how the current year (status) compares to prior years (change) for each state indicator. Status and change each have five possible levels, which are displayed with the data for each indicator. Select any of the underlined indicators for more detailed information.

State Indicators	All Students Performance	Status	Change
Chronic Absenteeism	N/A	N/A	N/A
<u>Suspension Rate (K-12)</u>		High 3.2%	Increased Significantly +2.4%
English Learner Progress (K-12)		Medium 73.1%	Increased +5.5%
<u>English Language Arts (3-8)</u>		Low 54 points below level 3	Increased +16.1 points
<u>Mathematics (3-8)</u>		Low 88.9 points below level 3	Increased +6 points

Performance Levels:  Blue (Highest)  Green  Yellow  Orange  Red (Lowest)

An asterisk (*) shows that the student group has less than 11 students and is not reported for privacy reasons. The performance level (color) is not included when there are less than 30 students in any year used to calculate status and change. An N/A means that data is not currently available.

a / Ducor Union Elementary - Tulare / Suspension Rate Report

Suspension Rate Report

Ducor Union Elementary - Tulare County





Enrollment: 158 Socioeconomically Disadvantaged: 92% English Learners: 75% Foster Youth: N/A Grade Span: K-8 Charter School: No






Reporting Year: Spring 2017

Equity Report **Status and Change Report** Detailed Reports Student Group Report

This report shows the performance levels for a single state indicator, Suspension Rate, for all student groups. It also shows how the current year (status) compares to prior years (change) for each state indicator. Status and change each have five possible levels, which are displayed with the data for each indicator. Select any of the underlined student groups for more detailed information.

All Blue/Green Yellow Red/Orange

	Student Performance	Number of Students	Status	Change
<u>All Students</u>		218	High 3.2%	Increased Significantly +2.4%
<u>English Learners</u>		158	High 3.8%	Increased Significantly +2.6%
<u>Foster Youth</u>		N/A	N/A	N/A
<u>Homeless</u>		N/A	N/A	N/A
<u>Socioeconomically Disadvantaged</u>		195	High 3.6%	Increased Significantly +2.7%
<u>Students with Disabilities</u>		8	*	*
<u>African American</u>		*	*	*
<u>American Indian</u>		3	*	*
<u>Asian</u>		*	*	*
<u>Filipino</u>		*	*	*
<u>Hispanic</u>		202	Medium 3%	Increased Significantly +2.1%
<u>Pacific Islander</u>		*	*	*
<u>Two or More Races</u>		1	*	*
<u>White</u>		11	Very Low 0%	Maintained 0%

Performance Levels:  Blue (Highest)  Green  Yellow  Orange  Red (Lowest)

An asterisk (*) shows that the student group has less than 11 students and is not reported for privacy reasons. The performance level (color) is not included when there are less than 30 students in any year used to calculate status and change. An N/A means that data is not currently available.

Select here to learn more about which one of the 25 performance results the LEA, school, or student group achieved on this state indicator by viewing the Five-by-Five Grid Placement Report.

(<http://www6.cde.ca.gov/californiamodel/grid?indicator=susp&year=2017&cdcode=5471894&reporttype=sgroups>)

California Model Five-by-Five Placement Reports & Data

Ducor Union Elementary (Tulare County)

[Return to Search](#)

[View the Dashboard Report](#)

Suspension (Elementary District) - Student Group Five-by-Five Placement

Select an Indicator:

Reporting Year:

[View Detailed Data](#)

[View Schools Five-by-Five Report](#)

LEVEL	Increased Significantly	Increased	Maintained	Declined	Declined Significantly
Very Low	Gray (N/A)	Green (None)	Blue (None)	Blue (None)	Blue (None)
Low	Gray (N/A)	Yellow (None)	Green (None)	Green (None)	Blue (None)
Medium	Orange ▪ Hispanic or Latino	Orange (None)	Yellow (None)	Green (None)	Green (None)

California Model Five-by-Five Placement Reports & Data

Ducor Union Elementary (Tulare County)
Ducor Union Elementary[Return to Five-by-Five Placement Grid](#)

Suspension (Elementary District) Indicator

[Download Data](#) [View Layout](#)

To sort by topic (e.g., status level, color, etc.) click once on the header to sort in ascending order and click again to sort in descending order.

Student Group	Color	Status Level	Change Level	CURRENT STATUS - 2014-15 Suspension Rate	CHANGE - Difference between 2014-15 Suspension Rate and 2013-14 Suspension Rate	Number of Students Suspended in 2014-15	Number of Students Enrolled in 2014-15	Number of Students Suspended in 2013-14	Number of Students Enrolled in 2013-14	PRIOR STATUS - 2013-14 Suspension Rate (rounded)	Non-certified data flag **
All Students	Red	High	Increased Significantly	3.2%	2.4%	7	218	2	241	0.8%	N
English Learners	Red	High	Increased Significantly	3.8%	2.6%	6	158	2	170	1.2%	N
Socioeconomically Disadvantaged	Red	High	Increased Significantly	3.6%	2.7%	7	195	2	225	0.9%	N
Students with Disabilities	None	*	*	*	*	*	8	*	5	0.0%	N
American Indian or Alaska Native	None	*	*	*	*	*	3	*	3	0.0%	N
Asian	None	*	*	*	*	*	*	*	*	0.0%	N
Black or African American	None	*	*	*	*	*	*	*	*	0.0%	N
Filipino	None	*	*	*	*	*	*	*	*	0.0%	N
Hispanic or Latino	Orange	Medium	Increased Significantly	3.0%	2.1%	6	202	2	223	0.9%	N
Native Hawaiian or Pacific Islander	None	*	*	*	*	*	*	*	*	0.0%	N
Two or More Races	None	*	*	*	*	*	1	*	1	0.0%	N
White	None	Very Low	Maintained	0.0%	0.0%	0	11	0	14	0.0%	N

Note: An asterisk (*) indicates that the student group consists of less than 11 students, the minimum size for any reporting. The performance level (color) is not presented or included for accountability purposes when there are less than 30 students in any year used to calculate status and change.

**Districts and schools that did not certify their suspension (or discipline) data in the California Longitudinal Pupil Achievement Data System (CALPADS) in the current year or prior year automatically are assigned an Orange performance level.

e / Ducor Union Elementary - Tulare / English Language Arts Assessment Report

English Language Arts Assessment Report

Ducor Union Elementary - Tulare County





Enrollment: 158 Socioeconomically Disadvantaged: 92% English Learners: 75% Foster Youth: N/A Grade Span: K-8 Charter School: No

Reporting Year: Spring 2017

Equity Report **Status and Change Report** Detailed Reports Student Group Report

This report shows the performance levels for a single state indicator, English Language Arts Assessment, for all student groups. It also shows how the current year (status) compares to prior years (change) for each state indicator. Status and change each have five possible levels, which are displayed with the data for each indicator. Select any of the underlined student groups for more detailed information.

All Blue/Green Yellow Red/Orange

	Student Performance	Number of Students	Status	Change
<u>All Students</u>		109	Low 54 points below level 3	Increased +16.1 points
<u>English Learners</u>		90	Low 57.2 points below level 3	Increased +15.4 points
Foster Youth		N/A	N/A	N/A
Homeless		N/A	N/A	N/A
<u>Socioeconomically Disadvantaged</u>		102	Low 56.2 points below level 3	Increased +13.7 points
<u>Students with Disabilities</u>		3	*	*
<u>African American</u>		*	*	*
<u>American Indian</u>		*	*	*
<u>Asian</u>		*	*	*
<u>Filipino</u>		*	*	*
<u>Hispanic</u>		108	Low 54.5 points below level 3	Increased +15 points
<u>Pacific Islander</u>		*	*	*
<u>Two or More Races</u>		*	*	*
<u>White</u>		1	*	*

Additional English Learner Assessment Data

English learner student group definition for this indicator includes students who are currently English learners and students who were reclassified within the past four years. Data for both the English Learners and reclassified students are provided below for informational purposes.

	Number of Students	Status	Change
EL - EL Only	90	Low 57.2 points below level 3	Increased +13.3 points
EL - Reclassified Only	0	N/A	N/A

California Model Five-by-Five Placement Reports & Data

Ducor Union Elementary (Tulare County)

[Return to Search](#)

[View the Dashboard Report](#)

English Language Arts (Grades 3-8) - Student Group Five-by-Five Placement

Select an Indicator: English Language Arts (Grades 3-8) Indicator

Reporting Year: 2017 (Spring)

[View Detailed Data](#)

[View Schools Five-by-Five Report](#)

LEVEL	Declined Significantly by more than 15 points	Declined by 1 to 15 points	Maintained Declined by less than 1 point or increased by less than 7 points	Increased by 7 to less than 20 points	Increased Significantly by 20 points or more
Very High 45 or more points above	Yellow (None)	Green (None)	Blue (None)	Blue (None)	Blue (None)
High 10 points above to less than 45 points above	Orange (None)	Yellow (None)	Green (None)	Green (None)	Blue (None)
Medium 5 points below to less than 10 points above	Orange (None)	Orange (None)	Yellow (None)	Green (None)	Green (None)

California Model Five-by-Five Placement Reports & Data

Ducor Union Elementary (Tulare County) Ducor Union Elementary

[Return to Five-by-Five Placement Grid](#)

English Language Arts (Grades 3-8) Indicator

[Download Data](#) [View Layout](#)

To sort by topic (e.g., status level, color, etc.) click once on the header to sort in ascending order and click again to sort in descending order.

<u>Student Group</u>	<u>Color</u>	<u>Status Level</u>	<u>Change Level</u>	<u>CURRENT STATUS - Average distance from level 3</u>	<u>CHANGE - Difference between current status and prior status</u>	<u>Current year number of valid students</u>	<u>Prior year number of valid students</u>	<u>PRIOR STATUS - Average distance from level 3</u>
All Students	Yellow	Low	Increased	-54	16.1	109	118	-70
English Learners	Yellow	Low	Increased	-57.2	15.4	90	86	-72.6
Socioeconomically Disadvantaged	Yellow	Low	Increased	-56.2	13.7	102	109	-69.9
Students with Disabilities	None	*	*	*	*	3	6	*
American Indian or Alaska Native	None	*	*	*	*	0	2	*
Hispanic or Latino	Yellow	Low	Increased	-54.5	15	108	111	-69.5
White	None	*	*	*	*	1	5	*
EL - EL Only	None	Low	Increased	-57.2	13.3	90	85	-70.5
EL - Reclassified Only	None	*	*	*	*	0	1	*

Note: An asterisk (*) indicates that the student group consists of less than 11 students, the minimum size for any reporting. The performance level (color) is not presented or included for accountability purposes when there are less than 30 students in any year used to calculate status and change.



/ Ducor Union Elementary - Tulare / Math Assessment Report

Math Assessment Report

Ducor Union Elementary - Tulare County

Enrollment: 158 Socioeconomically Disadvantaged: 92% English Learners: 75% Foster Youth: N/A Grade Span: K-8 Charter School: No

Reporting Year: Spring 2017

Equity Report **Status and Change Report** Detailed Reports Student Group Report

This report shows the performance levels for a single state indicator, Math Assessment, for all student groups. It also shows how the current year (status) compares to prior years (change) for each state indicator. Status and change each have five possible levels, which are displayed with the data for each indicator. Select any of the underlined student groups for more detailed information.

All Blue/Green Yellow Red/Orange

	Student Performance	Number of Students	Status	Change
<u>All Students</u>		109	Low 88.9 points below level 3	Increased +6 points
<u>English Learners</u>		90	Low 89.4 points below level 3	Increased +6.8 points
<u>Foster Youth</u>		N/A	N/A	N/A
<u>Homeless</u>		N/A	N/A	N/A
<u>Socioeconomically Disadvantaged</u>		102	Low 89.6 points below level 3	Increased +7.6 points
<u>Students with Disabilities</u>		3	*	*
<u>African American</u>		*	*	*
<u>American Indian</u>		*	*	*
<u>Asian</u>		*	*	*
<u>Filipino</u>		*	*	*
<u>Hispanic</u>		108	Low 89.3 points below level 3	Maintained +3.8 points
<u>Pacific Islander</u>		*	*	*
<u>Two or More Races</u>		*	*	*
<u>White</u>		1	*	*

Additional English Learner Assessment Data

The English learner student group definition for this indicator includes students who are currently English learners and students who were reclassified within the past four years. Data for both the English learners and reclassified students are provided below for informational purposes.

	Number of Students	Status	Change
EL - EL Only	90	Low 89.4 points below level 3	Increased +7.2 points
EL - Reclassified Only	0	N/A	N/A

California Model Five-by-Five Placement Reports & Data

Ducor Union Elementary (Tulare County)

[Return to Search](#)

[View the Dashboard Report](#)

Mathematics (Grades 3-8) - Student Group Five-by-Five Placement

Select an Indicator: Mathematics (Grades 3-8) Indicator

Reporting Year: 2017 (Spring)

[View Schools Five-by-Five Report](#)

[View Detailed Data](#)

LEVEL	Declined Significantly by more than 10 points	Declined by 1 to 10 points	Maintained Declined by less than 1 point or increased by less than 5 points	Increased by 5 to less than 15 points	Increased Significantly by 15 points or more
Very High 35 or more points above	Yellow (None)	Green (None)	Blue (None)	Blue (None)	Blue (None)
High 5 points below to less than 35 points above	Orange (None)	Yellow (None)	Green (None)	Green (None)	Blue (None)
Medium More than 5 points below to 25 points below	Orange (None)	Orange (None)	Yellow (None)	Green (None)	Green (None)

California Model Five-by-Five Placement Reports & Data

Ducor Union Elementary (Tulare County) Ducor Union Elementary

[Return to Five-by-Five Placement Grid](#)

Mathematics (Grades 3-8) Indicator

[Download Data](#) [View Layout](#)

To sort by topic (e.g., status level, color, etc.) click once on the header to sort in ascending order and click again to sort in descending order.

<u>Student Group</u>	<u>Color</u>	<u>Status Level</u>	<u>Change Level</u>	<u>Current year number of valid students</u>	<u>CURRENT STATUS - Average distance from level 3</u>	<u>Prior year number of valid students</u>	<u>PRIOR STATUS - Average distance from level 3</u>	<u>CHANGE - Difference between current status and prior status</u>
All Students	Yellow	Low	Increased	109	-88.9	117	-94.9	6
English Learners	Yellow	Low	Increased	90	-89.4	86	-96.2	6.8
Socioeconomically Disadvantaged	Yellow	Low	Increased	102	-89.6	108	-97.2	7.6
Students with Disabilities	None	*	*	3	*	5	*	*
American Indian or Alaska Native	None	*	*	0	*	2	*	*
Hispanic or Latino	Yellow	Low	Maintained	108	-89.3	111	-93.1	3.8
White	None	*	*	1	*	4	*	*
EL - EL Only	None	Low	Increased	90	-89.4	85	-96.6	7.2
EL - Reclassified Only	None	*	*	0	*	1	*	*

Note: An asterisk (*) indicates that the student group consists of less than 11 students, the minimum size for any reporting. The performance level (color) is not presented or included for accountability purposes when there are less than 30 students in any year used to calculate status and change.

CELDT
ORDER
MADE 3/31/17
3.7

CELDT Initial/Annual Scale Score Ranges*

Scale Score Ranges for the California English Language Development Test (CELDT)

Kindergarten	Listening	Speaking	Reading	Writing	Comprehension	Overall
Beginning	220 - 361	140 - 352	220 - 231	220 - 254	220 - 296	184 - 345
Early Intm	362 - 408	353 - 404	232 - 299	255 - 326	297 - 353	346 - 396
Intermediate	409 - 454	405 - 456	300 - 379	327 - 382	354 - 416	397 - 447
Early Adv	455 - 501	457 - 508	380 - 467	383 - 429	417 - 484	448 - 498
Advanced	502 - 570	509 - 630	468 - 570	430 - 600	485 - 570	499 - 598

Grade 1	Listening	Speaking	Reading	Writing	Comprehension	Overall
Beginning	220 - 361	140 - 352	220 - 356	220 - 371	220 - 358	184 - 357
Early Intm	362 - 408	353 - 404	357 - 392	372 - 405	359 - 400	358 - 405
Intermediate	409 - 454	405 - 456	393 - 467	406 - 443	401 - 460	406 - 455
Early Adv	455 - 501	457 - 508	468 - 569	444 - 517	461 - 535	456 - 508
Advanced	502 - 570	509 - 630	570 - 570	518 - 600	536 - 570	509 - 598

Grade 2	Listening	Speaking	Reading	Writing	Comprehension	Overall
Beginning	220 - 374	140 - 369	280 - 420	220 - 422	250 - 397	215 - 396
Early Intm	375 - 425	370 - 419	421 - 472	423 - 468	398 - 448	397 - 446
Intermediate	426 - 475	420 - 469	473 - 523	469 - 513	449 - 499	447 - 495
Early Adv	476 - 526	470 - 519	524 - 553	514 - 559	500 - 539	496 - 539
Advanced	527 - 570	520 - 630	554 - 650	560 - 690	540 - 610	540 - 635

Grade 3	Listening	Speaking	Reading	Writing	Comprehension	Overall
Beginning	220 - 388	200 - 387	280 - 447	220 - 436	250 - 417	230 - 414
Early Intm	389 - 442	388 - 435	448 - 481	437 - 478	418 - 461	415 - 459
Intermediate	443 - 497	436 - 481	482 - 541	479 - 536	462 - 519	460 - 513
Early Adv	498 - 551	482 - 531	542 - 576	537 - 569	520 - 563	514 - 556
Advanced	552 - 640	532 - 720	577 - 700	570 - 740	564 - 670	557 - 700

CELDT
ORDER
MADE 3/31/17
3.7

CELDT Initial/Annual Scale Score Ranges*

Scale Score Ranges for the California English Language Development Test (CELDT)

Kindergarten	Listening	Speaking	Reading	Writing	Comprehension	Overall
Beginning	220 - 361	140 - 352	220 - 231	220 - 254	220 - 296	184 - 345
Early Intm	362 - 408	353 - 404	232 - 299	255 - 326	297 - 353	346 - 396
Intermediate	409 - 454	405 - 456	300 - 379	327 - 382	354 - 416	397 - 447
Early Adv	455 - 501	457 - 508	380 - 467	383 - 429	417 - 484	448 - 498
Advanced	502 - 570	509 - 630	468 - 570	430 - 600	485 - 570	499 - 598

Grade 1	Listening	Speaking	Reading	Writing	Comprehension	Overall
Beginning	220 - 361	140 - 352	220 - 356	220 - 371	220 - 358	184 - 357
Early Intm	362 - 408	353 - 404	357 - 392	372 - 405	359 - 400	358 - 405
Intermediate	409 - 454	405 - 456	393 - 467	406 - 443	401 - 460	406 - 455
Early Adv	455 - 501	457 - 508	468 - 569	444 - 517	461 - 535	456 - 508
Advanced	502 - 570	509 - 630	570 - 570	518 - 600	536 - 570	509 - 598

Grade 2	Listening	Speaking	Reading	Writing	Comprehension	Overall
Beginning	220 - 374	140 - 369	280 - 420	220 - 422	250 - 397	215 - 396
Early Intm	375 - 425	370 - 419	421 - 472	423 - 468	398 - 448	397 - 446
Intermediate	426 - 475	420 - 469	473 - 523	469 - 513	449 - 499	447 - 495
Early Adv	476 - 526	470 - 519	524 - 553	514 - 559	500 - 539	496 - 539
Advanced	527 - 570	520 - 630	554 - 650	560 - 690	540 - 610	540 - 635

Grade 3	Listening	Speaking	Reading	Writing	Comprehension	Overall
Beginning	220 - 388	200 - 387	280 - 447	220 - 436	250 - 417	230 - 414
Early Intm	389 - 442	388 - 435	448 - 481	437 - 478	418 - 461	415 - 459
Intermediate	443 - 497	436 - 481	482 - 541	479 - 536	462 - 519	460 - 513
Early Adv	498 - 551	482 - 531	542 - 576	537 - 569	520 - 563	514 - 556
Advanced	552 - 640	532 - 720	577 - 700	570 - 740	564 - 670	557 - 700

CELDT/2016	Grade	Overall	Listening	Speaking	Reading	Writing	Beginning	Early Inter	Intermed	Early Ad	Advance	Reclass
Marissa Mendoza	8	539	494	512	578	574	L	S/R	W	L/R/W	S	No
Samantha Madrigal	8	611	625	618	619	585				L/R/W	S	Yes
Noel Cisneros	8	431	445	390	475	416	S/R/W					No
Marisol Saavedra	7	544	471	487	584	637	L	S	R		W	No
Katherin Raya	7	560	599	503	584	554		S	L/R/W			No
Daniel Hernandez	7	521	514	521	552	499	W	L/S/R				No
Jimena Casillas	7	561	534	580	584	546		L/W	S/R			No
Moncerrat Becerra	7	529	514	521	530	554		L/S/R/W				No
Leonel Torres	6	550	599	487	584	530		S/W	L/R			No
Anahi Talavera	6	501	514	503	490	499	R/W	L/S				No
Manuel Serrano	6	512	534	495	530	491	W	L/S/R				No
Moncerrat Ramos	6	495	494	453	503	530	L/S/R	W				No
Raul Penaloza	6	488	494	503	420	538	R	L/S/W				No
Alan Manjarrez	6	526	599	495	503	507		W/S	L			No
Estefani Maciel	6	424	410	453	320	515	L/R	W				no
Daniel Garcia	6	520	555	479	503	546	R	L/S/W				No
Javier Flores	6	505	534	495	530	464	W	L/S/R				No
Yair Aldaco	6	471	494	462	455	473	L/S/R					No

17

CELDT/2016	Grade	Overall	Listening	Speaking	Reading	Writing	Beginning	Early Inter	Intermed	Early Ad	Advance	Reclass
Ivan Silva	5	505	444	506	481	591		L/S	S		W	No
Fatima Silva	5	524	541	513	532	513			R/W	L/S		No
Jovani Sierra	5	503	541	522	481	470		R/W		L/S		No
Citlali Saavedra	5	519	541	513	527	498		R	R/W	L/S		No
Irene Madrigal	5	524	563	531	499	506			W	L/S		No
Kevin Correa	5	499	399	542	527	530 L			R/W	S		No
Anthony Sandovi	4	544	563	513	527	574			R	L/S/W		Yes
Adrian Sanchez	4	469	521	492	375	491 R			S/W	L		No
Flor Salcedo	4	510	484	513	505	539			L/R/W	S		No
Ricardo Ramos	4	508	541	506	481	506		R	W	L/S		No
Abril Gonzalez	4	486	521	474	474	477		R/W	S	L		No
Danna Cisneros	4	325	399	319	280	305 L/S/R/W			S/W	L/R		No
Guillan Castro	4	535	541	486	564	549			L/R/W	S		No
Hector Avila	4	515	502	522	499	539			W	L	S	No
Gilberto Avila	4	541	563	576	488	539		R	R/W		L/S	No
Briana Aldaco	4	541	589	556	499	521			R	L/S/W		No
Jonathan Zamora	4	521	521	499	527	539			R			Yes

217
15
14
14
15
75

15

CELDT/201 Grade	Overall	Listening	Speaking	Reading	Writing	Beginning	Early Inter	Intermed	Early Ad	Advance	Reclassific
Abydairi Se	3	427	484	468	280	477 R	W	L/S			No
Alexander :	3	458	423	468	413	531 R	L	S/W			No
Fernando F	3	516	502	492	510	561		R	L/S/W		Yes
Juna Rivera	3	454	563	480	375	401 R/W		S		L	No
Danya Mar	3	482	423	499	494	513	L	R/W	S		No
Karina Mac	3	523	589	542	466	498	R	W		L/S	No
Valerie Lim	3	521	563	522	481	521	R	W	L/S		No
Kayla Carra	3	473	464	480	466	484	R	L/SW			No
Leonel Her	3	524	541	499	527	530		R/W	L/S		No
Edgar Carre	3	506	521	462	494	549		S/R	L/W		No
Ayleen Avil	3	512	464	486	527	574		L/R	S	W	No
Hector Toni	2	465	509	552	408	393 R/W			L	S	No
Jose Herrei	2	392	363	442	321	444 L/R/	W	S			No
Estefani Gc	2	384	467	442	408	220 W/R		L/S			No
Denise Avil	2	418	480	479	321	393 R/W			L/S		No

14

CELDT/2016	Grade	Overall	Listening	Speaking	Reading	Writing	Beginning	Early Inter	Intermed	Early Ad	Adva Reclass
Fernando Torres	1	461	467	479	356	353 R/W				L/S	No
Valeria Sierra	1	495	509	522	409	220 W		R		L/S	No
Nicolas Ramos	1	384	380	399	331	342 R/W	L/S				No
Ashlie Martinez	1	461	467	479	368	342 W	R			L/S	No
Bryana Manjarrez	1	467	467	471	488	419		W		L/S/R	No
Iris Maciel	1	472	494	463	409	431		R/W		L/S	No
Jesus Garcia	1	457	442	490	368	396	R/W	L		S	No
Jacklyn Cruz	1	382	363	418	291	320 R/W	L	S			No
Lovely Correa	1	387	442	353	233	353 R/W	S	L			No
Cesar Chavez	1	444	430	479	331	385 R	W	L		S	No
Luz Avila	1	496	509	503	427	385	W	R		S	No
Bryan Anguiano	1	453	454	463	427	385	W	L/R			No
Magarita SantaCruz	1	391	430	362	331	363 S	L/R/W				No
Emilio Avila	1	458	467	449	488	431		S		L/W	No

CLEDT 2016	Grade	Overall	Listening	Speaking	Reading	Writing	Beginning	Early Inter	Intermed	Early Ad	Adv	Reclass
Arcely Zacarias	0	397	406	399	318	396	L/S	R	W	No	No	No
Jose Temoxtle	0	376	338	442	233	275 L	R/W	S	S	No	No	No
Anthony Saldivar	0	404	454	378	270	331	S/R	W	L	No	No	No
Genaro Salas	0	184	220	140	220	220 L/S/R/W	L/S/W	R	R	No	No	No
Kimberly Rodriguez	0	368	393	362	318	262	L/S/R/W	L	S/R/W	No	No	No
Benjamin Paniagua	0	372	363	399	291	310	L	L/S/R/W	S/R/W	No	No	No
Andrea Morales	0	393	393	406	331	353	L	L/S/R/W	L/S/R/W	No	No	No
Alondra Leon	0	445	454	463	318	331	L	S	S	No	No	No
Hector Jimenez	0	403	406	442	220	220 R/W	L/S/R	L	S	No	No	No
Daniel Gonzalez	0	374	393	386	233	247 W	R/W	L/S	L/S	No	No	No
Camila Becerra	0	406	430	412	248	310	L/R/W	L	S/R/W	No	No	No
Adilene Barba	0	358	393	342	280	275 S	L	L/R/W	S	No	No	No
Stephanie Avila	0	401	380	436	344	342	L/R/W	L	S	No	No	No
Delany Avila	0	385	380	412	280	310	L/R/W	L/R/W	S	No	No	No
Brianna Avila	0	360	406	330	291	299 S	L/R/W	L/R/W	S	No	No	No

Parents Speak language at home

Parents help students at home

Parent education

Parent stay home/working

Pre-School program

Parent reading to child

Parent writing with child

Parent speaking to child

CELDT/2016	Grade Overall	Listening	Speaking	Reading	Writing	Beginning	Early Inter	Intermed	Early Ad	Advance	Reclassified
Marissa Mendoza	8	539	494	512	578	574	L	S/R	W		No
Samantha Madrigal	8	611	625	618	619	585			L/R/W	S	Yes
Noel Cisneros	8	431	445	390	475	416 S/R/W	L				No
Marisol Saavedra	7	544	471	487	584	637	L	S	R	W	No
Katherin Raya	7	560	599	503	584	554		S	L/R/W		No
Daniel Hernandez	7	521	514	521	552	499	W	L/S/R			No
Jimena Casillas	7	561	534	580	584	546		L/W	S/R		No
Moncerrat Becerra	7	529	514	521	530	554		L/S/R/W			No
Leonel Torres	6	550	599	487	584	530		S/W	L/R		No
Anahi Talavera	6	501	514	503	490	499	R/W	L/S			No
Manuel Serrano	6	512	534	495	530	491	W	L/S/R			No
Moncerrat Ramos	6	495	494	453	503	530	L/S/R	W			No
Raul Penaloza	6	488	494	503	420	538 R		L/S/W			No
Alan Manjarrez	6	526	599	495	503	507	R	W/S	L		No
Estefani Maciel	6	424	410	453	320	515 L/R	S	W			no
Daniel Garcia	6	520	555	479	503	546	R	L/S/W			No
Javier Flores	6	505	534	495	530	464	W	L/S/R			No
Yair Aldaco	6	471	494	462	455	473 R	L/S/R				No
Armando Aldaco	6	480	514	470	455	483 R	W	L/S		W	No
Ivan Silva	5	505	444	506	481	591	L/S	S			No
Fatima Silva	5	524	541	513	532	513		R/W	L/S		No
Jovani Sierra	5	503	541	522	481	470	R/W		L/S		No
Citlali Saavedra	5	519	541	513	527	498		R/W	L/S		No
Irene Madrigal	5	524	563	531	499	506	R	W	L/S		No
Kevin Correa	5	499	399	542	527	530 L		R/W	S		No
Anthony Sandovl	4	544	563	513	527	574		R	L/S/W		Yes
Adrian Sanchez	4	469	521	492	375	491 R		S/W	L		No
Flor Salcedo	4	510	484	513	505	539		L/R/W	S		No
Ricardo Ramos	4	508	541	506	481	506	R	W	L/S		No
Abril Gonzalez	4	486	521	474	474	477	R/W	S	L		No
Danna Cisneros	4	325	399	319	280	305 L/S/R/W					No
Guillan Castro	4	535	541	486	564	549		S/W	L/R		No
Hector Avila	4	515	502	522	499	539		L/R/W	S		No

Gilberto Avila	4	541	563	576	488	539	R	W	L	S	No
Briana Aldaco	4	541	589	556	499	521		R/W	L/S/W	L/S	No
Jonathan Zamora	4	521	521	499	527	539		R			Yes
Abydairi Serrano	3	427	484	468	280	477 R	W	L/S			No
Alexander Sanchez	3	458	423	468	413	531 R	L	S/W			No
Fernando Rodriguez	3	516	502	492	510	561		R	L/S/W		Yes
Juna Rivera	3	454	563	480	375	401 R/W		S		L	No
Danya Manjarrez	3	482	423	499	494	513	L	R/W	S		No
Karina Maciel	3	523	589	542	466	498	R	W		L/S	No
Valerie Lima	3	521	563	522	481	521	R	W	L/S		No
Kayla Carranza	3	473	464	480	466	484	R	L/SW			No
Leonel Herrera	3	524	541	499	527	530		R/W	L/S		No
Edgar Carreno	3	506	521	462	494	549		S/R	L/W		No
Ayleen Avila	3	512	464	486	527	574		L/R	S	W	No
Hector Torres	2	465	509	552	408	393 R/W		S	L	S	No
Jose Herrera	2	392	363	442	321	444 L/R/	W				No
Estefani Govea	2	384	467	442	408	220 W/R		L/S			No
Denise Avila	2	418	480	479	321	393 R/W			L/S		No
Fernando Torres	1	461	467	479	356	353 R/W			L/S		No
Valeria Sierra	1	495	509	522	409	220 W		R	L/S		No
Nicolas Ramos	1	384	380	399	331	342 R/W	L/S				No
Ashlie Martinez	1	461	467	479	368	342 W	R		L/S		No
Bryana Manjarrez	1	467	467	471	488	419		W	L/S/R		No
Iris Maciel	1	472	494	463	409	431		R/W	L/S		No
Jesus Garcia	1	457	442	490	368	396		L	S		No
Jacklyn Cruz	1	382	363	418	291	320 R/W	L	S			No
Lovely Correa	1	387	442	353	233	353 R/W	S	L			No
Cesar Chavez	1	444	430	479	331	385 R	W	L	S		No
Luz Avila	1	496	509	503	427	385	W	R	S	L	No
Bryan Anguiano	1	453	454	463	427	385	W	L/R	S		No
Magarita SantaCruz	1	391	430	362	331	363 S		L/R/W			No
Emilio Avila	1	458	467	449	488	431		S	L/W	R	No
Arcely Zacarias	0	397	406	399	318	396		R	W		No
Jose Temoxtle	0	376	338	442	233	275 L		S			No

Anthony Saldivar	0	404	454	378	270	331	S/R	W	L	No
Genaro Salas	0	184	220	140	220	220 L/S/R/W				No
Kimberly Rodriguez	0	368	393	362	318	262	L/S/W		R	No
Benjamin Paniagua	0	372	363	399	291	310	L/S/R/W			No
Andrea Morales	0	393	393	406	331	353	L	S/R/W		No
Alondra Leon	0	445	454	463	318	331		L/S/R/W		No
Hector Jimenez	0	403	406	442	220	220 R/W	L	S		No
Daniel Gonzalez	0	374	393	386	233	247 W	L/S/R			No
Camila Becerra	0	406	430	412	248	310	R/W	L/S		No
Adilene Barba	0	358	393	342	280	275 S	L/R/W			No
Stephanie Avila	0	401	380	436	344	342	L	S/R/W		No
Delany Avila	0	385	380	412	280	310	L/R/W	S		No
Brianna Avila	0	360	406	330	291	299 S	L/R/W			No

NOTICE OF SALARY FOR CLASSIFIED EMPLOYEES
CURRENT CONTRACT

17-18
18-19
19-20
20-21
21-22

180 School Days5/1/1995Vacation (10)Jul 1991 Jul

Revised January 2008

performed using the following steps:

21.00 Case Study

[illegible]Annual Base Salary & Employer Paid:

.....

2025 RELEASE UNDER E.O. 14176

DUCOR UNION ELEMENTARY SCHOOL DISTRICT

NOTICE OF SALARY FOR CLASSIFIED EMPLOYEES

Full Time 16-17
 Employee: Open School Year: 2017-2018
 Job Assignme Food Service Manager Step N/A

180 School Days

150 Total Work Days

x 6.00 Hours Authorized daily

1,080 Total Hours Which Earn Vacation

* 60.00 Earned Vacation Hours (10 days x 6 hrs/day)

- 66.00 Paid Holiday Hours (11 days x 6 hrs/day)

1,206 Total Paid Hours

x 19.16 Hourly Rate

23,106.96 Annual Salary

+ 10 Months Worked

2,310.70 MONTHLY PAY

* 0.00 Additional pay

2,310.70 Gross Salary by Month

Annual Base Salary 3% Step Difference	
HRLY	Annual Base
\$19.16	\$ 23,106.96
\$19.73	\$ 23,794.38
\$20.32	\$ 24,505.92
\$20.93	\$ 25,241.58
\$21.56	\$ 26,001.36
\$22.21	\$ 26,785.26
\$22.88	\$ 27,593.28
\$23.57	\$ 28,425.42
\$24.28	\$ 29,281.68
\$25.01	\$ 30,162.06

Annual Base Salary & Employer Paid Benefits (Including H&W)	
Salary	
\$ 29,093.95	
\$ 29,959.48	
\$ 30,855.38	
\$ 31,781.55	
\$ 32,738.29	
\$ 33,725.29	
\$ 34,742.67	
\$ 35,790.42	
\$ 36,868.53	
\$ 37,977.02	

Annual Employer Paid Benefits							Total Annual Employer Paid Benefits
Salary	PERS (15.8%)	FICA	SUI	MEDICARE	WORKERS COMP	H & W	
\$ 23,106.96	\$ 3,650.90	\$ 1,432.63	\$ 11.55	\$ 335.05	\$ 556.85		\$ 5,986.99
\$ 23,794.38	\$ 3,759.51	\$ 1,475.25	\$ 11.90	\$ 345.02	\$ 573.42		\$ 6,153.10
\$ 24,505.92	\$ 3,871.94	\$ 1,519.37	\$ 12.25	\$ 355.34	\$ 590.57		\$ 6,349.46
\$ 25,241.58	\$ 3,988.17	\$ 1,564.98	\$ 12.62	\$ 366.00	\$ 608.30		\$ 6,540.07
\$ 26,001.36	\$ 4,108.21	\$ 1,612.08	\$ 13.00	\$ 377.02	\$ 626.61		\$ 6,736.93
\$ 26,785.26	\$ 4,232.07	\$ 1,660.69	\$ 13.39	\$ 388.39	\$ 645.50		\$ 6,940.03
\$ 27,593.28	\$ 4,359.74	\$ 1,710.78	\$ 13.80	\$ 400.10	\$ 664.97		\$ 7,149.39
\$ 28,425.42	\$ 4,491.22	\$ 1,762.38	\$ 14.21	\$ 412.17	\$ 685.02		\$ 7,365.00
\$ 29,281.68	\$ 4,626.51	\$ 1,815.46	\$ 14.64	\$ 424.88	\$ 705.66		\$ 7,586.85
\$ 30,162.06	\$ 4,765.61	\$ 1,870.05	\$ 15.08	\$ 437.35	\$ 726.88		\$ 7,814.96

DUCOR UNION ELEMENTARY SCHOOL DISTRICT

NOTICE OF SALARY FOR CLASSIFIED EMPLOYEES

Employee: Open Full Time 17-18 School Year: 2017-2018

Job Assignme Food Service Manager Step N/A

180 School Days

180 Total Work Days

x 8.00 Hours Authorized Daily

1,440 Total Hours Which Earn Vacation

80.00 Earned Vacation Hours (10 days x 8 hrs/day)

88.00 Paid Holiday Hours (11 days x 8 hrs/day)

1,608 Total Paid Hours

x 19.16 Hourly Rate

30,809.28 Annual Salary

x 10 Months Worked

3,080.93 MONTHLY PAY

0.00 Additional pay

3,080.93 Gross Salary by Month

Annual Base Salary	
HRLY	Annual Base
\$19.16	\$ 30,809.28
\$19.73	\$ 31,725.84
\$20.32	\$ 32,674.56
\$20.93	\$ 33,655.44
\$21.56	\$ 34,668.48
\$22.21	\$ 35,713.68
\$22.88	\$ 36,791.04
\$23.57	\$ 37,900.56
\$24.28	\$ 39,042.24
\$25.01	\$ 40,216.08

Annual Base Salary & Employer Paid Benefits (Excluding H&W)	
Salary	
\$ 51,900.93	
\$ 53,054.57	
\$ 54,249.51	
\$ 55,484.53	
\$ 56,760.05	
\$ 58,076.06	
\$ 59,432.56	
\$ 60,829.56	
\$ 62,267.05	
\$ 63,745.03	

Annual Employer Paid Benefits							Total Annual Employer Paid Benefits
Salary	PERS (15.8%)	FICA	SUI	MEDICARE	WORKERS COMP	H & W	
\$ 30,809.28	\$ 4,867.87	\$ 1,910.18	\$ 15.40	\$ 446.73	\$ 742.47	\$ 13,109.00	\$ 21,091.65
\$ 31,725.84	\$ 5,012.68	\$ 1,967.00	\$ 15.86	\$ 460.02	\$ 764.56	\$ 13,109.00	\$ 21,329.13
\$ 32,674.56	\$ 5,162.58	\$ 2,025.82	\$ 16.34	\$ 473.78	\$ 787.42	\$ 13,109.00	\$ 21,574.95
\$ 33,655.44	\$ 5,317.56	\$ 2,086.64	\$ 16.83	\$ 488.00	\$ 811.06	\$ 13,109.00	\$ 21,829.09
\$ 34,668.48	\$ 5,477.62	\$ 2,149.45	\$ 17.33	\$ 502.69	\$ 835.48	\$ 13,109.00	\$ 22,091.57
\$ 35,713.68	\$ 5,642.76	\$ 2,214.25	\$ 17.86	\$ 517.85	\$ 860.66	\$ 13,109.00	\$ 22,362.38
\$ 36,791.04	\$ 5,812.98	\$ 2,281.04	\$ 18.40	\$ 533.47	\$ 886.63	\$ 13,109.00	\$ 22,641.52
\$ 37,900.56	\$ 5,988.29	\$ 2,349.83	\$ 18.95	\$ 549.56	\$ 913.37	\$ 13,109.00	\$ 22,929.00
\$ 39,042.24	\$ 6,168.67	\$ 2,420.62	\$ 19.52	\$ 566.11	\$ 940.88	\$ 13,109.00	\$ 23,224.81
\$ 40,216.08	\$ 6,354.14	\$ 2,493.40	\$ 20.11	\$ 583.13	\$ 969.17	\$ 13,109.00	\$ 23,528.95

H&W
Current Classified: \$12,893.00
17-18 \$13,109.00
Employee Pays Additional \$1000.00

DUCOR UNION ELEMENTARY SCHOOL DISTRICT
NOTICE OF SALARY FOR CERTIFICATED EMPLOYEES

Employee: Open 17-18 School Year: 2017-2018
Job Assignme Counselor Step N/A

180 School Days

180 Total Work Days

x 8.00 Hours Authorized Daily

1,440 Total Hours Which Earn Vacation

1,440 Total Paid Hours

x 31.75 Hourly Rate

45,716.00 Annual Salary

x 10 Months Worked

4,571.60 MONTHLY PAY

x 0.00 Additional pay

4,571.60 Gross Salary by Month

Annual Base Salary	
HRLY	Cent. Salary Sch. Column 2
\$31.75	\$ 45,716.00
\$32.69	\$ 47,078.00
\$33.67	\$ 48,480.00
\$34.67	\$ 49,925.00
\$35.70	\$ 51,412.00
\$36.77	\$ 52,946.00
\$37.86	\$ 54,521.00
\$38.99	\$ 56,149.00
\$40.15	\$ 57,821.00
\$41.35	\$ 59,544.00

Annual Base Salary & Employer Paid Benefits (Combined Salary)	
\$	70,146.67
\$	71,758.46
\$	73,417.58
\$	75,127.60
\$	76,887.31
\$	78,702.64
\$	80,566.50
\$	82,493.07
\$	84,471.71
\$	86,510.71

Annual Employer Paid Benefits							Total Annual Employer-Paid Benefits
Salary	STRS	FICA	SUI	MEDICARE	WORKERS COMP	H & W	
\$ 45,716.00	\$ 6,596.82		\$ 22.86	\$ 662.88	\$ 1,101.71	\$ 16,046.40	\$ 24,430.67
\$ 47,078.00	\$ 6,793.36		\$ 23.54	\$ 682.63	\$ 1,134.53	\$ 16,046.40	\$ 24,680.46
\$ 48,480.00	\$ 6,995.66		\$ 24.24	\$ 702.96	\$ 1,168.32	\$ 16,046.40	\$ 24,937.58
\$ 49,925.00	\$ 7,204.18		\$ 24.96	\$ 723.91	\$ 1,203.14	\$ 16,046.40	\$ 25,202.60
\$ 51,412.00	\$ 7,418.75		\$ 25.71	\$ 745.47	\$ 1,238.98	\$ 16,046.40	\$ 25,475.31
\$ 52,946.00	\$ 7,640.11		\$ 26.47	\$ 767.72	\$ 1,275.95	\$ 16,046.40	\$ 25,756.64
\$ 54,521.00	\$ 7,867.38		\$ 27.26	\$ 790.85	\$ 1,313.90	\$ 16,046.40	\$ 26,048.50
\$ 56,149.00	\$ 8,102.30		\$ 28.07	\$ 814.16	\$ 1,353.13	\$ 16,046.40	\$ 26,344.07
\$ 57,821.00	\$ 8,343.57		\$ 28.91	\$ 838.40	\$ 1,393.43	\$ 16,046.40	\$ 26,650.71
\$ 59,544.00	\$ 8,592.20		\$ 29.77	\$ 863.59	\$ 1,434.95	\$ 16,046.40	\$ 26,966.71

*H & W 17-18
\$16,046.40

Employee:	Bus Driver	Current Contract (Normal)	School Year:	17/18-21/22
Job Assignments	Part Time Bus Driver	Step	1	
180	School Days			

Annual Rate Set by AEP Employees Paid Benefit (Including AF&W)	\$	10,480.66
	\$	10,906.69
	\$	11,340.48
	\$	11,797.82
	\$	12,262.29
	\$	-
	\$	-
	\$	-
	\$	-
	\$	-

Annual Base Salary		
HRLY	Annual Base	
\$13.53	\$ 9,518.36	
\$14.08	\$ 9,905.28	
\$14.64	\$ 10,292.24	
\$15.23	\$ 10,774.31	
\$15.83	\$ 11,136.41	

x	3.50	Hours Authorized Daily
<hr/>		
	630.00	Total Hours Which Earn Vacation
+	35.00	Earned Vacation Hours (10 days x 3.5 hrs./day)
+	38.50	Paid Holiday Hours (11 days x 3.5 hrs./day)
<hr/>		
	703.50	Total Paid Hours
<hr/>		
x	13.53	Hourly Rate
<hr/>		
	9,518.36	Annual Salary
<hr/>		
+	10	Months Worked
<hr/>		
	951.84	MONTHLY PAY
<hr/>		
+	0.00	Additional pay
<hr/>		
	951.84	Gross Salary by Month

[illegible]



State of California • Edmund G. Brown Jr., Governor
State and Consumer Services Agency

DGS DEPARTMENT OF GENERAL SERVICES

Division of the State Architect - Sacramento Office

12/5/2014 - APPROVAL OF PLAN(S)

Isidro Rodriguez
DUCOR UNION ELEMENTARY SCHOOL DISTRICT
23761 Avenue 56
DUCOR, 93218

Project: Ducor Elementary School (Ducor Union School District)
Total Scope of Project: Construction of 1-Classroom Building (Relocatable), 1-Water Tank, Additions to 1-Kitchen / Multi-purpose Building
Increment #: 0
Application #: 02-113366
File #: 54-23

Drawings and specifications for the subject project have been examined and stamped by the Division of the State Architect (DSA) for identification on 12/5/2014. This letter constitutes the "written approval of the plans as to safety of design and construction" required before letting any contract for construction, and applies only to the work shown on these drawings and specifications. The date of this letter is the DSA approval date.

Approval is limited to the particular location shown on the drawings and is conditioned on construction starting within one year from the stamped date. The inspector must be approved and the contract information, including the construction start date, must be given to DSA prior to start of construction.

DSA does not review drawings and specifications for compliance with Parts 3 (California Electrical Code), 4 (California Mechanical Code), and 5 (California Plumbing Code) of Title 24. It is the responsibility of the professional consultants named on the application to verify this compliance.

Please refer only to the boxes checked below which indicate applicable conditions specific to this project:

- ☒ Buildings constructed in accordance with approved drawings and specifications will meet minimum required standard given in Title 24, California Code of Regulations, for structural, and fire and life safety.
- ☐ Due to the nature of the building(s), certain precautions considered necessary to assure long service have not been required. In the condition as built, the building(s) will meet minimum required standards for structural, and fire and life safety. The owner must observe and correct deterioration in the building in order to maintain it in a safe condition.
- ☐ Your attention is drawn to the fact that this application was submitted under the provisions of Sections 39140/81130 of the Education Code which permit repairs or replacement of a fire damaged building to be made in accordance with the drawings and specifications previously approved by this office. The drawings and specifications approved for the reconstruction of this building conform to the drawings and specifications approved under application # _____.
- ☐ These drawings and specifications meet the rules, regulations, and building standards in effect at the time of the original approval and do not necessarily comply with rules, regulations, or building standards currently in effect.
- ☐ Due to the nature of the poles, certain precautions considered necessary to assure long service have not been insisted upon. In their condition as built, they will meet minimum required safety standards; however, your attention is directed to the comparatively short life of wood poles. It will be the responsibility of the owner to maintain them in a safe condition.

Application #: 02-113366


File #: 54-23

- ☐ Bleachers or grandstands constructed in accordance with approved drawings and specifications will meet minimum required standards for structural, and fire and life safety. The owner should provide for and require periodic safety inspections throughout the period of use to ensure framing and other parts have not been damaged or removed. On bleachers or grandstands having bolts, locking or safety devices, the owner shall require that all such components be properly tightened or locked prior to each use.
- ☐ This approval is for the part shown only since the drawings and specifications for the proposed work include only the portion of the building to be partially constructed on the subject site. It is understood that a separate application will be subsequently filed, together with drawings and specifications showing a plot plan and details of work necessary for completion. A contract for completion shall not be let before the written approval of such drawings has been obtained from the Department of General Services.
- ☐ The building(s) was designed to support a snow load of 0 pounds per square foot of roof area. Snow removal must be considered if the amount of snow exceeds that for which the building(s) was designed.
- ☒ This constitutes the written approval certifying that the drawings and specifications are in compliance with State regulations for the accommodation of the disabled which are required before letting any contract for construction. (See Section 4454, Government Code.)
- ☐ Your application for the construction of a relocatable building submitted under the provisions of Section 17293 of the Education Code is hereby approved. This approval certifies that the drawings and specifications are in compliance with state regulations for accommodation of the disabled, structural safety, and fire and life safety. This approval applies only to the drawings and specifications for the foundation system, anchorage of the overhead nonstructural elements, and site work related to this project. Documentation has been received indicating that the building was constructed after December 19, 1979, and bears a commercial coach insignia of approval from the Department of Housing and Community Development (HCD). Confirmation that the construction of the HCD building conforms to the appropriate state regulations is done by others. (See Section 17307, Education Code and Section 4454, Government Code.)
- ☐ Deferred Approval(s) Items:

This Project has been classified as **Class 1 & RBIP**. An Inspector who is certified by DSA to inspect this class of project must be approved by DSA prior to start of construction.

Please refer to the above application number in all correspondence, reports, etc., in connection with this project.

Sincerely,



Digitally signed by Dan Levernier
DN: cn=Dan Levernier, o=DSA,
ou=Sacramento Regional,
email=dan.levernier@dgs.ca.gov,
c=US
Date: 2014.12.11 12:55:13 -08'00'

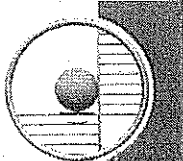
for Chester "Chet" Widom, FAIA
State Architect

Approval Extension Date 12/5/2016
Construction To Commence Within One Year
From Above Date


Chester "Chet" Widom, FAIA
State Architect

☒ 1st Extension
☒ 2nd Extension
☐ Final Extension

cc:
Architect



integrated designs

by SOMAM, Inc.

ARCHITECTURE • ENGINEERING • INTERIOR DESIGN • PROJECT MANAGEMENT

March 15, 2017

MARK Y. OBA
Architect

PETER MOGENSEN
Architect

SHARON E. ASHIDA, CID
Interior Designer

CURTIS PLYNN, AIA
Architect

LISA LUM, PE
Mechanical Engineer

MARK HAROLD
Architect

CYNTHIA ZAMORA
Civil Engineer

Dan Levernier, Regional Manager
DSA Sacramento
1102 Q Street, Suite 5200
Sacramento, California 95811

Project No. 5053
DSA File No. 54-28
DSA App. No. 02-113366

3/16/17
Stella-
Please extend
Dan

Project: Ducor Elementary School
Construction of 1- Classroom Building (Relocatable), 1-Water Tank,
Additions to 1-Kitchen / Multi-purpose Building

Subject: 4 Year Extension Request


Dear Mr. Levernier:

Our office is in need of an extension for the above referenced project. The original plan approval was on 12/5/2014 (per attached).

Please process this request and e-mail to my attention at: jsue@somam.com.

Should you have any questions, please do not hesitate to contact our office.
Thank you.

Sincerely,
Integrated Designs by SOMAM, Inc.


Jene M. Hill
Administrative Assistant

6011 N. Fresno St., Suite 130 • Fresno, California 93710
Phone: (559) 436-0881 • Fax: (559) 436-0887
E-Mail: design@somam.com • Website: www.integrateddesigns.com

SUMMER NIGHT LIGHTS 2017 Pre-Planning Guide

3.10

Please submit to SFerrero@co.tulare.ca.us by April 13th if you are planning on participating in SNL 2017. For any questions, please contact Samantha at (559) 636-5000.

Thank you for your interest in Step Up's Summer Night Lights program for Summer 2017. Summer Night Lights offers communities throughout Tulare County the opportunity to host events for youth to attend during the summer months. Step Up will fund a minimum of four and a maximum of six nights to take place during the months of June, July, and August. Each night will be funded \$650.00. Additionally, Step Up also will help communities host up to two swim nights for the youth by covering the pool rental fees. Please keep in mind that this year we will be requiring backup for all expenses. Please save receipts of all purchases to turn in with your report at the end of the Summer Night Lights program.

Community: Ducor Union Elementary School

Primary Contact person: Isidro Rodriguez

Contact phone number: 534-2261

E-mail: irodriguez@ducorschool.com

	Date	Location	Time	Hosting Organization	Activities planned
Night 1	June 7	Ducor School	6-9 pm		BBQ Bounce House Music
Night 2	June 21	Ducor School	6-9 pm		BBQ Bounce House Music
Night 3	July 5	Ducor School	6-9 pm		BBQ Bounce House Music
Night 4	July 19	Ducor School	6-9 pm		BBQ Bounce House Music
Night 5					
Night 6					

*Please keep Step Up Staff informed of any changes to time, date, or location of event if varies from above information.

SWIM NIGHTS

Step Up will cover the cost of the pool rental fees for communities to host two swim nights. We are limiting swim nights to two nights. Please describe the time, date, and location of any planned swim nights

DATE	TIME	LOCATION OF POOL	POOL RENTAL FEE
July 26	6-8 pm	Earlimart School	
August 2	6-8 pm	Earlimart School	

SUMMER NIGHT LIGHTS 2017 Pre-Planning Guide

ANTICIPATED EXPENSES

Note: this is an estimated amount. We will be requesting back up documentation in the form of receipts following each event. Please note: if there is an excess of \$100 remaining after the money is provided, the County of Tulare will expect reimbursement of unused funds.

	Food	Entertainment	Raffle Prizes
Night 1	\$375	\$275	
Night 2	\$375	\$275	
Night 3	\$375	\$275	
Night 4	\$375	\$275	
Night 5			
Night 6			

Would you like 2 Summer Youth helpers? NO

If so, do you have a consistent site supervisor available? Please provide their name and contact information:

CALENDAR of events for this week:

April:

19-Kinder Registration

20-Field Trip-John's Incredible Pizza, Bakersfield

21-K-3 Track Day

21-motivated speaker for grades 4-8; PC professor Jonathan Hernandez

21-Baseball game away @ Hope

24-Field Trip Roller Towne, Visalia

26-Classified Staff workshop Visalia

26-Career Day grades 6-8 only: CHP helicopter, classes can visit after brunch

- 11:30-11:45 Grades K-3
- 11:45-12:00 Grades 4 and 5
- Helicopter will be leaving at 12 pm, maybe.
- Lunch for all participants that attended

27-Field Trip 4th grade

28-Baseball Game Home vs Columbine

CALENDAR of events for this week:

April:

19-Kinder Registration

20-Field Trip-John's Incredible Pizza, Bakersfield

21-K-3 Track Day

21-motivated speaker for grades 4-8; PC professor Jonathan Hernandez

21-Baseball game away @ Hope

24-Field Trip Roller Towne, Visalia

26-Classified Staff workshop Visalia

26-Career Day grades 6-8 only: CHP helicopter, classes can visit after brunch

- 11:30-11:45 Grades K-3
- 11:45-12:00 Grades 4 and 5
- Helicopter will be leaving at 12 pm, maybe.
- Lunch for all participants that attended

27-Field Trip 4th grade

28-Baseball Game Home vs Columbine

CALENDAR of events for this week:

April:

19-Kinder Registration

20-Field Trip-John's Incredible Pizza, Bakersfield

21-K-3 Track Day

21-motivated speaker for grades 4-8; PC professor Jonathan Hernandez

21-Baseball game away @ Hope

24-Field Trip Roller Towne, Visalia

26-Classified Staff workshop Visalia

26-Career Day grades 6-8 only: CHP helicopter, classes can visit after brunch

- 11:30-11:45 Grades K-3
- 11:45-12:00 Grades 4 and 5
- Helicopter will be leaving at 12 pm, maybe.
- Lunch for all participants that attended

27-Field Trip 4th grade

28-Baseball Game Home vs Columbine

CALENDAR of events for this week:

April:

19-Kinder Registration

20-Field Trip-John's Incredible Pizza, Bakersfield

21-K-3 Track Day

21-motivated speaker for grades 4-8; PC professor Jonathan Hernandez

21-Baseball game away @ Hope

24-Field Trip Roller Towne, Visalia

26-Classified Staff workshop Visalia

26-Career Day grades 6-8 only: CHP helicopter, classes can visit after brunch

- 11:30-11:45 Grades K-3
- 11:45-12:00 Grades 4 and 5
- Helicopter will be leaving at 12 pm, maybe.
- Lunch for all participants that attended

27-Field Trip 4th grade

28-Baseball Game Home vs Columbine

CALENDAR of events for this week:

April:

19-Kinder Registration

20-Field Trip-John's Incredible Pizza, Bakersfield

21-K-3 Track Day

21-motivated speaker for grades 4-8; PC professor Jonathan Hernandez

21-Baseball game away @ Hope

24-Field Trip Roller Towne, Visalia

26-Classified Staff workshop Visalia

26-Career Day grades 6-8 only: CHP helicopter, classes can visit after brunch

- 11:30-11:45 Grades K-3
- 11:45-12:00 Grades 4 and 5
- Helicopter will be leaving at 12 pm, maybe.
- Lunch for all participants that attended

27-Field Trip 4th grade

28-Baseball Game Home vs Columbine

CALENDAR of events for this week:

April:

19-Kinder Registration

20-Field Trip-John's Incredible Pizza, Bakersfield

21-K-3 Track Day

21-motivated speaker for grades 4-8; PC professor Jonathan Hernandez

21-Baseball game away @ Hope

24-Field Trip Roller Towne, Visalia

26-Classified Staff workshop Visalia

26-Career Day grades 6-8 only: CHP helicopter, classes can visit after brunch

- 11:30-11:45 Grades K-3
- 11:45-12:00 Grades 4 and 5
- Helicopter will be leaving at 12 pm, maybe.
- Lunch for all participants that attended

27-Field Trip 4th grade

28-Baseball Game Home vs Columbine