



## PARENT SURVEY SUMMARY

### Campbellsport School District

325	27%	Winter 2023	-
<b>Respondents</b>	<b>Response Rate</b>	<b>Survey Start Date</b>	<b>Previous Survey Date</b>

#### INDEX SCORES

The following indexes are designed to provide educational leaders with a snapshot of survey results. Key questions within the survey are used to build each index score. The score is the average (on a five-point scale) and is used to calculate year-over-year change and comparisons with other schools.

#### RESPONSE SCALE






Scores are calculated based on the following:

Strongly Agree = 5

Disagree = 2

Agree = 4

Strongly Disagree = 1

INDEX	CURRENT SCORE	PREVIOUS SCORE	% CHANGE	COMPARISON
 <b>INFORMED</b> I am kept up to date on my child's progress and what's happening at school.	3.80	-	-	23 <sup>rd</sup>
 <b>INCLUDED</b> I am welcomed, respected, and part of the school community.	3.67	-	-	19 <sup>th</sup>
 <b>EDUCATIONAL EXCELLENCE</b> My child's school is effective in helping them learn, develop, and succeed.	3.72	-	-	30 <sup>th</sup>
 <b>ATMOSPHERE</b> My child feels safe and supported at school.	3.83	-	-	17 <sup>th</sup>
 <b>EXPERIENCE</b> My family is accepted, respected, and supported at school.	3.81	-	-	21 <sup>st</sup>

**INDIVIDUAL ITEM ANALYSIS** The table below identifies the top three and bottom three survey items.

STRENGTHS	CURRENT SCORE	PREVIOUS SCORE	% CHANGE	COMPARISON
The school teaches with materials that reflect my family's cultural and racial backgrounds.	3.90	-	-	57 <sup>th</sup>
School facilities are clean and well-kept.	4.25	-	-	39 <sup>th</sup>
The District is heading in the right direction.	3.49	-	-	39 <sup>th</sup>

AREAS FOR IMPROVEMENT	CURRENT SCORE	PREVIOUS SCORE	% CHANGE	COMPARISON
Most days, my child enjoys going to school.	3.77	-	-	9 <sup>th</sup>
My child gets help when they need it.	3.69	-	-	9 <sup>th</sup>
I have at least one school staff member I feel comfortable contacting when I have an idea or concern.	3.77	-	-	5 <sup>th</sup>

## OVERALL SATISFACTION

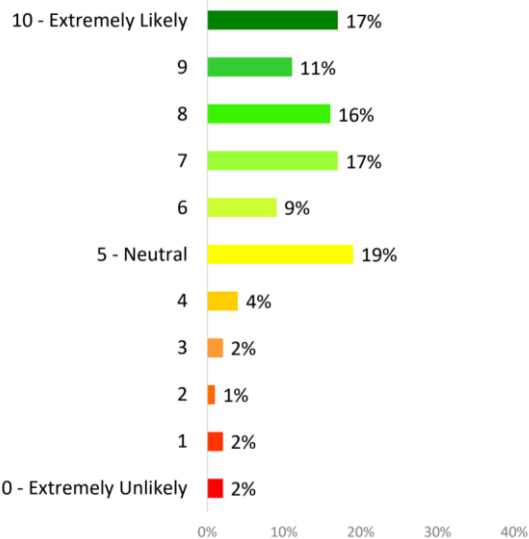
The survey asked a summative question based on a ten-point scale.

**On a scale of 0 – 10, how likely would you be to recommend our school(s) to a friend or family member?**

District Average: 6.88

Comparison Average 7.44

Comparison Percentile 25<sup>th</sup>



SCHOOL	CURRENT SCORE	PREVIOUS SCORE	% CHANGE	COMPARISON
Campbellsport School District	6.88	-	-	25 <sup>th</sup>
Eden Elementary School	7.81	-	-	50 <sup>th</sup>
Campbellsport Middle School	6.79	-	-	37 <sup>th</sup>
Campbellsport Elementary School	7.12	-	-	21 <sup>st</sup>
Campbellsport High School	6.17	-	-	19 <sup>th</sup>



Now that you better understand the key issues, it's time to act. The next step is developing and sharing your plan of action.

If you need help making sense of these results and/or gathering the perceptions data from your other stakeholders, please call 262.644.4300 or email [help@schoolperceptions.com](mailto:help@schoolperceptions.com).

Remember, before you can solve any problem, you must first define it.

**SCH%L**  
PERCEPTIONS  
*Measuring what matters*

262.644.4300 | [schoolperceptions.com](http://schoolperceptions.com)

