



AMI PACKET
(Alternate Methods of Instruction)

Grade 2

Mrs. Boone
Mrs. J. Brown
Mrs. Martin
Ms. Sumpter

Student's Name

Day 2

2019-2020 School Year

Parent Note:

All activities are due within 5 school days from the day school resumes.
Each day of activities will count for attendance during a missed AMI day.
Grades will be assigned for activities. Failure to complete activities will result in a zero.

READ THE PASSAGE Tell yourself what each paragraph is about.

Wagon Train

Long ago, before cars and airplanes, it was not easy for people to move across the country. They found a way to do it, but the trip was long and hard. They put their belongings into wagons. They packed tables, chairs, beds, and blankets. They packed food and water, too. The wagons were covered by tents. They were pulled by horses, oxen, or mules. Some people rode in the wagons. Others walked beside their wagons. Many wagons went together in a long line.

The wagons moved slowly across the land. The trail was dusty and bumpy. Sometimes the weather was hot. Sometimes it was cold and snowy. The people became very tired. They wondered if they would ever get to a new home.

Every day when the sun went down, they stopped to rest. They gave water to the animals. They formed a circle with their wagons and built a campfire in the middle. They cooked their dinners and told stories near the fire. Then they went to sleep under the starry sky.

SKILL PRACTICE Read the question. Fill in the bubble next to the correct answer.

- The passage is about people who _____.
 - sleep outside
 - have animals
 - move to a new place
 - become tired
- How do the people travel?
 - in tents
 - on trains
 - on mules
 - in wagons
- Which of these things did people not bring on their trip?
 - food
 - sleds
 - beds
 - animals
- What do the people do when it gets dark?
 - stop to rest
 - ride in the wagons
 - cook dinner for the animals
 - make circles on the ground

STRATEGY PRACTICE Think of a sentence that tells the main idea of each paragraph. Then share your sentence with a partner.

Week Two

Rewrite the sentences correctly.

Monday	<p>1. that boy taked the chair.</p> <hr/> <p>2. they is playing with a puzzle</p> <hr/>
Tuesday	<p>1. last sunday, we had a visitor.</p> <hr/> <p>2. The visitors name was jack.</p> <hr/>
Wednesday	<p>1. our techer talk abot playground rules.</p> <hr/> <p>2. John and sue were not listen.</p> <hr/>
Thursday	<p>1. me and my friend work well together.</p> <hr/> <p>2. we was very good at adding the numbers.</p> <hr/>
Friday	<p>1. linda have a letter from her friend.</p> <hr/> <p>2. Her grandmother be mrs bell.</p> <hr/>

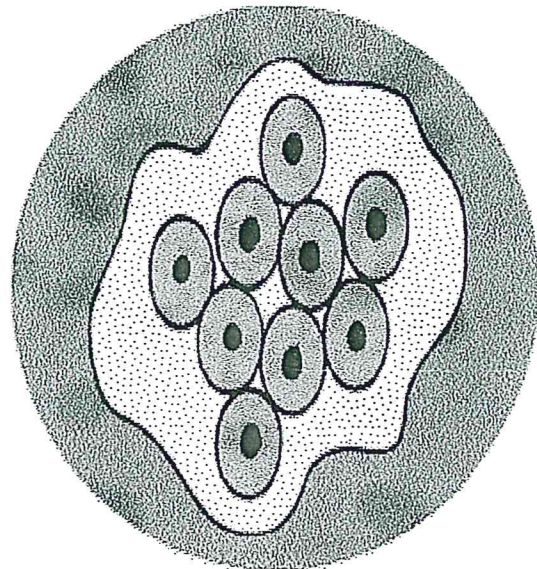



Name: _____

Life Cycle of the Frog

A frog is an amphibian. A frog is born from an egg and lives in the water as a tadpole. A tadpole has gills to breathe. Then, the tadpole grows legs and lungs and climbs up on to land to live as a frog.

Directions: Cut out the pictures of the frog's life cycle.
Paste them in order on page 2.

Complete Metamorphosis

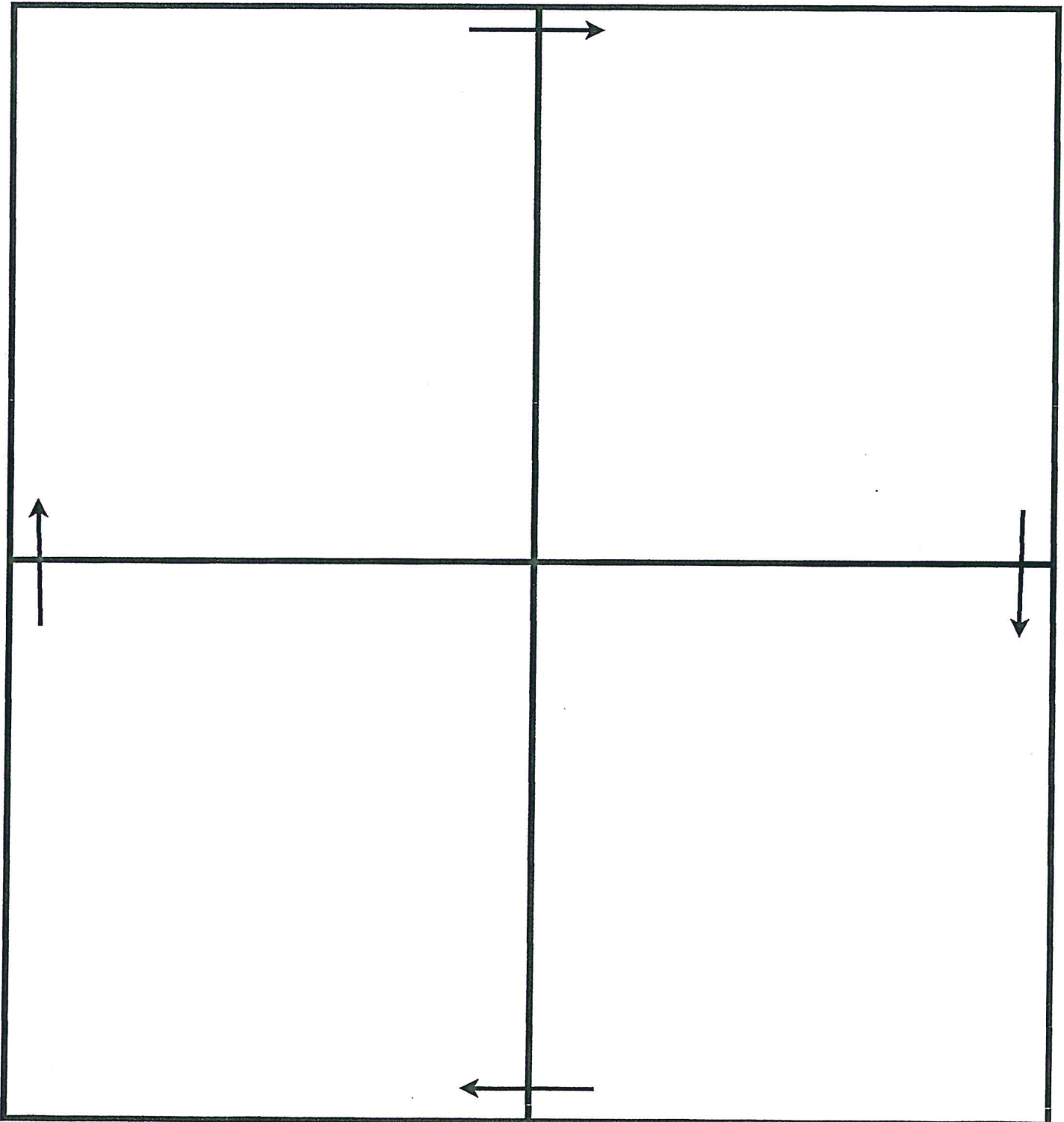


Name: _____

Life Cycle of the Frog

A frog is an amphibian. A frog is born from an egg and lives in the water as a tadpole. A tadpole has gills to breathe. Then, the tadpole grows legs and lungs and climbs up on to land to live as a frog.

Complete Metamorphosis



Math AMI

Monday:

- Skill: Word Problems
- Skill: Fact Families

Tuesday

- Add 2 Numbers p. PW5
- More 2-Digit Addition PW58

Wednesday

- Model Adding 1-Digit to 2-Digits PW54
- Skill: Skip Counting / Even and Odd Numbers

Thursday

- Skill: Subtraction-Subtracting 2 Digit Numbers
- Model 2-Digit Subtraction

Friday

- Read and Write Numbers PW104
- Lesson 11 Read and Write Three-Digit Numbers p. 111-112

Add 3 Numbers

Circle the addends you add first. Write the sum.

1.	6 2 <u>+ 9</u>	2 5 <u>+ 8</u>	6 6 <u>+ 4</u>	3 1 <u>+ 8</u>	4 7 <u>+ 2</u>	5 3 <u>+ 5</u>
----	----------------------	----------------------	----------------------	----------------------	----------------------	----------------------

2.	3 1 <u>+ 3</u>	1 6 <u>+ 9</u>	5 8 <u>+ 2</u>	7 5 <u>+ 5</u>	2 6 <u>+ 4</u>	4 3 <u>+ 4</u>
----	----------------------	----------------------	----------------------	----------------------	----------------------	----------------------

3.	8 2 <u>+ 9</u>	5 4 <u>+ 4</u>	7 6 <u>+ 4</u>	4 1 <u>+ 4</u>	9 1 <u>+ 5</u>	2 6 <u>+ 2</u>
----	----------------------	----------------------	----------------------	----------------------	----------------------	----------------------

4.	3 4 <u>+ 1</u>	7 3 <u>+ 4</u>	9 0 <u>+ 9</u>	2 4 <u>+ 6</u>	8 3 <u>+ 2</u>	9 5 <u>+ 2</u>
----	----------------------	----------------------	----------------------	----------------------	----------------------	----------------------

Mixed Review

Solve.

5. $5 + 5 =$ _____ 6. $8 + 7 =$ _____ 7. $7 + 7 =$ _____

8. $9 + 2 =$ _____ 9. $5 + 8 =$ _____ 10. $4 + 5 =$ _____

11. $5 + 4 =$ _____ 12. $6 + 4 =$ _____ 13. $6 + 6 =$ _____

More 2-Digit Addition

Use Workmat 3 and  .
Add. Regroup if you need to.

1.

Tens	Ones
<input type="text"/>	
2	8
+ 4	5
<hr/>	<hr/>
7	3

2.

Tens	Ones
<input type="text"/>	
1	4
+ 3	6
<hr/>	<hr/>

3.

Tens	Ones
<input type="text"/>	
7	5
+ 1	6
<hr/>	<hr/>

4.

Tens	Ones
<input type="text"/>	
3	5
+ 2	6
<hr/>	<hr/>

5.

Tens	Ones
<input type="text"/>	
6	7
+ 1	9
<hr/>	<hr/>

6.

Tens	Ones
<input type="text"/>	
5	9
+ 1	8
<hr/>	<hr/>

7.

Tens	Ones
<input type="text"/>	
5	7
+ 2	2
<hr/>	<hr/>

8.

Tens	Ones
<input type="text"/>	
4	2
+ 1	9
<hr/>	<hr/>

9.

Tens	Ones
<input type="text"/>	
2	6
+ 2	6
<hr/>	<hr/>

10.

Tens	Ones
<input type="text"/>	
4	4
+ 1	7
<hr/>	<hr/>

11.

Tens	Ones
<input type="text"/>	
4	6
+ 2	5
<hr/>	<hr/>

12.

Tens	Ones
<input type="text"/>	
5	7
+ 3	8
<hr/>	<hr/>

Mixed Review

Solve.

13.	3	6	7	9	7	4
	+ 9	+ 4	+ 7	+ 8	+ 6	+ 8
	<hr/>	<hr/>	<hr/>	<hr/>	<hr/>	<hr/>