



Bald Knob High School



Bald Knob School District



LEA 7301003



State Grade



(501) 724-6464



[View Website](#)

Information


School District	Bald Knob School District - 7301000	
Grades Served	9 - 12	
Enrollment	389	
School Hours	7:50 AM - 3:05 PM	
Before School Program	✓ YES	
After School Program	✓ YES	
Weekend Program	N/A	
Summer Program	✓ YES	
Breakfast Program (No cost to students)	✓ YES	
Lunch Program (No cost to students)	N/A	
Academic Programs	Concurrent College Courses, Advanced Placement, Pre Advanced Placement	
Enrichment Programs	Gifted and Talented, Quiz Bowl, various clubs and activities	
Waivers view details	Flexible Schedule	
County	White	
Congressional District	Arkansas's 2nd Congressional District	
Co-op	Wilbur D. Mills Educ. Co-Op - 7320000	
Representatives	David Hillman - 13 Jim Wooten - 45 Craig Christiansen - 47	
Senators	Ronald Caldwell - 23 Jonathan Dismang - 28	



901 N Hickory St

View larger map

★



901 N Hickory
Bald Knob, AR 72010

Links

[Community Census Data](#)

[Labor Market Information](#)

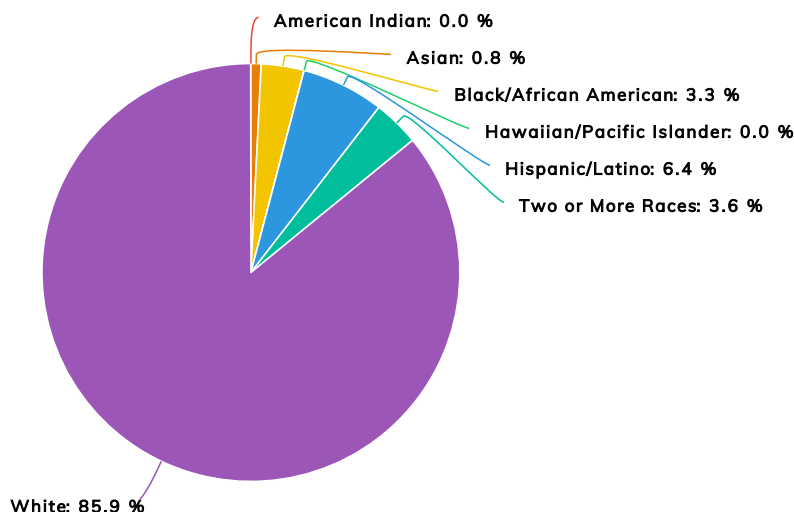


Statistics

College Going Rate	38 %
District Per Pupil Expenditures	\$9,456.12
Graduation Rate	93 %
Student to Teacher Ratio	8 : 1
Average Class Size	11

English Learners	2 %
Low Income	56 %
Average Years Teaching Experience	3.73
Students Eligible to Receive Special Education	10 %

Race/Ethnicity



2017 - 2018 • Accountability At-a-Glance • Bald Knob High School

Contact Information

Bald Knob High School | Bald Knob School District

Principal: Wesley Roberts | Superintendent: Melissa Gipson

901 N Hickory Bald Knob, AR 72010-

<http://baldknobschools.org> | (501) 724-6464

Student Information

Grades	9 - 12	Total Enrollment	389
Black	3.34 %	English Learners	1.54 %
Hispanic	6.43 %	Low-Income	55.78 %
White	85.86 %	Special Education	10.03 %

Public School Rating Score (State Accountability: A-F Letter Grade)

State Accountability		Public School Rating	C	Rating Scale	A = 73.22 and Above B = 67.96 - 73.21 C = 61.10 - 67.95 D = 52.95 - 61.09 F = 0.00 - 52.94
-----------------------------	--	-----------------------------	----------	---------------------	--

* Alternative Education (AE) program students included in attendance zone for school rating


[Learn More about Public School Rating](#)

School Performance on the ESSA School Index Score (Federal Accountability)





All Students



Graph represents where scores fall in comparison to state averages. For more information about the Every Student Succeeds Act and the ESSA School Index, visit arkansased.gov.



Note: Full color represents score

*RV = Restricted Value for sub-pops size < 10

Prepared by the Arkansas Department of Education