

Alternative Method of Instruction

Grade K

Day 2

Literacy: Find That Vowel

If your student needs help, remind him or her that the vowel between two consonants will be the short vowel sound. Say the short vowel sounds for a, e, i, o, and u with your student.

Literacy: Snowflake Syllables

The pictures represent the words: Snowglobe, scarf, gingerbread, moose, mitten, cookie, earmuffs, teddybear.

Literacy: Highlights of the Day . . .

Students will fill in the blanks to form complete sentences.

Math: Counting Sequences: Fill in the missing number

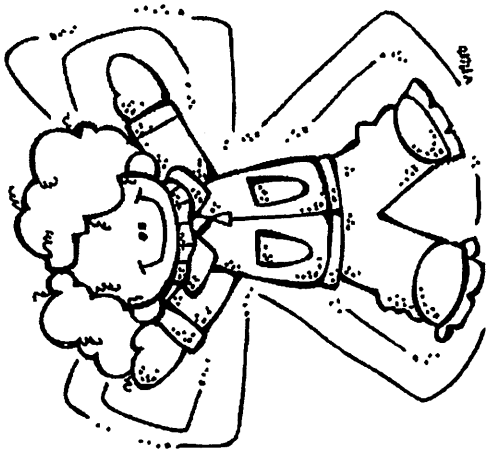



Find That Vowel!




Sound out each word to find the missing vowel.


Name: _____

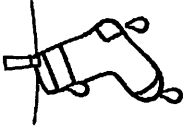
c _ t




b _ n




m _ p



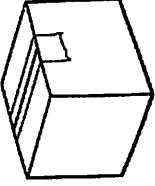
w _ t




l _ g




b _ g




b _ x




m _ d



t _ b



r _ t

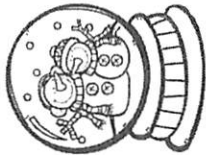









p _ t



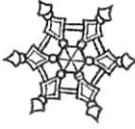

Name: _____





SNOWFLAKE SYLLABLES

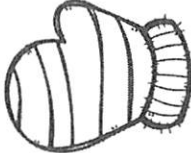

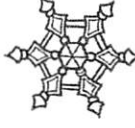
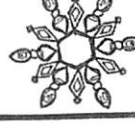
Directions: Say the word and color a snowflake for each syllable.





			
---	---	---	---





			
---	---	---	---





			
---	---	---	--


			
---	---	---	---

			
--	---	---	---

			
--	---	---	---

			
--	---	---	--

			
--	---	---	---



Highlights of the Day...



My Snow Day was _____ this year.

During the snow day, I got to play with _____

One thing that I did was _____

It was fun because _____

I had a _____ time!

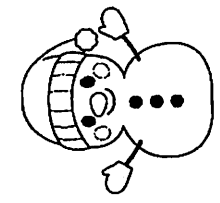


Name _____ Date _____


Fill in the missing numbers.
Cross out each number
after you use it.




3	9	7
1	5	4
10	4	




6, —, 8




—, 2, 3




7, 8, —



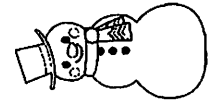
—, 5, 6




3, —, 5



—, 6, 7



2, —, 4



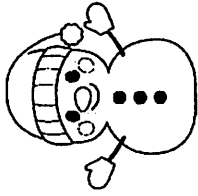
8, 9, —




Fill in the missing numbers.
Cross out each number
after you use it.

Name _____ Date _____


13	26	14
12	19	30
17	24	




16, —, 18



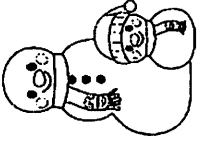
—, 20, 21




10, 11, —



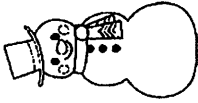
—, 15, 16



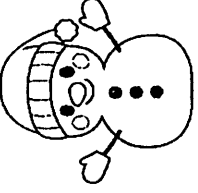
23, —, 25



—, 27, 28



12, —, 14



28, 29, —

1, 2, 3, 4, 5, 6, 7, 8, 9, 10